

Centra[®]

Katalog akumulatorów do pojazdów osobowych 2014-2015



KATALOG AKUMULATORÓW DO POJAZDÓW OSOBOWYCH | 2014-2015

Spis treści

Oferta akumulatorów

2

Oferta akumulatorów

Opis gam

12

Centra Start-Stop **AGM**

12

Centra Start-Stop **EFB**

14

Centra Start-Stop **Auxiliary**

16

Centra **Futura**

18

Centra **Plus**

22

Centra **Standard**

28

Opis gam

Tabele zastosowań

33

Tabele zastosowań

Informacje techniczne

209

Zestawienie wg wymiarów

210

Struktura kodu Centra

211

Specyfikacja techniczna

213

Informacje techniczne



Moc w drodze zawsze z Tobą

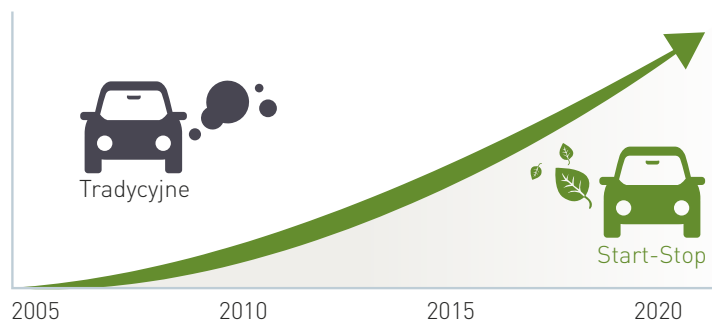
Innowacyjne rozwiązania wspierają niezależny rynek wtórny

Exide ma przyjemność zaprezentować nową gamę akumulatorów do samochodów osobowych, stworzoną z myślą o rynku wtórnym (AM). Wiele zastosowanych rozwiązań ma swoje korzenie w naszych produktach dostarczanych na pierwsze wyposażenie (OE) największym producentom aut. Obecne produkty zostały zaprojektowane, aby wspierać najnowsze rozwiązania technologiczne, takie jak: systemy Start-Stop i systemy rekuperacji. W efekcie nowe akumulatory odznaczają się ponadprzeciętną wydajnością i są odpowiednią na nadchodzące zmiany na rynku pojazdów osobowych.

Przygotowani na przyszłość

Europejski rynek samochodowy zmienia się z niespotykaną dotąd szybkością. Prawo UE zobowiązuje producentów samochodów do zredukowania emisji CO₂ do poziomu 130g/km do 2015 roku, a następnie do poziomu 95g/km do 2021 roku. Oznacza to aż 40-procentową redukcję emisji CO₂, za którą odpowiedzialne są samochody produkowane od 2007 roku! Te ambitne cele zmusiły producentów samochodów do projektowania bardziej ekologicznych aut, wyposażonych w nowoczesne silniki, zaawansowane systemy, np. Start-Stop, system zarządzania akumulatorem czy inteligentny alternator. Nowe technologie bazują na zaawansowanych akumulatorach AGM i EFB, a wzrost produkcji aut mikrohybrydowych w Europie jest zauważalny już dziś. Choć tradycyjne samochody nadal stanowią większość na drogach, to liczba samochodów z systemem Start-Stop bardzo szybko wzrasta.

Ewolucja europejskiego rynku samochodów



- › 70% produkowanych dziś aut jest wyposażonych w rozwiązania redukujące spalanie paliwa i emisję CO₂ na poziomie od 5% do 12%
- › 15% europejskich samochodów jest wyposażonych w system Start-Stop. Oczekuje się, że liczba ta zwiększy się dwukrotnie w ciągu najbliższych 5 lat
- › Pojazdy z systemem Start-Stop potrzebują akumulatorów AGM i EFB – spełniających wymagania dotyczące pierwszego wyposażenia (OE)
- › Zapotrzebowanie na zaawansowane akumulatory o tradycyjnej konstrukcji, jak i na akumulatory oparte na nowej technologii, będzie wzrastać wraz z ewolucją rynku

Zaufanie wiodących producentów samochodów

Dostarczamy akumulatory kwasowo-ołowiowe producentom samochodów od ponad 100 lat. Tworzymy technicznie najbardziej zaawansowane produkty (jako pierwsi wprowadziliśmy na europejski rynek akumulatory do pojazdów z systemem Start-Stop w 2004 roku). Producenci samochodów ufają jakości naszych produktów.

Współpracujemy z największymi producentami samochodów, m.in.:

Alfa Romeo, BMW, Citroën, Dacia, Fiat, Jaguar Land Rover, Lancia, Mini, Nissan, Peugeot, Renault, Saab, Suzuki, Toyota, Volkswagen Group, Volvo





NOWOŚĆ!

Akumulatory do pojazdów osobowych



Start-Stop



Tradycyjne



Akcesoria i wsparcie

NOWOŚĆ

AGM

Najnowsza generacja produktów
s. 4

NOWOŚĆ

EFB

Najnowsza generacja produktów
s. 5

NOWOŚĆ

Akumulatory wspomagające
s. 10

NOWOŚĆ

Futura

Carbon Boost
s. 6

Plus

s. 7

Standard

s. 7

Jaki akumulator wybrać?

s. 8

Tester

s. 9

Prostownik

s. 9

Urządzenie do wymiany akumulatorów

s. 9

Wyszukiwarka akumulatorów „Battery Finder”

s. 9

NOWOŚĆ

Kody QR

s. 9



Start-Stop AGM

Wybieraj tylko oryginał

Nasza firma opracowała pierwszy akumulator AGM do aut z systemem Start-Stop w 2004 roku. Od tego czasu stosowana przez nas technologia szybko się rozwijała, a każda nowa gama produktów wiązała się ze wzrostem ich wydajności. Duże nakłady inwestycyjne w zaawansowane zakłady produkcyjne sprawiły, że jesteśmy jednym z największych na świecie producentów akumulatorów AGM. Spełniając rygorystyczne wymagania producentów samochodów, oferujemy jednocześnie

wysokiej jakości produkty na rynku wtórnym (AM). Akumulatory Centra Start-Stop AGM wykorzystują nowoczesne komponenty i materiały, w tym separatory z maty szklanej, zaawansowane stopy ołowiu i cyny oraz unikalne dodatki węgla do masy aktywnej. Są one dostosowane do samochodów z systemem Start-Stop i/lub z systemem hamowania rekupeacyjnego. Nowa generacja akumulatorów AGM sprawdzi się również na łodziach i w innych zastosowaniach, bazujących na inteligentnych układach oszczędzania paliwa.

NOWOŚĆ

Technologia AGM

Zalety:

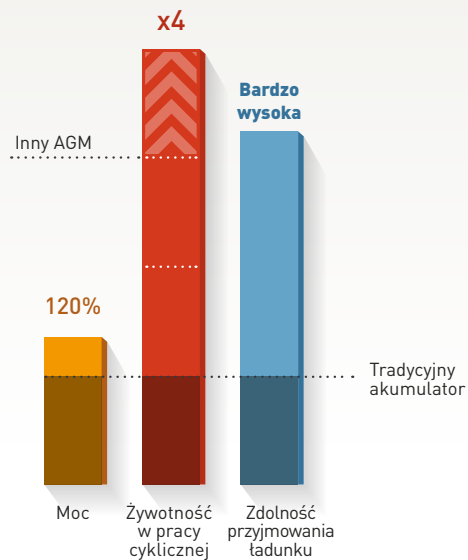
- › Najlepsza zdolność przyjmowania ładunku
- › 4-krotnie dłuższa żywotność w pracy cyklicznej
- › Optymalizacja pod kątem niepełnych doładowań
- › Idealna do dużych samochodów, SUV-ów, vanów, pojazdów z systemem Start-Stop oraz pojazdów wyposażonych w wiele odbiorników prądu
- › Najwyższej klasy zabezpieczenia (szczelnie zamknięty – elektrolit uwięziony w macie szklanej)
- › System rekombinacji VRLA (regulowany za pomocą zaworów)
- › Najnowsza generacja produktów została zaakceptowana przez producentów samochodów
- › Bardzo dobre pokrycie parku samochodowego przy niewielkiej liczbie produktów w gamie
- › Długi czas przechowywania na półce sklepowej

				
ABSORPCYJNA MATA SZKLANA	HAMOWANIE REGENERACYJNE	NAJWYŻSZA MOC ROZRUCHOWA	INTENSYWNE UŻYTKOWANIE	4X WIĘKSZA CYKLIČNOŚĆ



Płyta dodatnia: kratka obramowana z nowoczesnym stopem ołowiu. Eliminacja rozwarstwienia elektrolitu dzięki chłonnym separatorom – absorbującym i zwiększającym ilość elektrolitu

Kluczowe osiągi



Unikalny system wentylacji regulowanej zaworami

Podwójne, hermetycznie zamknięte wieczko z ujściem odgazowującym i zabezpieczeniem przeciwwiskrowym

Wysoko skompresowana grupa wysokich płyt

Płyta ujemna: kratka 3DX (szczegóły na s. 7)





Start-Stop EFB

Krok naprzód

Motywacją do stworzenia pierwszego akumulatora EFB* w 2008 roku była wynikiem chęci wsparcia europejskich producentów samochodów w zakresie redukcji zużycia paliwa i zmniejszenia emisji CO₂ w małych oraz średnich autach. Inwestycje w badania i rozwój oraz wieloletnia współpraca z największymi producentami samochodów zaowocowały postrzeganiem naszej technologii jako najbardziej zaawansowanej.

Dzięki zastosowaniu stopów ołowiu i dodatków węglowych akumulatory EFB z najnowszej gamy odznaczają się lepszą zdolnością przyjmowania ładunku i dobrą żywotnością w pracy cyklicznej. Akumulatory EFB doskonale współpracują z systemami Start-Stop, systemami hamowania regeneracyjnego i innymi, zaawansowanymi technologiami redukującymi zużycie paliwa.

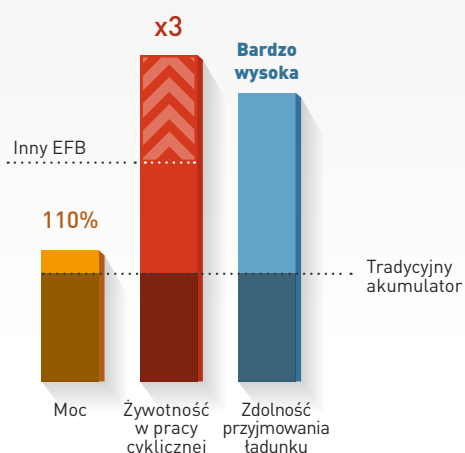
NOWOŚĆ

Technologia EFB

Zalety:

- › Wysoka zdolność przyjmowania ładunku przez cały okres pracy
- › 3-krotnie dłuższa żywotność w pracy cyklicznej
- › Optymalizacja pod kątem niepełnych doładowań
- › Idealna do małych i średnich aut z systemem Start-Stop oraz z innymi systemami redukcji spalania
- › Nowoczesne rozwiązania w zakresie bezpieczeństwa eksploatacji
- › Najnowsza generacja produktów została zaakceptowana przez producentów samochodów
- › Bardzo dobre pokrycie parku samochodowego przy niewielkiej liczbie produktów w gamie
- › Długi czas przechowywania na półce sklepowej

Kluczowe osiągi



TECHNOLOGIA 3DX



HAMOWANIE REGENERACYJNE



NAJWYŻSZA MOC ROZRUCHOWA



INTENSYWNE UŻYTKOWANIE



3X WIĘKSZA CYKLICZNOŚĆ



Płyta dodatnia: kratka 3DX i zaawansowana forma z włókna szklanego pokrywająca masę aktywną

Średnio skompresowana grupa płyt

Płyta ujemna: kratka 3DX wzbogacona o dodatki węglowe (szczegóły na s. 7)



Wieczko z zabezpieczeniem przeciwwiskrowym oraz zabezpieczeniem zapobiegającym wydostaniu się elektrolitu



Centra Futura

CARBON BOOST

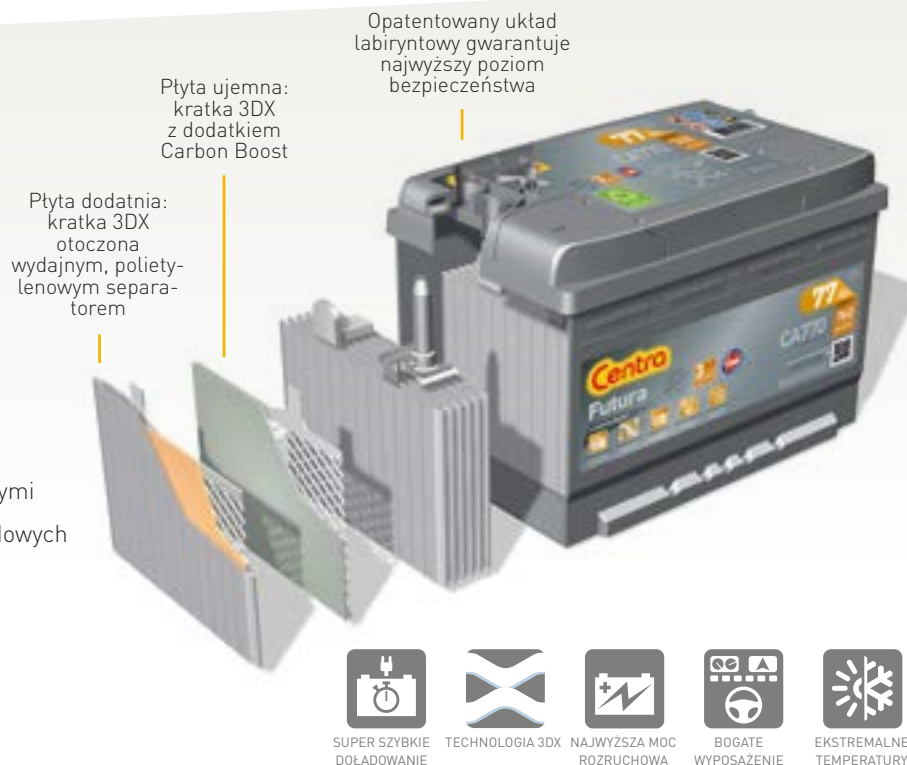
Nowe akumulatory Centra Futura Carbon Boost ładują się do 1,5 raza szybciej dzięki zastosowaniu opatentowanych dodatków węglowych. Technologię tę odkryto podczas prac rozwojowych nad gamami AGM i EFB, co doprowadziło do polepszenia zdolności przyjmowania ładunku i znaczącego skrócenia czasu ładowania. Akumulator Centra Futura Carbon Boost został zaprojektowany, aby sprostać ekstremalnym temperaturom i wymaganiom pojazdów z bogatym wyposażeniem, intensywnie użytkowanym.

**NOWOŚĆ**

Technologia Centra Carbon Boost

Zalety:

- › 30% więcej mocy rozruchowej
- › Do 1,5 raza szybsze doładowanie
- › Idealna do bogato wyposażonych aut z mocnymi silnikami i wymagającymi instalacjami elektrycznymi
- › Zastosowanie w ekstremalnych warunkach pogodowych oraz w ruchu miejskim
- › Spełnia wymagania stawiane produktom na tzw. pierwsze wyposażenie (OE)
- › Pokrywa ok. 90% parku samochodowego



SUPER SZYBKE DOŁADOWANIE



TECHNOLOGIA 3DX



NAJWYŻSZA MOC ROZRUCHOWA



BOGATE WYPOSAŻENIE




EKSTREMALNE TEMPERATURY


Efekty działania formuły Carbon Boost

Bez Carbon Boost

Z Carbon Boost



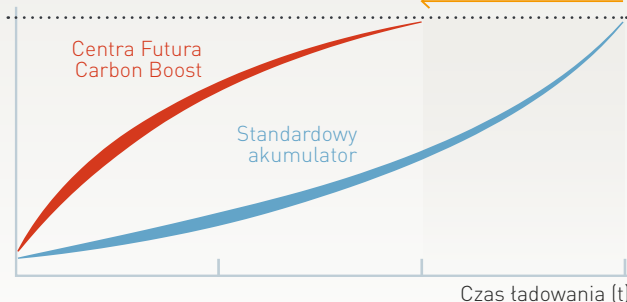
Płyty pokryte siarczanami



Redukcja siarczanów dzięki technologii Carbon Boost

Poziom natadowania

1,5 raza szybsze ładowanie



Testy laboratoryjne wykazały, że ładowanie akumulatora Centra Futura Carbon Boost trwa zdecydowanie krócej niż ładowanie standardowego akumulatora w takich samych warunkach.

W wyniku rozładowywania akumulatora nieprzewodzące cząsteczki siarczanów stopniowo pokrywają płyty ujemne, izolując je od elektrolitu. W takiej sytuacji duża ilość energii jest wykorzystywana na rozpuszczenie siarczanów, co obniża efektywność ładowania. Wysoko powierzchniowy węgiel w akumulatorach Centra Futura Carbon Boost zapewnia doskonałe przewodnictwo, dzięki czemu siarczany rozpuszczają się znacznie szybciej.



SUPER SZYBKE DOŁADOWANIE

Centra Futura Carbon Boost ma lepszą zdolność przyjmowania ładunku (ładuje się do **1,5 raza szybciej** niż standardowe akumulatory).

Często akumulator jest pierwszą przyczyną awarii samochodu*. Dzięki szybkiemu ładowaniu akumulator jest natadowany w większym stopniu, co w określonych warunkach użytkowania (niskie temperatury, ruch miejski) przekłada się na **wydłużenie żywotności akumulatora**.



Centra Plus



Zalety:

- › 15% więcej mocy rozruchowej
- › Wszechstronny akumulator do standardowego użytkowania
- › Gama akumulatorów dopasowanych do niemal wszystkich samochodów
- › Doświadczenie producenta akumulatorów dostarczanych na pierwsze wyposażenie (OE)



TECHNOLOGIA 3DX



WYŻSZA MOC ROZRUCHOWA



STANDARDOWE WYPOSAŻENIE

Centra Standard

Zalety:

- › Ekonomiczne rozwiązanie
- › Do aut z podstawowym wyposażeniem



TECHNOLOGIA 3DX




Kratka 3DX – tajemnica każdego akumulatora Centra

Inna kratka



Kratka 3DX



Zalety:

- › Ponadprzeciętna przyczepność masy aktywnej wydłuża żywotność akumulatora
- › Większa ilość energii dzięki lepszemu przewodnictwu
- › Dobrej jakości stopy maksymalizują żywotność i wydajność
- › Odporność na wibracje i korozję
- › Produkcja przyjazna środowisku naturalnemu
- › Niezmiennie wysoka jakość dzięki zautomatyzowanemu procesowi produkcji

Wzmocniona siatka w kształcie rombu sprawia, że masa aktywna jest trwale związana z siatką, przez co uzyskuje się lepsze parametry elektryczne i dłuższą żywotność akumulatora



Czy wiesz, że? – Czynniki, które najbardziej eksploatują Twój akumulator

Niskie temperatury bardzo niekorzystnie wpływają na wydajność akumulatora. Co więcej, w zimie zwiększa się zapotrzebowanie energetyczne na oświetlenie i ogrzewanie.

Wysokie temperatury przyspieszają samorozładowanie, korozję kratki i degradację masy czynnej. Nieprzystosowanie akumulatora do niekorzystnych warunków atmosferycznych może skrócić jego żywotność.

W ruchu miejskim silnik jest często wyłączany lub pracuje na biegu jałowym, a odbiorniki prądu mogą zużywać więcej energii, niż alternator jest w stanie wytworzyć. To dodatkowo obciąża akumulator.

Zaawansowane wyposażenie, jak odtwarzacze multimedialne lub nawigacja, również dodatkowo obciąża akumulator.



Jaki akumulator wybrać?

Tradycyjne

Start-Stop



Stary akumulator zawsze wymień na akumulator wykonany w takiej samej technologii.



AGM



EFB

Nigdy nie używaj tradycyjnych akumulatorów w autach z systemem Start-Stop.

Układ napędowy samochodów Start-Stop działa zupełnie inaczej niż jego odpowiednik w standardowych pojazdach. Tylko akumulatory AGM i EFB mogą pracować w warunkach wyťažonej pracy cyklicznej.



Czy wiesz, że? – Możesz używać akumulatorów Start-Stop także w tradycyjnych samochodach!

Auta intensywnie używane, np. taksówki, karetki pogotowia i policyjne radiowozy, wymagają akumulatorów o podwyższonej odporności na pracę cykliczną. Dlatego akumulatory Start-Stop są w podobnych zastosowaniach idealnym wyborem. Dotyczy to również samochodów z bogatym wyposażeniem elektrycznym i pojazdów używanych głównie w ruchu miejskim.

Uniknij przedwczesnego uszkodzenia akumulatora i ogranicz koszt jego użytkowania, wybierając akumulator AGM lub EFB o cztero-, trzykrotnie większej wytrzymałości na pracę cykliczną (w porównaniu ze standardowymi akumulatorami).

Więcej niż akumulatory

Oferujemy wszechstronną gamę akcesoriów i wsparcie. Pomożemy Ci testować, dobierać, wymieniać i utylizować akumulatory – wszystko po to, by Twój warsztat się rozwijał i oferował najlepszą jakość świadczonych usług, zwiększając Twoje zyski.

Testowanie



Tester akumulatorów

Oferujemy gamę łatwych w użyciu testerów, które współpracują ze wszystkimi typami akumulatorów.

Akumulator sprawny?




Ładowanie



Prostownik

Prostowniki Exide mogą być używane w samochodach, łodziach i motocyklach, są idealne zarówno do użytku domowego, jak i profesjonalnego. Warsztaty używające tego narzędzia, mają pewność, że klient opuszcza warsztat z optymalnie naładowanym akumulatorem.

Dobór



Wyszukiwarka akumulatorów „Battery Finder”

Znajdź szybko akumulator pasujący do modelu auta (po numerze VIN).




Kody QR

Chcesz dowiedzieć się więcej? Zeskanuj kod QR z etykiety i uzyskaj więcej informacji. Nie musisz już czekać, aż dotrzesz do domu.



Internetowy katalog zastosowań

Dobierz odpowiedni akumulator, korzystając z wyszukiwarki dostępnej na www.akumulator.pl.

Wymiana



BRT-12

Docenione w branży* narzędzie do wymiany akumulatorów Exide BRT-12 jest wyposażone w bazę kodów, która ułatwia wymianę akumulatora i skasowanie ewentualnych błędów komputera pokładowego.








Centra stawia na recykling!

Co zrobić ze starymi akumulatorami? Skorzystaj z naszego systemu recyklingu.



Lista typów

		Centra	Osiągi		Wymiary			Parametry techniczne			
		Kod	Pojemność nominalna (Ah)	Prąd rozruchu wg EN (A)	Blok	Długość (mm)	Szerokość (mm)	Wysokość (mm)	Polaryzacja	Końcówki biegunów	Mocowanie
	AGM	CK600	60	680	L02	242	175	190	0	1	B13
		CK700	70	760	L03	278	175	190	0	1	B13
		CK800	80	800	L04	315	175	190	0	1	B13
		CK950	95	850	L05	353	175	190	0	1	B13
		CK1050	105	950	L06	392	175	190	0	1	B13
	EFB	CL600	60	640	L02	242	175	190	0	1	B13
		CL604	60	520	D23	230	173	222	0	1	B0
		CL652	65	650	LB3	278	175	175	0	1	B13
		CL700	70	720	L03	278	175	190	0	1	B13
		CL752	75	730	LB4	315	175	175	0	1	B13
		CL800	80	720	L04	315	175	190	0	1	B13
	Auxiliary	CK091	9	120	C54	150	90	105	1	M12	B0
		CK111	11	150	C55	150	90	130	1	M04	B0
		CK151	15	200	C56	150	90	145	1	JLR	B0

NOWOŚĆ

Akumulatory wspomagające Start-Stop

Doświadczenie wyniesione ze współpracy z wiodącymi producentami samochodów zaowocowało nową linią akumulatorów wspomagających, przeznaczonych na rynek wtórny. Akumulatory wspomagające, zasilając dodatkowe wyposażenie samochodu, są uzupełnieniem akumulatora rozruchowego.



Solidny akumulator wspomagający

Zalety:

- › 3-krotnie dłuższa żywotność w pracy cyklicznej
- › Długi czas przechowywania na półce sklepowej
- › System rekombinacji VRLA (regulowany zaworami) chroni przed wyciekami
- › Doświadczenie producenta akumulatorów dostarczanych na pierwsze wyposażenie (OE)



ABSORPCYJNA
MATA SZKLANA



INTENSYWNE
UŻYTKOWANIE






3X WIĘKSZA
CYKLIČNOŚĆ



Czy wiesz, że?

Produkujemy również akumulatory dla pojazdów użytkowych, motocykli, łodzi i kamperów. Skontaktuj się z lokalnym dystrybutorem lub odwiedź stronę www.exide.com, by dowiedzieć się więcej.

	Centra	Osiągi		Wymiary			Parametry techniczne			
		Kod	Pojemność nominalna (Ah)	Prąd rozruchu wg EN (A)	Blok	Długość (mm)	Szerokość (mm)	Wysokość (mm)	Polaryzacja	Końcówki biegunów
 Futura	CA386	38	300	B19	187	136	220	0	3 + Adapter	B1
	CA456	45	390	B24	237	136	227	0	3 + Adapter	B1
	CA472	47	450	LB1	207	175	175	0	1	B13
	CA530	53	540	L01	207	175	190	0	1	B13
	CA601	60	600	L02	242	175	190	1	1	B13
	CA612	61	600	LB2	242	175	175	0	1	B13
	CA640	64	640	L02	242	175	190	0	1	B13
	CA654	65	580	D23	230	173	222	0	1	Korean B1
	CA722	72	720	LB3	278	175	175	0	1	B13
	CA754	75	630	D26	270	173	222	0	1	B9
	CA755	75	630	D26	270	173	222	1	1	B9
	CA770	77	760	L03	278	175	190	0	1	B13
	CA900	90	720	L04	315	175	190	0	1	B13
	CA954	95	800	D31	306	173	222	0	1	Korean B1
CA955	95	800	D31	306	173	222	1	1	Korean B1	
CA1000	100	900	L05	353	175	190	0	1	B13	
 Plus	CB356	35	240	B19	187	127	220	0	3	B0
	CB357	35	240	B19	187	127	220	1	3	B0
	CB440	44	400	L00	175	175	190	0	1	B13
	CB442	44	420	LB1	207	175	175	0	1	B13
	CB450	45	330	E02	220	135	225	0	1	B1
	CB451	45	330	E02	220	135	225	1	1	B1
	CB454	45	330	B24	237	127	227	0	1	B0
	CB455	45	330	B24	237	127	227	1	1	B0
	CB456	45	330	B24	237	127	227	0	3	B0
	CB457	45	330	B24	237	127	227	1	3	B0
	CB500	50	450	L01	207	175	190	0	1	B13
	CB501	50	450	L01	207	175	190	1	1	B13
	CB504	50	360	D20	200	173	222	0	1	Korean B1
	CB505	50	360	D20	200	173	222	1	1	Korean B1
	CB602	60	540	LB2	242	175	175	0	1	B13
	CB604	60	390	D23	230	173	222	0	1	Korean B1
	CB605	60	390	D23	230	173	222	1	1	Korean B1
	CB620	62	540	L02	242	175	190	0	1	B13
	CB621	62	540	L02	242	175	190	1	1	B13
	CB704	70	540	D26	270	173	222	0	1	B9
	CB705	70	540	D26	270	173	222	1	1	B9
	CB712	71	670	LB3	278	175	175	0	1	B13
	CB740	74	680	L03	278	175	190	0	1	B13
	CB741	74	680	L03	278	175	190	1	1	B13
	CB800	80	640	L04	315	175	190	0	1	B13
	CB802	80	700	LB4	315	175	175	0	1	B13
	CB852	85	760	LB5	353	175	175	0	1	B13
	CB950	95	800	L05	353	175	190	0	1	B13
	CB954	95	720	D31	306	173	222	0	1	Korean B1
	CB955	95	720	D31	306	173	222	1	1	Korean B1
CB1100	110	850	L06	392	175	190	0	1	B13	
 Standard	CC400	40	320	L00	175	175	190	0	1	B13
	CC412	41	370	LB1	207	175	175	0	1	B13
	CC440	44	360	L01	207	175	190	0	1	B13
	CC542	54	500	LB2	242	175	175	0	1	B13
	CC550	55	460	L02	242	175	190	0	1	B13
	CC652	65	540	LB3	278	175	175	0	1	B13
	CC700	70	640	L03	278	175	190	0	1	B13
CC900	90	720	L05	353	175	190	0	1	B13	

Start-Stop AGM



Zastosowanie



START-STOP

Układy napędowe z systemem Start-Stop



AGM Replace AGM

Gdy poprzedni akumulator był wykonany także w technologii AGM



HAMOWANIE REGENERACYJNE

Systemy odzyskiwania energii, jak np. inteligentny alternator lub hamowanie rekuperacyjne



NAJWYŻSZA MOC ROZRUCHOWA

Duże silniki wymagające większej mocy rozruchowej



INTENSYWNE UŻYTKOWANIE

Intensywna jazda miejska



CONVENTIONAL

Wersja dla taksówek lub lekkich pojazdów użytkowych. Więcej w instrukcji użytkownika na www.centra.info

Zalety



Sprzęt na tzw. pierwsze wyposażenie



95% PARC COVERAGE

Bardzo dobre pokrycie parku samochodów z systemem Start-Stop



4x WIEKSZA CYKLICZNOŚĆ

4-krotnie dłuższa żywotność w pracy cyklicznej (w porównaniu z tradycyjnymi akumulatorami)



SAFETY

Zabezpieczone przed skutkami wycieków i przechytów, wieczko z regulacją zaworową (VRLA)



MAINTENANCE FREE

W pełni bezobsługowy



Wyprodukowano w Europie

Centra		Osiągi		Wymiary				Parametry techniczne		
Kod	Pojemność Ah	CCA A (En)	Blok	Długość (mm)	Szerokość (mm)	Wysokość (mm)	Polaryzacja	Końcówki biegunów	Mocowanie	
CK600	60	680						1 (EN)	B13	
			L02	242	175	190				ETN 0
CK700	70	760						1 (EN)	B13	
			L03	278	175	190				ETN 0
CK800	80	800						1 (EN)	B13	
			L04	315	175	190				ETN 0
CK950	95	850						1 (EN)	B13	
			L05	353	175	190				ETN 0
CK1050	105	950						1 (EN)	B13	
			L06	392	175	190				ETN 0

Start-Stop EFB



Zastosowanie



Układy napędowe z systemem Start-Stop



Gdy poprzedni akumulator był wykonany także w technologii EFB



Systemy odzyskiwania energii, jak np. inteligentny alternator lub hamowanie rekuperacyjne



Duże silniki wymagające większej mocy rozruchowej



Intensywna jazda miejska



Wersja dla taksówek lub lekkich pojazdów użytkowych. Więcej w instrukcji użytkownika na www.centra.info

Zalety



Sprzęt na tzw. pierwsze wyposażenie



Bardzo dobre pokrycie parku samochodów z systemem Start-Stop



3-krotnie dłuższa żywotność w pracy cyklicznej (w porównaniu z tradycyjnymi akumulatorami)




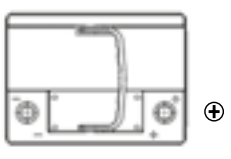
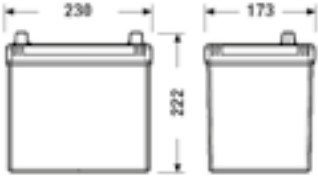
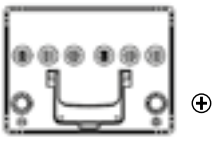
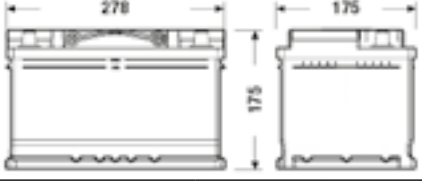
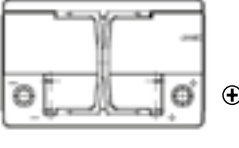
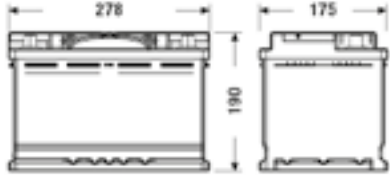
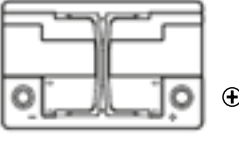
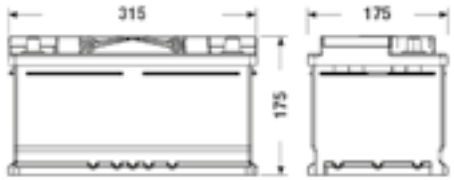
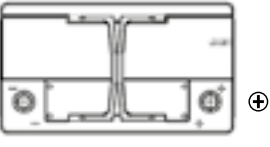
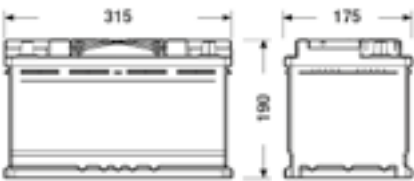

Zabezpieczone przed wyciekami, zgrzewane wieczko z zabezpieczeniem przeciwwiskrowym



W pełni bezobsługowy



Wyprodukowano w Europie

Centra		Osiągi		Wymiary				Parametry techniczne		
Kod	Pojemność Ah	CCA A (En)	Blok	Długość (mm)	Szerokość (mm)	Wysokość (mm)	Polaryzacja	Końcówki biegunów	Mocowanie	
CL600	60	640						1 (EN)	B13	
			L02	242	175	190				ETN 0
CL604	60	520						1 (EN)	B0	
			D23	230	173	222				ETN 0
CL652	65	650						1 (EN)	B13	
			LB3	278	175	175				ETN 0
CL700	70	720						1 (EN)	B13	
			L03	278	175	190				ETN 0
CL752	75	730						1 (EN)	B13	
			LB4	315	175	175				ETN 0
CL800	80	720						1 (EN)	B13	
			L04	315	175	190				ETN 0



Start-Stop Auxiliary



Zastosowanie



Układy napędowe z systemem Start-Stop



Gdy poprzedni akumulator był wykonany także w technologii AGM



Dodatkowe źródło zasilania elektrycznego wyposażenia auta



Do instalacji również w konwencjonalnych układach napędowych, wymagających akumulatora wspomagającego

Zalety



Oryginalna część zamienna, zgodna z europejskimi normami



Wysokie pokrycie parku samochodów z systemem Start-Stop



3-krotnie dłuższa żywotność w pracy cyklicznej (w porównaniu z tradycyjnymi akumulatorami)



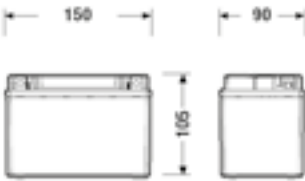

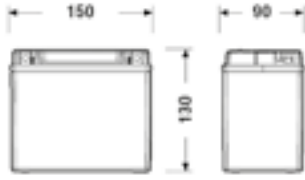



Zabezpieczone przed skutkami wycieków i przeżyłków, wieczko z regulacją zaworową (VRLA)



W pełni bezobsługowy



Spełnia wymogi UE

Centra		Osiągi		Wymiary				Parametry techniczne		
Kod	Pojemność Ah	CCA A (En)	Blok	Długość (mm)	Szerokość (mm)	Wysokość (mm)	Polaryzacja	Końcówki biegunów	Mocowanie	
CK091	9	120						M12	B0	
			C54	150	90	105				ETN 1
CK111	11	150						M04	B0	
			C55	150	90	130				ETN 1
CK151	15	200						JLR	B0	
			C56	150	90	145				ETN 1



Futura

CARBON BOOST

Innowacyjne rozwiązanie



Zastosowanie



CONVENTIONAL

Tradycyjne układy napędowe



NAJWYŻSZA
MOC ROZRUCHOWA

Duże silniki



BOGATE
WYPOSAŻENIE

Bogate wyposażenie



EKSTREMALNE
TEMPERATURY

Skrajnie niskie i wysokie temperatury



INTENSIVE USE

Intensywna jazda miejska

Zalety



Oryginalna część zamienna, wyprodukowana przez producenta sprzętu na tzw. pierwsze wyposażenie



PARC
COVERAGE

Wysokie pokrycie parku samochodów



SUPER SZYBKIE
DOLADOWANIE

Dłuższa żywotność akumulatora dzięki o 1,5 raza szybszemu ładowaniu (w porównaniu z tradycyjnymi akumulatorami)



SAFETY

Zabezpieczone przed wyciekami, zgrzewane wieczko z zabezpieczeniem przeciwiskrowym



MAINTENANCE
FREE

W pełni bezobsługowy



37
MIESIĄC
GWARANCJA
WARRANTY

3 lata gwarancji



EXPLO
ASSISTANCE



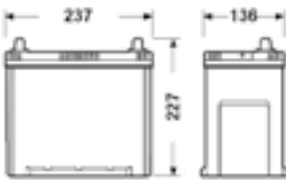

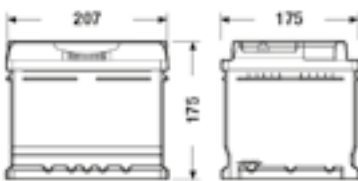
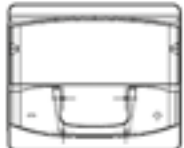

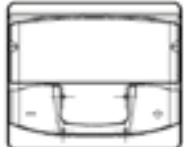

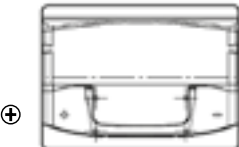

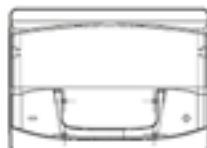
Pakiet assistance – usprawnienie pojazdu na drodze



EU

Wyprodukowano w Europie*

* Szczegóły na opakowaniu


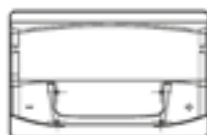


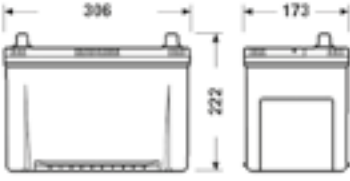
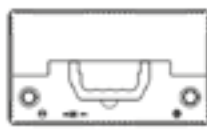
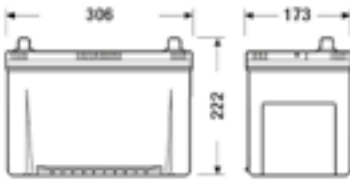
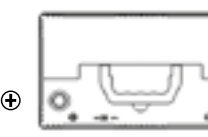
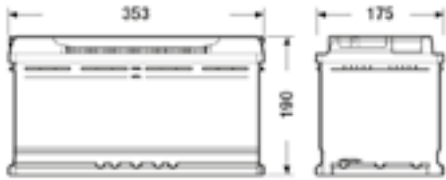

Centra		Osiągi		Wymiary				Parametry techniczne		
Kod	Pojemność Ah	CCA A (En)	Blok	Długość (mm)	Szerokość (mm)	Wysokość (mm)	Polaryzacja	Końcówki biegunów	Mocowanie	
CA386	38	300						3 (JIS) + Adapter	B1	
			B19	187	136	220				ETN 0
CA456	45	390						3 (JIS) + Adapter	B1	
			B24	237	136	227				ETN 0
CA472	47	450						1 (EN)	B13	
			LB1	207	175	175				ETN 0
CA530	53	540						1 (EN)	B13	
			L01	207	175	190				ETN 0
CA601	60	600						1 (EN)	B13	
			L02	242	175	190				ETN 1
CA612	61	600						1 (EN)	B13	
			LB2	242	175	175				ETN 0



Futura



Centra		Osiągi		Wymiary				Parametry techniczne		
Kod	Pojemność Ah	CCA A (En)	Blok	Długość (mm)	Szerokość (mm)	Wysokość (mm)	Polaryzacja	Końcówki biegunów	Mocowanie	
CA640	64	640						1 (EN)	B13	
			L02	242	175	190				ETN 0
CA654	65	580						1 (EN)	Korean B1	
			D23	230	173	222				ETN 0
CA722	72	720						1 (EN)	B13	
			LB3	278	175	175				ETN 0
CA754	75	630						1 (EN)	B9	
			D26	270	173	222				ETN 0
CA755	75	630						1 (EN)	B9	
			D26	270	173	222				ETN 1

Centra		Osiągi		Wymiary				Parametry techniczne		
Kod	Pojemność Ah	CCA A (En)	Blok	Długość (mm)	Szerokość (mm)	Wysokość (mm)	Polaryzacja	Końcówki biegunów	Mocowanie	
CA770	77	760						1 (EN)	B13	
			L03	278	175	190				ETN 0
CA900	90	720						1 (EN)	B13	
			L04	315	175	190				ETN 0
CA954	95	800						1 (EN)	Korean B1	
			D31	306	173	222				ETN 0
CA955	95	800						1 (EN)	Korean B1	
			D31	306	173	222				ETN 1
CA1000	100	900						1 (EN)	B13	
			L05	353	175	190				ETN 0



Plus

Racjonalny wybór



Zastosowanie



CONVENTIONAL

Tradycyjne układy napędowe



WYŻSZA
MOC ROZRUCHOWA

Standardowe silniki



STANDARDOWE
WYPOSAŻENIE

Standardowe wyposażenie



EVERYDAY
DRIVING

Codziennie użytkowanie

Zalety

Wyprodukowane przez producenta sprzętu na tzw. pierwsze wyposażenie



98%
PARC
COVERAGE

Bardzo dobre pokrycie parku samochodów



SAFETY

Wieżko z centralnym odgazowaniem i zabezpieczeniem przeciwwiskrowym



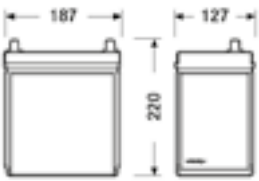

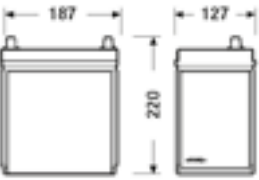

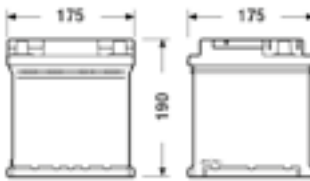

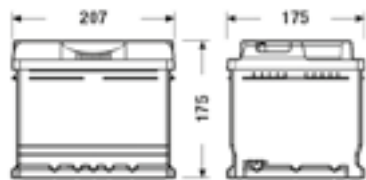
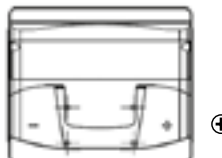
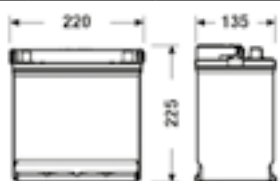
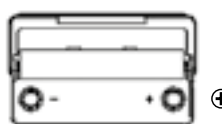


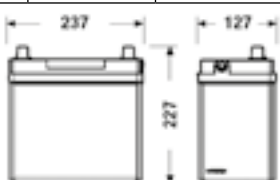
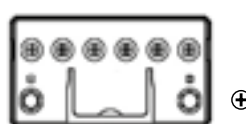
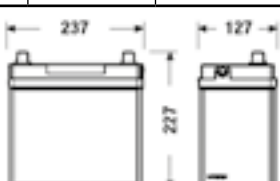
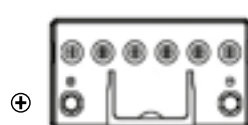
MAINTENANCE
FREE

W pełni bezobsługowy



Wyprodukowano w Europie*

* Szczegóły na opakowaniu

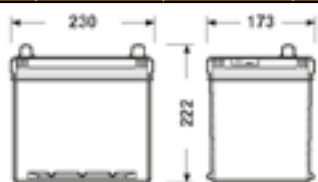
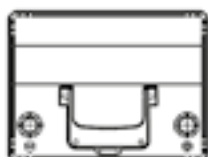
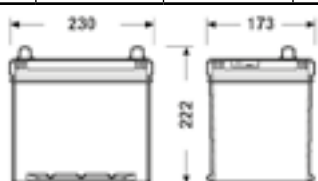
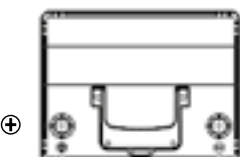
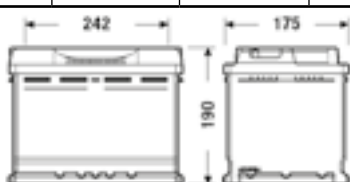
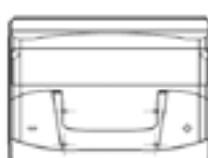
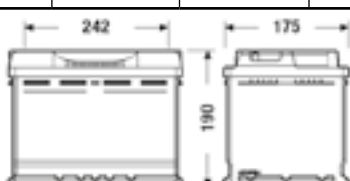

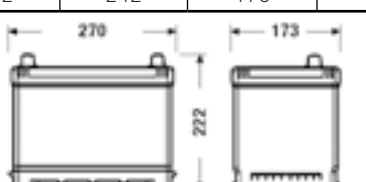

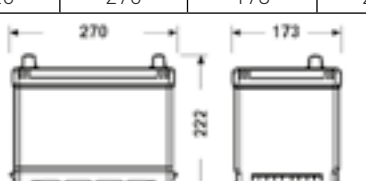
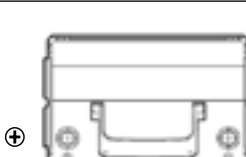
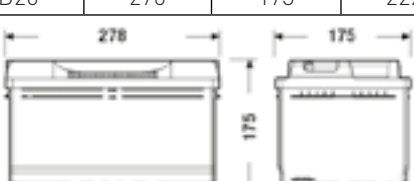
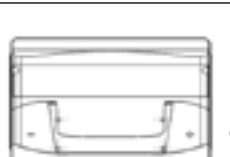
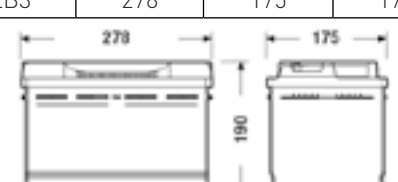
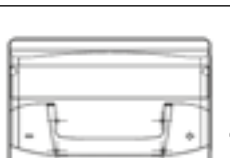
Centra		Osiągi		Wymiary			Parametry techniczne		
Kod	Pojemność Ah	CCA A (En)	Blok	Długość (mm)	Szerokość (mm)	Wysokość (mm)	Polaryzacja	Końcówki biegunów	Mocowanie
CB356	35	240						3 (JIS)	B0
			B19	187	127	220	ETN 0		
CB357	35	240						3 (JIS)	B0
			B19	187	127	220	ETN 1		
CB440	44	400						1 (EN)	B13
			L00	175	175	190	ETN 0		
CB442	44	420						1 (EN)	B13
			LB1	207	175	175	ETN 0		
CB450	45	330						1 (EN)	B1
			E02	220	135	225	ETN 0		
CB451	45	330						1 (EN)	B1
			E02	220	135	225	ETN 1		
CB454	45	330						1 (EN)	B0
			B24	237	127	227	ETN 0		
CB455	45	330						1 (EN)	B0
			B24	237	127	227	ETN 1		



Plus



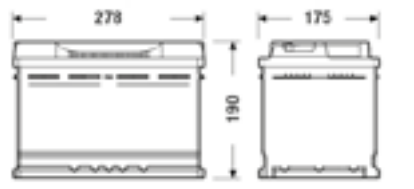
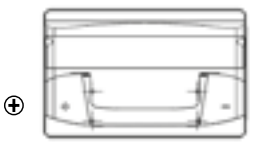
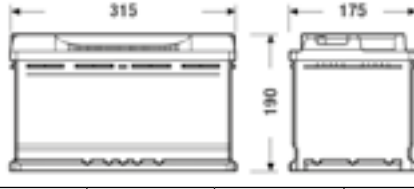

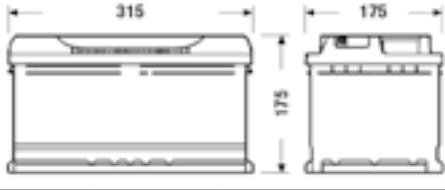
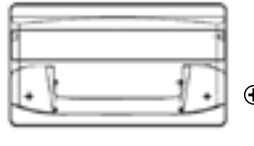

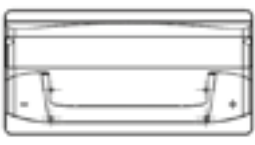
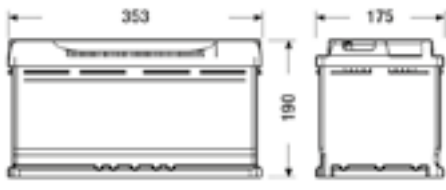

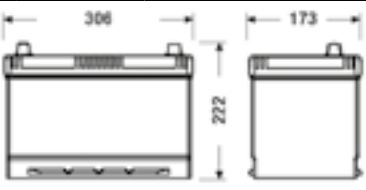
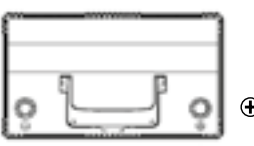
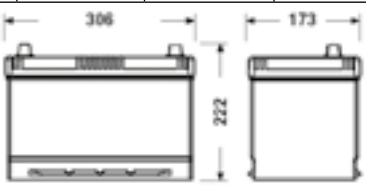
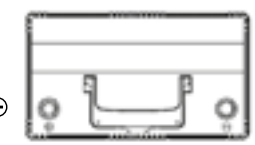
Centra		Osiągi		Wymiary				Parametry techniczne		
Kod	Pojemność Ah	CCA A (En)	Blok	Długość (mm)	Szerokość (mm)	Wysokość (mm)	Polaryzacja		Końcówki biegunów	Mocowanie
CB456	45	330							3 (JIS)	B0
			B24	237	127	227	ETN 0			
CB457	45	330							3 (JIS)	B0
			B24	237	127	227	ETN 1			
CB500	50	450							1 (EN)	B13
			L01	207	175	190	ETN 0			
CB501	50	450							1 (EN)	B13
			L01	207	175	190	ETN 1			
CB504	50	360							1 (EN)	Korean B1
			D20	200	173	222	ETN 0			
CB505	50	360							1 (EN)	Korean B1
			D20	200	173	222	ETN 1			
CB602	60	540							1 (EN)	B13
			LB2	242	175	175	ETN 0			

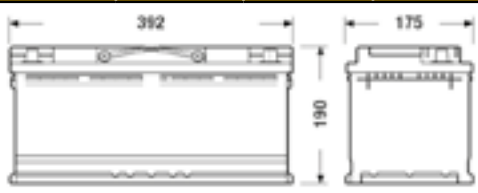
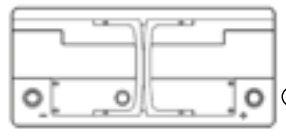
Centra		Osiągi		Wymiary				Parametry techniczne		
Kod	Pojemność Ah	CCA A (En)	Blok	Długość (mm)	Szerokość (mm)	Wysokość (mm)	Polaryzacja	Końcówki biegunów	Mocowanie	
CB604	60	390						1 (EN)	Korean B1	
			D23	230	173	222	ETN 0			
CB605	60	390						1 (EN)	Korean B1	
			D23	230	173	222	ETN 1			
CB620	62	540						1 (EN)	B13	
			L02	242	175	190	ETN 0			
CB621	62	540						1 (EN)	B13	
			L02	242	175	190	ETN 1			
CB704	70	540						1 (EN)	B9	
			D26	270	173	222	ETN 0			
CB705	70	540						1 (EN)	B9	
			D26	270	173	222	ETN 1			
CB712	71	670						1 (EN)	B13	
			LB3	278	175	175	ETN 0			
CB740	74	680						1 (EN)	B13	
			L03	278	175	190	ETN 0			



Plus



Centra		Osiągi		Wymiary				Parametry techniczne		
Kod	Pojemność Ah	CCA A (En)	Blok	Długość (mm)	Szerokość (mm)	Wysokość (mm)	Polaryzacja	Końcówki biegunów	Mocowanie	
CB741	74	680						1 (EN)	B13	
			L03	278	175	190				ETN 1
CB800	80	640						1 (EN)	B13	
			L04	315	175	190				ETN 0
CB802	80	700						1 (EN)	B13	
			LB4	315	175	175				ETN 0
CB852	85	760						1 (EN)	B13	
			LB5	353	175	175				ETN 0
CB950	95	800						1 (EN)	B13	
			L05	353	175	190				ETN 0
CB954	95	720						1 (EN)	Korean B1	
			D31	306	173	222				ETN 0
CB955	95	720						1 (EN)	Korean B1	
			D31	306	173	222				ETN 1

Centra		Osiągi		Wymiary				Parametry techniczne		
Kod	Pojemność Ah	CCA A (En)	Blok	Długość (mm)	Szerokość (mm)	Wysokość (mm)	Polaryzacja	Końcówki biegunów	Mocowanie	
CB1100	110	850						1 (EN)	B13	
			L06	392	175	190				ETN 0



Standard



Zastosowanie



CONVENTIONAL

Tradycyjne układy napędowe



OLD VEHICLES

Starsze samochody z podstawowym wyposażeniem

Zalety

Wyprodukowane przez producenta sprzętu na tzw. pierwsze wyposażenie



SAFETY

Wieżko z centralnym odgazowaniem i zabezpieczeniem przeciwiskrowym





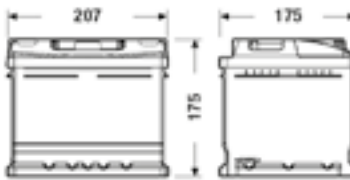
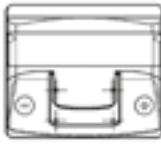
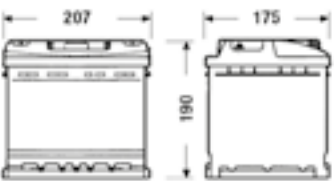
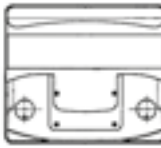

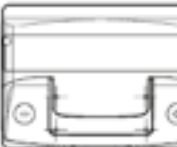

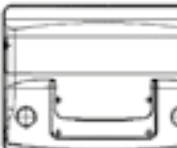
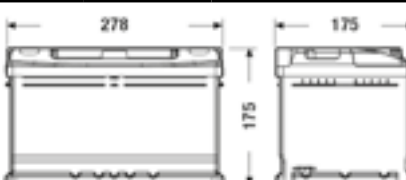
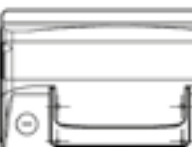

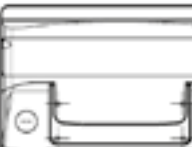
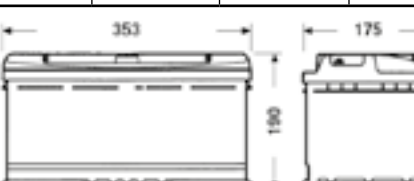
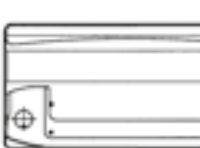
MAINTENANCE FREE

W pełni bezobsługowy



Wyprodukowano w Europie*

* Szczegóły na opakowaniu

Centra		Osiągi		Wymiary				Parametry techniczne		
Kod	Pojemność Ah	CCA A (En)	Blok	Długość (mm)	Szerokość (mm)	Wysokość (mm)	Polaryzacja	Końcówki biegunów	Mocowanie	
CC400	40	320						1 (EN)	B13	
			L00	175	175	190				ETN 0
CC412	41	370						1 (EN)	B13	
			LB1	207	175	175				ETN 0
CC440	44	360						1 (EN)	B13	
			L01	207	175	190				ETN 0
CC542	54	500						1 (EN)	B13	
			LB2	242	175	175				ETN 0
CC550	55	460						1 (EN)	B13	
			L02	242	175	190				ETN 0
CC652	65	540						1 (EN)	B13	
			LB3	278	175	175				ETN 0
CC700	70	640						1 (EN)	B13	
			L03	278	175	190				ETN 0
CC900	90	720						1 (EN)	B13	
			L05	353	175	190				ETN 0



Specyfikacja techniczna

Mocowanie

B0



B7



B1



B9



KOREAN B1

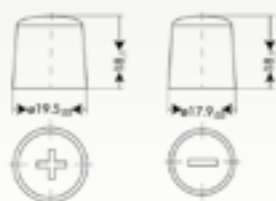


B13



Końcówki biegunów

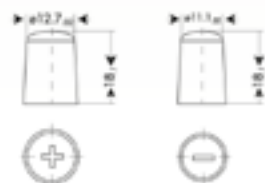
1 (EN)



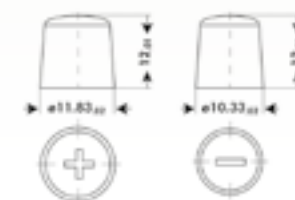
M04 / M12



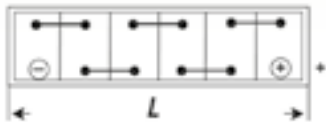
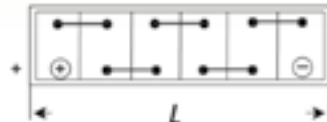
3 (JIS)



JLR



Polaryzacja / bieguny

ETN 0**ETN 1**



Pobierz darmową aplikację
Exide Battery Finder
na Twojego smartfona



Tabele zastosowań



Tabele zastosowań

Marka i model					Start-Stop	Tradycyjne			
						Futura	Plus	Standard	(godziny)*
AIXAM									
400									
0.05		Conventional	01.2000 >				(EB320)		
500									
0.5 D	D	Conventional	12.1997 >				(EB320)		
A.721, A.741									
0.4 D	D	Conventional	01.2005 >				CB440	CC400	
A.751									
0.5 D	D	Conventional	01.2005 >				CB440	CC400	
CITY, COUPE									
0.4	D	Conventional	01.2012 >				CB440		
CROSSLINE									
0.5		Conventional	02.2007 >				CB440	CC400	
CROSSLINE, CROSSOVER									
0.4	D	Conventional	01.2012 >				CB440		
CROSSOVER									
0.6	D	Conventional	01.2012 >				CB440		
GTO									
0.4	D	Conventional	01.2012 >				CB440		
SCOUTY Cabriolet									
0.4	D	Conventional	04.2007 >				CB440	CC400	
ALFA ROMEO									
145 (930)									
1.4 i.e., 1.4 i.e. 16V T.S.		Conventional	07.1994 > 01.2001			CA530	CB500	CC440	0,15
1.6 16V T.S., 1.6 i.e., 1.6 i.e. 16V T.S.		Conventional	10.1994 > 01.2001			CA530	CB500	CC440	0,15
1.7 i.e. 16V		Conventional	10.1994 > 12.1996			CA530	CB500	CC440	0,15
1.8 i.e. 16V, 1.8 i.e. 16V T.S.		Conventional	12.1996 > 01.2001			CA530	CB500	CC440	0,15
2.0 16V Quadrifoglio, 2.0 16V T.S.		Conventional	10.1995 > 01.2001			CA640	CB620	CC550	0,15
1.9 JTD, 1.9 TD	D	Conventional	10.1994 > 01.2001			CA770	CB740	CC700	0,15
145 (930)									
1.4 i.e., 1.4 i.e. 16V T.S.		Conventional	12.1994 > 01.2001			CA530	CB500	CC440	0,15
1.6 16V T.S., 1.6 i.e., 1.6 i.e. 16V T.S.		Conventional	12.1994 > 01.2001			CA530	CB500	CC440	0,15
1.7 i.e. 16V		Conventional	12.1994 > 12.1996			CA530	CB500	CC440	0,15
1.8 i.e. 16V T.S.		Conventional	11.1996 > 01.2001			CA530	CB500	CC440	0,15
2.0 16V Quadrifoglio, 2.0 16V T.S.		Conventional	10.1995 > 01.2001			CA640	CB620	CC550	0,15
1.9 JTD, 1.9 TD	D	Conventional	12.1994 > 01.2001			CA640	CB620		0,15
147 (937)									
1.6 16V T.SPARK		Conventional	01.2001 > 03.2010			CA530	CB500		0,15
2.0, 2.0 16V T.SPARK		Conventional	01.2001 > 03.2010			CA640	CB620		0,15
3.2 GTA		Conventional	02.2003 > 03.2010			CA640	CB620		0,15
1.9 JTD, 1.9 JTD 16V, 1.9 JTDM 8V, 1.9 JTDM 16V	D	Conventional	11.2000 > 03.2010			CA770	CB740		0,15
155 (167)									
1.6 16V T.S.		Conventional	05.1996 > 12.1997			CA530	CB500	CC440	0,15
1.7 T.S., 1.7 T.S. 16V		Conventional	04.1993 > 04.1996			CA530	CB500	CC440	0,15
1.8 T.S., 1.8 T.S. Sport		Conventional	01.1992 > 12.1997			CA640	CB620	CC550	0,15
2.0 16V Turbo Q4, 2.0 T.S., 2.0 T.S. 16V		Conventional	01.1992 > 12.1997			CA640	CB620	CC550	0,15
2.5 V6		Conventional	10.1992 > 12.1997			CA640	CB620	CC550	0,15
1.9 TD (167.A3)	D	Conventional	04.1993 > 12.1997			CA640	CB620		0,15
2.5 TD (167.A1A)	D	Conventional	04.1993 > 12.1997			CA770	CB740	CC700	0,15
156 (932)									
1.6 16V T.SPARK		Conventional	09.1997 > 09.2005			CA640	CB620		0,15
1.8 16V T.SPARK (932A3)		Conventional	09.1997 > 10.2000			CA640	CB620		0,15
2.0 16V T.SPARK, 2.0 Twin Spark, 2.0 JTS		Conventional	09.1997 > 09.2005			CA640	CB620		0,15
2.5 V6 24V		Conventional	09.1997 > 09.2005			CA722	CB712		0,15
3.2 GTA		Conventional	03.2002 > 09.2005			CA722	CB712		0,15
1.9 JTD, 1.9 JTD 16V	D	Conventional	09.1997 > 09.2005			CA640	CB620		0,15
2.4 JTD	D	Conventional	09.1997 > 09.2005			CA770	CB740		0,15

*podany czas wymiany należy traktować jako orientacyjny

Znalazłeś błąd w tabeli? Chciałbyś zaproponować inne zastosowanie? Czekamy na Twoje propozycje: pl.ekspert@eu.exide.com

Marka i model					Start-Stop	Tradycyjjne			
					Futura	Plus	Standard	(hour)*	s. 207
ALFA ROMEO									
159 (939)									
1.8 MPI, 1.8 TBi		Conventional	03.2007 > 11.2011		CA640	CB620		0,20	
1.9 JTS		Conventional	09.2005 > 11.2011		CA640	CB620		0,20	
2.2 JTS		Conventional	09.2005 > 11.2011		CA640	CB620		0,20	
3.2 JTS, 3.2 JTS Q4		Conventional	12.2005 > 11.2011		CA722	CB712		0,20	
1.9 JTDM 16V, 1.9 JTDM 8V	D	Conventional	09.2005 > 11.2011		CA770	CB740		0,20	
2.0 JTDM	D	Conventional	05.2009 > 11.2011		CA770	CB740		0,20	
2.4 JTDM, 2.4 JTDM Q4	D	Conventional	09.2005 > 11.2011			CB802		0,20	
164 (164)									
2.0, 2.0 T.S. 2.0 Turbo, 2.0 Twin Spark		Conventional	06.1987 > 09.1998		CA640	CB620	CC550	0,20	
2.0 V6 Turbo		Conventional	03.1991 > 09.1998		CA640	CB620	CC550	0,20	
2.5 V6		Conventional	09.1992 > 09.1998		CA640	CB620	CC550	0,20	
3.0, 3.0 24V, 3.0 24V Q4, 3.0 24V QV		Conventional	11.1987 > 09.1998		CA640	CB620	CC550	0,20	
3.0 AWD, 3.0 i.e. QV, 3.0 V6		Conventional	06.1987 > 09.1998		CA640	CB620	CC550	0,20	
2.5 TD	D	Conventional	06.1987 > 09.1998		CA1000	CB950	CC900	0,20	
166 (936)									
2.0 T.Spark		Conventional	09.1998 > 06.2007		CA770	CB740		0,15	
2.0 V6		Conventional	09.1998 > 10.2000		CA770	CB740		0,15	
2.5 V6 24V		Conventional	09.1998 > 06.2007		CA770	CB740		0,15	
3.0 V6 24V		Conventional	09.1998 > 06.2007		CA770	CB740		0,15	
3.2 V6 24V		Conventional	10.2003 > 06.2007		CA770	CB740		0,15	
2.4 JTD	D	Conventional	09.1998 > 06.2007		CA770	CB740		0,15	
33 (907A)									
1.4 4x4, 1.4 i.e.		Conventional	07.1990 > 09.1994		CA530	CB500	CC440	0,15	
1.5, 1.5 i.e		Conventional	01.1990 > 09.1994		CA530	CB500	CC440	0,15	
1.7 16V, 1.7 16V 4x4, 1.7 i.e., 1.7 i.e. 4x4		Conventional	01.1990 > 09.1994		CA530	CB500	CC440	0,15	
1.8 TD	D	Conventional	07.1990 > 09.1994		CA770	CB740	CC700	0,15	
4C (960)									
1.8 TBi		Conventional	03.2013 >		CA530	CB500			
8C									
4.7		Conventional	01.2007 > 10.2009		CA900	CB800			B
8C SPIDER									
4.7		Conventional	01.2008 > 10.2010		CA900	CB800			B
BRERA									
1.8 TBi		Conventional	05.2009 >		CA530	CB500		0,20	
2.2 JTS		Conventional	01.2006 >		CA640	CB620		0,20	
3.2 JTS, 3.2 JTS Q4		Conventional	01.2006 >		CA770	CB740		0,20	
2.0 JTDM	D	Conventional	03.2008 >		CA770	CB740		0,20	
2.4 JTDM 20V	D	Conventional	01.2006 >			CB802		0,20	
GIULIETTA (940)									
1.4 BiFuel, 1.4 TB		Start-Stop	04.2010 >	CL600					
1.8 TBi		Conventional	04.2010 >		CA640	CB620			
1.6 JTDM	D	Start-Stop	04.2010 >	CL700					
2.0 JTDM	D	Start-Stop	04.2010 >	CL700					
2.0 JTDM	D	Conventional	08.2013 >		CA770	CB740			
GT (937)									
1.8 TS		Conventional	11.2003 > 09.2010		CA640	CB620		0,15	
2.0 JTS		Conventional	11.2003 > 09.2010		CA640	CB620		0,15	
3.2 GTA		Conventional	11.2003 > 09.2010		CA722	CB712		0,15	
1.9 JTD	D	Conventional	11.2003 > 09.2010		CA640	CB620		0,15	
GTV (916C_)									
1.8 16V		Conventional	05.1998 > 10.2005		CA640	CB620	CC550	0,20	
2.0 JTS		Conventional	04.2003 > 10.2005		CA640	CB620	CC550	0,20	
2.0 T.SPARK 16V		Conventional	06.1995 > 10.2005		CA640	CB620	CC550	0,20	
2.0 V6 Turbo		Conventional	06.1995 > 09.1998		CA640	CB620	CC550	0,20	
3.0 V6 24V		Conventional	10.1996 > 10.2005		CA770	CB740	CC700	0,20	
3.2 V6 24V		Conventional	04.2003 > 10.2005		CA770	CB740		0,20	

*podany czas wymiany należy traktować jako orientacyjny

Znalazłeś błąd w tabeli? Chciałbyś zaproponować inne zastosowanie? Czekamy na Twoje propozycje: pl.ekspert@eu.exide.com

Alfa Romeo > Alpina

Marka i model					Start-Stop	Tradycyjne				
						Futura	Plus	Standard	(godziny)*	s. 207
ALFA ROMEO										
MITO (955)										
0.9			Start-Stop	04.2013 >	CL600					
1.4, 1.4 Bifuel			Conventional	03.2011 >		CA530	CB500			
1.4, 1.4 Bifuel			Start-Stop	03.2011 >	CL600					
1.4 TB, 1.4 Turbo			Start-Stop	09.2008 >	CL600					
1.4 TB, 1.4 Turbo			Conventional	09.2008 >		CA530	CB500		0,20	
1.3 JTDM (84hp)	D		Start-Stop	01.2011 >	CL600					
1.3 JTDM (90hp)	D		Conventional	09.2008 >		CA640	CB620		0,20	
1.3 JTDM (95hp)	D		Start-Stop	10.2009 >	CL700					
1.6 JTDM	D		Conventional	09.2008 >		CA640	CB620		0,20	
SPIDER (115)										
1600			Conventional	03.1976 > 12.1993		CA755	CB705			
2000, 2000 Veloce			Conventional	01.1977 > 12.1993		CA755	CB705			
SPIDER (916S_)										
1.8 16V			Conventional	05.1998 > 04.2005		CA640	CB620		0,20	
2.0 JTS, 2.0 T.SPARK 16V			Conventional	05.1998 > 04.2005		CA640	CB620		0,20	
2.0 V6 Turbo			Conventional	05.1998 > 04.2005		CA640	CB620		0,20	
3.0 V6, 3.0 V6 24V			Conventional	09.1994 > 04.2005		CA770	CB740		0,20	
3.2 V6 24V			Conventional	04.2003 > 04.2005		CA770	CB740		0,20	
SPIDER (939)										
1.8 TBi			Conventional	05.2009 >		CA530	CB500		0,20	
2.2 JTS			Conventional	09.2006 >		CA640	CB620		0,20	
3.2 JTS, 3.2 JTS Q4			Conventional	09.2006 >		CA722	CB712		0,20	
2.0 JTDM	D		Conventional	04.2009 >		CA770	CB740		0,20	
2.4 JTDM	D		Conventional	04.2007 >			CB802		0,20	
ALPINA										
B3 (E30)										
2.7, 2.7 All-wheel Drive			Conventional	09.1987 > 06.1992		CA770	CB740	CC700		
B3 (E36)										
3.0, 3.2			Conventional	04.1993 > 04.1999		CA770	CB740	CC700		B
B3 (E46)										
3.3, 3.3 All-wheel Drive, 3.4 S			Conventional	05.1999 > 01.2006			CB802			B
B3 (E90)										
3.0, 3.0 All-wheel Drive, 3.0 Bi-Turbo			Conventional	09.2007 >	CK800					B
B3 Coupe (E92)										
GT3			Conventional	03.2011 >	CK950					B
B5 (E60)										
4.4, 4.4 S, 4.5			Conventional	10.2007 >	CK950					B
B5 (F10)										
4.4 BiTurbo			Conventional	03.2012 >	CK950					B
B6 (E30)										
3.5			Conventional	08.1986 > 12.1990		CA770	CB740	CC700		
B6 (E36)										
2.8			Conventional	03.1992 > 07.1993		CA770	CB740	CC700		
B6 (E63, E64)										
4.4			Conventional	04.2006 > 08.2007	CK950					B
B6 (F12, F13)										
4.4			Conventional	09.2011 >	CK950					B
B7 (E65)										
4.4			Conventional	12.2003 > 06.2008	CK950					B
B7 (F01, F02)										
Biturbo, Biturbo xDrive			Conventional	09.2009 >	CK950					B
Biturbo, Biturbo xDrive			Conventional	08.2012 >	CK1050					B
B8 (E36)										
4.6			Conventional	01.1995 > 03.1998		CA770	CB740			B
B10 (E34)										
3.0 All-wheel Drive, 3.5, 3.5 Biturbo			Conventional	04.1988 > 03.1995		CA770	CB740			B

*podany czas wymiany należy traktować jako orientacyjny

Znalazłeś błąd w tabeli? Chciałbyś zaproponować inne zastosowanie? Czekamy na Twoje propozycje: pl.ekspert@eu.exide.com

Marka i model					Start-Stop	Tradycyjjne			
					Futura	Plus	Standard	(hour)*	s. 207
ALPINA									
B10 (E34)									
4.0, 4.6			Conventional	04.1993 > 04.1995		CA770	CB740		B
B10 (E39)									
3.2, 3.3			Conventional	08.1997 > 12.1998		CA1000	CB950	CC900	B
4.6 V8, 4.8 V8			Conventional	12.1996 > 05.2004	CK950		CB1100		
B11 (E32)									
3.5, 4.0			Conventional	10.1987 > 02.1994		CA1000	CB950	CC900	B
B12 (E32)									
5.0			Conventional	07.1988 > 01.1994		CA1000	CB950	CC900	B
B12 (E38)									
5.7, 6.0			Conventional	12.1995 > 07.2001		CA1000	CB950	CC900	B
B12 Coupe (E31)									
5.0, 5.7			Conventional	06.1990 > 12.1996		CA1000	CB950	CC900	
D3 (E90)									
2.0	D		Conventional	12.2005 >	CK950				B
D5 (F10, F11)									
3.0 BiTurbo	D		Conventional	09.2011 >	CK950				B
D10 (E39)									
3.0 D Biturbo	D		Conventional	04.2000 > 10.2003		CA1000	CB950		
RLE Roadster (Z1)									
2.7			Conventional	08.1990 > 09.1991		CA612	CB602	CC542	
ROADSTER (Z8)									
4.8 V8			Conventional	06.2002 > 10.2003	CK950		CB1100		
ROADSTER S (Z4)									
3.3			Conventional	07.2003 > 12.2005		CA770	CB740		B
ARTEGA									
GT									
3.6			Conventional	07.2009 >		CA770	CB740		
ASTON MARTIN									
CYGNET									
1.3			Conventional	04.2011 >			CB505		
DB7									
3.2			Conventional	01.1994 > 10.2003		CA770	CB740		
5.9			Conventional	03.1999 > 10.2003		CA770	CB740		
6.0			Conventional	10.2002 > 10.2003		CA770	CB740		
DB9									
4.2 V8			Conventional	06.2005 >		CA1000	CB950		
5.9			Conventional	04.2004 > 07.2012		CA1000	CB950		
5.9 V12			Conventional	07.2012 >	CK950				
DBS									
5.9 V12			Conventional	09.2007 >		CA1000	CB950		
LAGONDA I									
5.3			Conventional	01.1976 > 12.1997		CA770	CB740		
RAPIDE									
5.9			Conventional	03.2010 >		CA1000	CB950		
5.9 Rapide S			Conventional	02.2013 >	CK950				
VANQUISH (R2_)									
5.9 S, 6.0 V12			Conventional	09.2001 > 08.2007		CA1000	CB950		
VANQUISH									
5.9			Conventional	10.2012 >	CK950				
VANTAGE									
4.3			Conventional	10.2005 >		CA1000	CB950		
4.7			Conventional	10.2008 >		CA1000	CB950		
4.7 S			Conventional	06.2011 >		CA1000	CB950		
5.9 V12			Conventional	09.2009 >		CA1000	CB950		
VIRAGE									
5.3			Conventional	10.1988 > 12.2000			CB802		

*podany czas wymiany należy traktować jako orientacyjny
Znalazłeś błąd w tabeli? Chciałbyś zaproponować inne zastosowanie? Czekamy na Twoje propozycje: pl.ekspert@eu.exide.com

Marka i model				Start-Stop	Tradycyjne			
					Futura	Plus	Standard	(godziny)*
ASTON MARTIN								
VIRAGE								
6.3		Conventional	09.1990 > 12.1995			CB802		
VIRAGE (2011>)								
5.9		Conventional	06.2011 > 08.2012		CA1000	CB950		
AUDI								
100 (4A, C4)								
2.0, 2.0 E, 2.0 E quattro, 2.0 E 16V, 2.0 E 16V quattro		Conventional	12.1990 > 06.1994		CA612	CB602	CC542	0,30
2.3 E, 2.3 E quattro		Conventional	12.1990 > 06.1994		CA612	CB602	CC542	0,30
2.6, 2.6 quattro		Conventional	03.1992 > 06.1994		CA612	CB602	CC542	0,30
2.8 E, 2.8 E quattro		Conventional	12.1990 > 06.1994		CA612	CB602	CC542	0,30
S4 Turbo quattro		Conventional	08.1991 > 06.1994		CA612	CB602	CC542	0,30
S4 V8 quattro		Conventional	10.1992 > 06.1994		CA722	CB712	CC652	0,30
2.4 D	D	Conventional	12.1990 > 06.1994		CA722	CB712	CC652	0,30
2.5 TDI	D	Conventional	12.1990 > 06.1994		CA722	CB712	CC652	0,30
80 (8C, B4)								
1.6		Conventional	09.1991 > 12.1994			CB442	CC412	0,20
1.6 E		Conventional	06.1993 > 01.1996		CA612	CB602	CC542	0,20
2.0, 2.0 E, 2.0 E quattro, 2.0 E 16V, 2.0 E 16V quattro		Conventional	09.1991 > 01.1996		CA612	CB602	CC542	0,20
2.3 E, 2.3 E quattro		Conventional	09.1991 > 01.1996		CA612	CB602	CC542	0,20
2.6, 2.6 quattro		Conventional	06.1992 > 01.1996		CA612	CB602	CC542	0,20
2.8, 2.8 quattro		Conventional	09.1991 > 01.1996		CA612	CB602	CC542	0,20
S2 quattro		Conventional	02.1993 > 07.1995		CA612	CB602	CC542	0,20
RS2 quattro (P1)		Conventional	03.1994 > 05.1995		CA612	CB602	CC542	0,20
1.9 TD, 1.9 TDI	D	Conventional	09.1991 > 01.1996		CA722	CB712	CC652	0,20
90 (89, 89Q, 8A, B3)								
2.0, 2.0 20 V, 2.0 20 V quattro		Conventional	07.1988 > 09.1991			CB602	CC542	0,20
2.0 quattro		Conventional	08.1989 > 07.1990			CB602	CC542	0,20
2.2 E, 2.2 E quattro		Conventional	04.1987 > 09.1991			CB602	CC542	0,20
2.3 E, 2.3 E 20V, 2.3 E quattro, 2.3 E 20V quattro		Conventional	04.1987 > 09.1991			CB602	CC542	0,20
1.6 TD	D	Conventional	04.1987 > 09.1991			CB602	CC542	0,20
A1 (8X1)								
1.2 TFSI		Start-Stop	05.2010 >	CK600				
1.4 TFSI		Start-Stop	05.2010 >	CK700				
2.0 TFSI quattro, S1 Quattro		Start-Stop	03.2012 >	CK800				
1.6 TDI	D	Start-Stop	05.2010 >	CK700				
2.0 TDI	D	Start-Stop	09.2011 >	CK700				
A1 Sportback (8XA)								
1.2 TFSI		Start-Stop	01.2012 >	CK600				
1.4 TFSI		Start-Stop	11.2011 >	CK700				
2.0 TFSI quattro, S1 Quattro		Start-Stop	03.2014 >	CK800				
1.6 TDI	D	Start-Stop	11.2011 >	CK700				
2.0 TDI	D	Start-Stop	09.2011 >	CK700				
A2 (8Z0)								
1.4		Conventional	02.2000 > 08.2005		CA770	CB740		0,40
1.6 FSI		Conventional	05.2002 > 08.2005		CA770	CB740		0,40
1.2 TDI	D	Conventional	03.2001 > 08.2005		CA770	CB740		0,40
1.4 TDI	D	Conventional	02.2000 > 08.2005		CA770	CB740		0,40
A3 (8L1)								
1.6		Conventional	09.1996 > 05.2003		CA530	CB500	CC440	0,30
1.8, 1.8 T, 1.8 T quattro		Conventional	09.1996 > 05.2003		CA640	CB620	CC550	0,30
S3 quattro		Conventional	03.1999 > 05.2003		CA770	CB740		0,30
1.9 TDI, 1.9 TDI quattro	D	Conventional	09.1996 > 05.2003		CA770	CB740		0,30
A3 (8P1)								
1.2 TSI		Start-Stop	04.2010 > 08.2012	CK700				0,40
1.2 TSI		Conventional	04.2010 > 08.2012		CA640	CB620		0,40
1.4 TFSI		Start-Stop	09.2007 > 08.2012	CK600				0,40
1.4 TFSI		Conventional	09.2007 > 08.2012		CA530	CB500		0,40

*podany czas wymiany należy traktować jako orientacyjny

Znalazłeś błąd w tabeli? Chciałbyś zaproponować inne zastosowanie? Czekamy na Twoje propozycje: pl.ekspert@eu.exide.com

Marka i model					Start-Stop	Tradycyjjne			
					Futura	Plus	Standard	(hour)*	s. 207
AUDI									
A3 (8P1)									
1.6, 1.6 E-Power, 1.6 FSI		Conventional	05.2003 > 08.2012		CA640	CB620		0,40	
1.8 T, 1.8 TFSI, 1.8 TFSI quattro		Conventional	08.2006 > 08.2012		CA640	CB620		0,40	
2.0, 2.0 FSI, 2.0 TFSI, 2.0 TFSI quattro		Conventional	05.2003 > 08.2012		CA640	CB620		0,40	
S3 quattro		Conventional	11.2006 > 08.2012		CA770	CB740		0,40	
3.2 V6 quattro		Conventional	07.2003 > 05.2009		CA770	CB740		0,40	
1.6 TDI	D	Start-Stop	05.2009 > 08.2012	CK700				0,40	
1.6 TDI	D	Conventional	05.2009 > 08.2012		CA770	CB740		0,40	
1.9 TDI	D	Conventional	05.2003 > 05.2010		CA770	CB740		0,40	
2.0 TDI, 2.0 TDI 16V, 2.0 TDI 16V quattro	D	Start-Stop	05.2003 > 08.2012	CK700				0,40	
2.0 TDI, 2.0 TDI 16V, 2.0 TDI 16V quattro	D	Conventional	05.2003 > 08.2012		CA770	CB740		0,40	
A3 (8V1)									
1.2 TFSI		Start-Stop	02.2013 >	CK700					
1.4 TFSI		Start-Stop	04.2012 >	CK700					
1.8 TFSI, 1.8 TFSI quattro		Start-Stop	04.2012 >	CK700					
S3 quattro		Start-Stop	11.2012 >	CK700					
1.6 TDI	D	Start-Stop	10.2012 >	CK700					
2.0 TDI, 2.0 TDI quattro	D	Start-Stop	04.2012 >	CK700					
A3 Sportback (8PA)									
1.2 TSI		Start-Stop	04.2010 >	CK700				0,40	
1.2 TSI		Conventional	04.2010 >		CA530	CB500		0,40	
1.4 TFSI		Conventional	09.2007 >		CA530	CB500		0,40	
1.6, 1.6 E-Power, 1.6 FSI		Conventional	09.2004 >		CA640	CB620		0,40	
1.8 TFSI, 1.8 TFSI quattro		Conventional	11.2006 >		CA640	CB620		0,40	
2.0, 2.0 FSI, 2.0 TFSI, 2.0 TFSI quattro		Conventional	09.2004 >		CA640	CB620		0,40	
3.2 V6 quattro		Conventional	09.2004 > 05.2009		CA770	CB740		0,40	
RS3 quattro		Conventional	01.2011 >	CK800					B
S3 quattro		Conventional	06.2008 >		CA770	CB740		0,40	
1.6 TDI	D	Start-Stop	05.2009 >	CK700				0,40	
1.6 TDI	D	Conventional	05.2009 >		CA770	CB740		0,40	
1.9 TDI	D	Conventional	09.2004 > 05.2010		CA770	CB740		0,40	
2.0 TDI, 2.0 TDI 16V, 2.0 TDI 16V quattro	D	Start-Stop	09.2004 >	CK700				0,40	
2.0 TDI, 2.0 TDI 16V, 2.0 TDI 16V quattro	D	Conventional	06.2005 > 06.2008		CA770	CB740		0,40	
A3 Sportback (8VA)									
1.4 TFSI, 1.4 TFSI g-tron		Start-Stop	09.2012 >	CK700					
1.8 TFSI, 1.8 TFSI quattro		Start-Stop	03.2013 >	CK700					
S3 quattro		Start-Stop	11.2012 >	CK700					
1.6 TDI	D	Start-Stop	10.2012 >	CK700					
2.0 TDI, 2.0 TDI quattro	D	Start-Stop	09.2012 >	CK700					
2.0, 2.0 FSI, 2.0 TFSI, 2.0 TFSI quattro		Conventional	09.2004 >		CA640	CB620		0,40	
A3 Limousine (8VS)									
1.2 TFSI		Start-Stop	10.2013 >	CK600					
1.4 TFSI		Start-Stop	05.2013 >	CK700					
1.8 TFSI, 1.8 TFSI quattro		Start-Stop	05.2013 >	CK700					
S3 quattro		Start-Stop	10.2013 >	CK700					
1.6 TDI	D	Start-Stop	09.2013 >	CK700					
2.0 TDI, 2.0 TDI quattro	D	Start-Stop	05.2013 >	CK700					
A3 Convertible (8P7)									
1.2 TFSI		Start-Stop	03.2010 >	CK700					
1.2 TFSI		Conventional	03.2010 >		CA530	CB500			
1.4 TFSI		Start-Stop	02.2011 >	CK700					B
1.6		Conventional	09.2008 >		CA640	CB620		0,40	
1.8 TFSI		Conventional	04.2008 >		CA640	CB620		0,40	
2.0 TFSI		Conventional	04.2008 >		CA640	CB620		0,40	
1.6 TDI	D	Start-Stop	05.2009 >	CK700				0,40	
1.6 TDI	D	Conventional	05.2009 >		CA770	CB740		0,40	
1.9 TDI	D	Conventional	04.2008 >		CA770	CB740		0,40	

*podany czas wymiany należy traktować jako orientacyjny

Znalazłeś błąd w tabeli? Chciałbyś zaproponować inne zastosowanie? Czekamy na Twoje propozycje: pl.ekspert@eu.exide.com

Marka i model					Start-Stop	Tradycyjne			
					Futura	Plus	Standard		
								(godziny)*	s. 207
AUDI									
A3 Convertible (8P7)									
2.0 TDI	D	Conventional	04.2008 >		CA770	CB740		0,40	
A3 Cabriolet									
1.4 TFSI		Start-Stop	02.2014 >	CK700					
1.8 TFSI		Start-Stop	03.2014 >	CK700					
1.6 TDI	D	Start-Stop	02.2014 >	CK700					
2.0 TDI	D	Start-Stop	03.2014 >	CK700					
A4 (8D2, B5)									
1.6		Conventional	11.1994 > 11.2000		CA640	CB620	CC550	0,40	
1.8		Conventional	01.1995 > 11.2000		CA640	CB620	CC550	0,40	
1.8, 1.8 quattro, 1.8 T, 1.8 T quattro		Conventional	01.1995 > 11.2000		CA640	CB620	CC550	0,40	
2.4		Conventional	07.1995 > 07.1997		CA640	CB620		0,40	
2.4, 2.4 quattro		Conventional	03.1997 > 11.2000		CA900	CB800		0,40	
2.6		Conventional	01.1996 > 07.1997		CA640	CB620		0,40	
2.6, 2.6 quattro		Conventional	01.1995 > 11.2000		CA900	CB800		0,40	
2.7 Bi Turbo quattro		Conventional	08.1998 > 12.1998		CA770	CB740		0,40	
2.8, 2.8 quattro		Conventional	09.1995 > 11.2000		CA900	CB800		0,40	
2.8 24V		Conventional	10.1996 > 07.1999		CA770	CB740		0,40	
S4 quattro		Conventional	09.1997 > 09.2001		CA900	CB800		0,40	
1.9 TDI, 1.9 TDI quattro	D	Conventional	01.1995 > 11.2000		CA770	CB740		0,30	
2.5 TDI, 2.5 TDI quattro	D	Conventional	09.1997 > 11.2000		CA770	CB740		0,30	
A4 (8E2, B6)									
1.6		Conventional	11.2000 > 12.2004		CA640	CB620		0,10	
1.8 T, 1.8 T quattro		Conventional	11.2000 > 12.2004		CA640	CB620		0,10	
2.0, 2.0 FSI		Conventional	11.2000 > 12.2004		CA640	CB620		0,10	
2.4		Conventional	09.2001 > 12.2004		CA640	CB620		0,10	
3.0, 3.0 quattro		Conventional	11.2000 > 12.2004		CA900	CB800		0,10	
S4 quattro		Conventional	03.2003 > 12.2004		CA900	CB800		0,10	
1.9 TDI, 1.9 TDI quattro	D	Conventional	11.2000 > 12.2004		CA770	CB740		0,10	
2.5 TDI, 2.5 TDI quattro	D	Conventional	11.2000 > 12.2004		CA770	CB740		0,10	
A4 (8EC, B7)									
1.6		Conventional	11.2004 > 06.2008		CA640	CB620		0,10	
1.8 T, 1.8 T quattro		Conventional	11.2004 > 06.2008		CA640	CB620		0,10	
2.0, 2.0 FSI, 2.0 TFSI, 2.0 TFSI quattro		Conventional	11.2004 > 06.2008		CA640	CB620		0,10	
3.0, 3.0 quattro		Conventional	11.2004 > 05.2006		CA900	CB800		0,10	
3.2 FSI, 3.2 FSI quattro		Conventional	01.2005 > 06.2008		CA900	CB800		0,10	
S4 quattro		Conventional	11.2004 > 06.2008		CA1000	CB950		0,10	
RS4 quattro		Conventional	09.2005 > 06.2008	CK950		CB1100		0,10	
1.9 TDI	D	Conventional	11.2004 > 06.2008		CA770	CB740		0,10	
2.0 TDI, 2.0 TDI 16V, 2.0 TDI quattro	D	Conventional	11.2004 > 06.2008		CA770	CB740		0,10	
2.5 TDI	D	Conventional	11.2004 > 05.2006		CA900	CB800		0,10	
2.7 TDI	D	Conventional	11.2005 > 06.2008		CA900	CB800		0,10	
3.0 TDI quattro	D	Conventional	11.2004 > 06.2008		CA900	CB800		0,10	
A4 (8K2, B8)									
1.8 TFSI, 1.8 TFSI quattro		Conventional	11.2007 >		CA640	CB620		0,70	B
1.8 TFSI, 1.8 TFSI quattro		Start-Stop	11.2011 >	CK800				0,70	B
2.0 TFSI, 2.0 TFSI quattro (132/155kW)		Start-Stop	06.2008 >	CK700				0,70	B
2.0 TFSI, 2.0 TFSI quattro (132/155kW)		Conventional	06.2008 >		CA770	CB740		0,70	B
2.0 TFSI, 2.0 TFSI quattro (132/165kW)		Start-Stop	05.2013 >	CK800				0,70	B
3.0 TFSI quattro		Conventional	02.2012 >	CK800				0,70	B
3.2 FSI, 3.2 FSI quattro		Conventional	11.2007 >		CA770	CB740		0,70	B
S4 quattro		Start-Stop	11.2008 >	CK800				0,70	B
S4 quattro		Conventional	11.2008 >		CA900	CB800		0,70	B
2.0 TDI, 2.0 TDI quattro (88/125kW)	D	Start-Stop	11.2007 >	CK700				0,70	B
2.0 TDI, 2.0 TDI quattro (88/125kW)	D	Conventional	11.2007 >		CA770	CB740		0,70	B
2.0 TDI, 2.0 TDI quattro (130kW)	D	Start-Stop	11.2011 >	CK800				0,70	B
2.0 TDI, 2.0 TDI quattro (110/140kW)	D	Start-Stop	05.2013 >	CK800				0,70	B

*podany czas wymiany należy traktować jako orientacyjny

Znalazłeś błąd w tabeli? Chciałbyś zaproponować inne zastosowanie? Czekamy na Twoje propozycje: pl.ekspert@eu.exide.com

Marka i model				Start-Stop	Tradycyjjne			(hour)*	i s. 207
					Futura	Plus	Standard		
AUDI									
A4 (8K2, B8)									
2.7 TDI	D	Start-Stop	11.2007 >	CK800				0,70	B
2.7 TDI	D	Conventional	11.2007 >		CA900	CB800		0,70	B
3.0 TDI quattro	D	Conventional	11.2007 >		CA1000	CB950		0,70	B
3.0 TDI, 3.0 TDI quattro (150/180kW)	D	Start-Stop	11.2011 >	CK800				0,70	B
A4 Allroad (8KH, B8)									
2.0 TFSI quattro (155kW)		Start-Stop	04.2009 >	CK700					B
2.0 TFSI quattro (155kW)		Conventional	04.2009 >		CA770	CB740			B
2.0 TFSI quattro		Start-Stop	05.2013 >	CK800					B
2.0 TDI quattro	D	Start-Stop	04.2009 >	CK700					B
2.0 TDI quattro	D	Conventional	04.2009 >		CA770	CB740			B
2.0 TDI quattro (130kW)	D	Start-Stop	11.2011 >	CK800					B
2.0 TDI quattro (110/140kW)	D	Start-Stop	05.2013 >	CK800					B
3.0 TDI quattro	D	Start-Stop	04.2009 >	CK950					B
3.0 TDI quattro	D	Conventional	04.2009 >		CA1000	CB950			B
3.0 TDI quattro	D	Start-Stop	01.2012 >	CK800					B
A4 Avant (8D5, B5)									
1.6		Conventional	11.1994 > 09.2001		CA640	CB620	CC550	0,40	
1.8, 1.8 quattro, 1.8 T, 1.8 T quattro		Conventional	07.1995 > 09.2001		CA640	CB620	CC550	0,40	
1.9 DUO		Hybrid	03.1998 > 09.2001		CA640	CB620		0,30	
2.4		Conventional	07.1995 > 07.1997		CA640	CB620		0,40	
2.4, 2.4 quattro		Conventional	03.1997 > 09.2001		CA900	CB800		0,40	
2.6, 2.6 quattro		Conventional	01.1996 > 09.2001		CA900	CB800		0,40	
2.8, 2.8 quattro		Conventional	01.1996 > 09.2001		CA900	CB800		0,40	
S4 quattro		Conventional	09.1997 > 09.2001		CA900	CB800		0,40	
RS4 quattro		Conventional	05.2000 > 09.2001		CA900	CB800		0,40	
1.9 TDI, 1.9 TDI quattro	D	Conventional	02.1996 > 09.2001		CA770	CB740		0,30	
2.5 TDI, 2.5 TDI quattro	D	Conventional	09.1997 > 09.2001		CA770	CB740		0,30	
A4 Avant (8E5, B6)									
1.6		Conventional	09.2001 > 12.2004		CA640	CB620		0,10	
1.8 T, 1.8 T quattro		Conventional	09.2001 > 12.2004		CA640	CB620		0,10	
2.0, 2.0 FSI		Conventional	09.2001 > 12.2004		CA640	CB620		0,10	
2.4		Conventional	09.2001 > 12.2004		CA640	CB620		0,10	
3.0, 3.0 quattro		Conventional	04.2001 > 12.2004		CA900	CB800		0,10	
S4 quattro		Conventional	03.2003 > 12.2004		CA900	CB800		0,10	
1.9 TDI, 1.9 TDI quattro	D	Conventional	09.2001 > 12.2004		CA770	CB740		0,10	
2.5 TDI, 2.5 TDI quattro	D	Conventional	09.2001 > 12.2004		CA770	CB740		0,10	
A4 Avant (8ED, B7)									
1.6		Conventional	11.2004 > 06.2008		CA640	CB620		0,10	
1.8 T, 1.8 T quattro		Conventional	11.2004 > 06.2008		CA640	CB620		0,10	
2.0, 2.0 FSI, 2.0 TFSI, 2.0 TFSI quattro		Conventional	11.2004 > 06.2008		CA640	CB620		0,10	
3.0, 3.0 quattro		Conventional	11.2004 > 07.2006		CA900	CB800		0,10	
3.2 FSI, 3.2 FSI quattro		Conventional	01.2005 > 06.2008		CA900	CB800		0,10	
S4 quattro		Conventional	11.2004 > 06.2008		CA1000	CB950		0,10	
RS4 quattro		Conventional	09.2005 > 06.2008	CK950		CB1100		0,10	
1.9 TDI	D	Conventional	11.2004 > 06.2008		CA770	CB740		0,10	
2.0 TDI, 2.0 TDI 16V, 2.0 TDI quattro	D	Conventional	11.2004 > 06.2008		CA770	CB740		0,10	
2.5 TDI	D	Conventional	11.2004 > 05.2006		CA770	CB740		0,10	
2.7 TDI	D	Conventional	11.2005 > 06.2008		CA900	CB800		0,10	
3.0 TDI quattro	D	Conventional	11.2004 > 06.2008		CA900	CB800		0,10	
A4 Avant (8K5, B8)									
1.8 TFSI, 1.8 TFSI quattro		Conventional	11.2007 >		CA640	CB620		0,70	B
1.8 TFSI, 1.8 TFSI quattro (125kW)		Start-Stop	11.2011 >	CK800				0,70	B
2.0 TFSI, 2.0 TFSI quattro		Start-Stop	06.2008 >	CK700				0,70	B
2.0 TFSI, 2.0 TFSI quattro		Conventional	06.2008 >		CA770	CB740		0,70	B
2.0 TFSI, 2.0 TFSI quattro (165kW)		Start-Stop	05.2013 >	CK800				0,70	B
3.0 TFSI quattro		Start-Stop	02.2012 >	CK800				0,70	B

*podany czas wymiany należy traktować jako orientacyjny

Znalazłeś błąd w tabeli? Chciałbyś zaproponować inne zastosowanie? Czekamy na Twoje propozycje: pl.ekspert@eu.exide.com

Marka i model					Start-Stop	Tradycyjne		Futura Plus Standard		
										s. 207
AUDI										
A4 Avant (8K5, B8)										
3.2 FSI, 3.2 FSI quattro		Conventional	04.2008 >			CA770	CB740		0,70	B
S4 quattro		Start-Stop	11.2008 >	CK800						B
S4 quattro		Conventional	11.2008 >			CA900	CB800			B
RS4 quattro		Start-Stop	05.2012 >	CK950						B
2.0 TDI, 2.0 TDI quattro	D	Start-Stop	04.2008 >	CK700					0,70	B
2.0 TDI, 2.0 TDI quattro	D	Conventional	04.2008 >			CA770	CB740		0,70	B
2.0 TDI, 2.0 TDI quattro (130kW)	D	Start-Stop	11.2011 >	CK800					0,70	B
2.0 TDI, 2.0 TDI quattro (110/140kW)	D	Start-Stop	05.2013 >	CK800					0,70	B
2.7 TDI	D	Conventional	04.2008 >			CA900	CB800		0,70	B
3.0 TDI quattro	D	Conventional	04.2008 >			CA1000	CB950		0,70	B
3.0 TDI quattro	D	Conventional	06.2008 >			CA770	CB740		0,70	B
3.0 TDI	D	Start-Stop	11.2011 >	CK800					0,70	B
3.0 TDI quattro	D	Start-Stop	11.2011 >	CK800					0,70	B
A4 Convertible (8H7, B6, 8HE, B7)										
1.8, 1.8 T, 1.8 T quattro		Conventional	07.2002 > 03.2009			CA640	CB620		0,10	
2.0, 2.0 TFSI 16V		Conventional	09.2004 > 03.2009			CA640	CB620		0,10	
2.4		Conventional	04.2002 > 12.2005			CA640	CB620		0,10	
3.0, 3.0 quattro		Conventional	04.2002 > 12.2005			CA900	CB800		0,10	
3.2 FSI, 3.2 FSI quattro		Conventional	01.2006 > 03.2009			CA1000	CB950		0,10	
S4 quattro		Conventional	03.2004 > 03.2009			CA1000	CB950		0,10	
RS4 quattro		Conventional	06.2006 > 03.2009	CK950			CB1100		0,10	
2.0 TDI	D	Conventional	01.2006 > 03.2009			CA770	CB740		0,10	
2.5 TDI	D	Conventional	08.2002 > 12.2005			CA770	CB740		0,10	
2.7 TDI	D	Conventional	06.2006 > 03.2009			CA900	CB800		0,10	
3.0 TDI quattro	D	Conventional	01.2006 > 03.2009			CA1000	CB950		0,10	
A5 (8T3)										
1.8 TFSI (125kW)		Conventional	10.2007 >			CA1000	CB950		0,70	B
1.8 TFSI (118kW)		Start-Stop	05.2009 >	CK700					0,70	B
1.8 TFSI (118kW)		Conventional	05.2009 >			CA770	CB740		0,70	B
2.0 TFSI, 2.0 TFSI quattro		Start-Stop	06.2008 >	CK700					0,70	B
2.0 TFSI, 2.0 TFSI quattro		Conventional	06.2008 >			CA770	CB740		0,70	B
2.0 TFSI, 2.0 TFSI quattro (165kW)		Start-Stop	05.2013 >	CK800					0,70	B
3.0 TFSI quattro		Start-Stop	12.2011 >	CK800					0,70	B
3.2 FSI, 3.2 FSI quattro		Conventional	06.2007 >	CK950			CB1100		0,70	B
S5 quattro		Start-Stop	10.2011 >	CK800					0,70	B
S5 quattro V8		Conventional	06.2007 >	CK950			CB1100		0,70	B
RS 5 quattro		Conventional	03.2010 >	CK950			CB1100		0,70	B
2.0 TDI, 2.0 TDI quattro	D	Start-Stop	08.2008 >	CK700					0,70	B
2.0 TDI, 2.0 TDI quattro	D	Conventional	08.2008 >			CA770	CB740		0,70	B
2.0 TDI, 2.0 TDI quattro (130/140kW)	D	Start-Stop	10.2011 >	CK800					0,70	B
2.7 TDI (120kW)	D	Start-Stop	09.2007 >	CK800					0,70	B
2.7 TDI (120kW)	D	Conventional	09.2007 >			CA900	CB800		0,70	B
2.7 TDI (140kW)	D	Conventional	06.2007 >	CK950			CB1100		0,70	B
3.0 TDI quattro	D	Conventional	06.2007 >	CK950			CB1100		0,70	B
3.0 TDI, 3.0 TDI quattro (150/180kW)	D	Start-Stop	10.2011 >	CK800					0,70	B
Models with Auxiliary / Backup Battery			>	CK151						
A5 Sportback (8TA)										
1.8 TFSI		Start-Stop	11.2009 >	CK700					0,70	B
1.8 TFSI		Conventional	11.2009 >			CA770	CB740		0,70	B
1.8 TFSI (125kW)		Start-Stop	08.2011 >	CK800					0,70	B
2.0 TFSI, 2.0 TFSI quattro		Start-Stop	09.2009 >	CK700					0,70	B
2.0 TFSI, 2.0 TFSI quattro		Conventional	09.2009 >			CA770	CB740		0,70	B
2.0 TFSI, 2.0 TFSI quattro (165kW)		Start-Stop	05.2013 >	CK800					0,70	B
3.0 TFSI quattro		Start-Stop	12.2011 >	CK800					0,70	B
3.2 FSI quattro, 3.2 FSI quattro		Start-Stop	09.2009 >	CK800					0,70	B
3.2 FSI quattro, 3.2 FSI quattro		Conventional	09.2009 >			CA900	CB800		0,70	B

*podany czas wymiany należy traktować jako orientacyjny

Znalazłeś błąd w tabeli? Chciałbyś zaproponować inne zastosowanie? Czekamy na Twoje propozycje: pl.ekspert@eu.exide.com

Marka i model		Start-Stop		Tradycyjne		Futura		Plus		Standard		i s. 207	
AUDI													
A5 Sportback (8TA)													
S5 quattro		Start-Stop	01.2010 >	CK800						0,70	B		
S5 quattro		Conventional	01.2010 >		CA770	CB740				0,70	B		
2.0 TDI (110kW)	D	Start-Stop	05.2013 >	CK800						0,70	B		
2.0 TDI, 2.0 TDI quattro	D	Start-Stop	09.2009 >	CK700						0,70	B		
2.0 TDI, 2.0 TDI quattro	D	Conventional	09.2009 >		CA770	CB740				0,70	B		
2.0 TDI, 2.0 TDI quattro (130kW)	D	Start-Stop	10.2011 >	CK800						0,70	B		
2.0 TDI, 2.0 TDI quattro (140kW)	D	Start-Stop	09.2013 >	CK800						0,70	B		
2.7 TDI	D	Start-Stop	09.2009 >	CK800						0,70	B		
2.7 TDI	D	Conventional	09.2009 >		CA900	CB800				0,70	B		
3.0 TDI quattro	D	Start-Stop	09.2009 >	CK950						0,70	B		
3.0 TDI quattro	D	Conventional	09.2009 >			CB1100				0,70	B		
3.0 TDI, 3.0 TDI quattro (150/180kW)	D	Start-Stop	10.2011 >	CK800						0,70	B		
Models with Auxiliary / Backup Battery			>	CK151									
A5 Convertible (8F7)													
1.8 TFSI		Start-Stop	09.2009 >	CK700						0,70	B		
1.8 TFSI		Conventional	09.2009 >		CA770	CB740				0,70	B		
1.8 TFSI (125kW)		Start-Stop	10.2011 >	CK800						0,70	B		
2.0 TFSI, 2.0 TFSI quattro		Start-Stop	03.2009 >	CK700						0,70	B		
2.0 TFSI, 2.0 TFSI quattro		Conventional	03.2009 >		CA770	CB740				0,70	B		
2.0 TFSI, 2.0 TFSI quattro (165kW)		Start-Stop	05.2013 >	CK800						0,70	B		
3.0 TFSI quattro		Start-Stop	11.2011 >	CK800						0,70	B		
3.2 FSI, 3.2 FSI quattro		Start-Stop	03.2009 >	CK800						0,70	B		
3.2 FSI, 3.2 FSI quattro		Conventional	03.2009 >		CA770	CB740				0,70	B		
S5 quattro		Start-Stop	06.2009 >	CK800						0,70	B		
S5 quattro		Conventional	06.2009 >		CA770	CB740				0,70	B		
RS 5 quattro		Conventional	02.2013 >	CK950						0,70	B		
2.0 TDI	D	Start-Stop	05.2009 >	CK700						0,70	B		
2.0 TDI	D	Conventional	05.2009 >		CA770	CB740				0,70	B		
2.0 TDI (105/130kW)	D	Start-Stop	10.2011 >	CK800						0,70	B		
2.0 TDI, 2.0 TDI quattro (110/130kW)	D	Start-Stop	01.2012 >	CK800						0,70	B		
2.0 TDI, 2.0 TDI quattro (140kW)	D	Start-Stop	09.2013 >	CK800						0,70	B		
2.7 TDI	D	Start-Stop	03.2009 >	CK800						0,70	B		
2.7 TDI	D	Conventional	03.2009 >		CA770	CB740				0,70	B		
3.0 TDI quattro (176kW)	D	Start-Stop	03.2009 >	CK950						0,70	B		
3.0 TDI quattro (176kW)	D	Conventional	03.2009 >			CB1100				0,70	B		
3.0 TDI, 3.0 TDI quattro (150/180kW)	D	Start-Stop	10.2011 >	CK800						0,70	B		
Models with Auxiliary / Backup Battery			>	CK151									
A6 (4A, C4)													
1.8, 1.8 quattro		Conventional	12.1995 > 10.1997		CA640	CB620	CC550			0,30			
2.0, 2.0 16V, 2.0 16V quattro		Conventional	06.1994 > 10.1997		CA640	CB620	CC550			0,30			
2.3, 2.3 quattro		Conventional	06.1994 > 12.1995		CA770	CB740	CC700			0,30			
2.4		Conventional	07.1995 > 06.1996		CA770	CB740	CC700			0,30			
2.6		Conventional	06.1994 > 10.1997		CA722	CB712	CC652			0,30			
2.6, 2.6 quattro		Conventional	06.1994 > 10.1997		CA770	CB740	CC700			0,30			
2.8, 2.8 quattro		Conventional	06.1994 > 10.1997		CA770	CB740	CC700			0,30			
S6 Turbo quattro		Conventional	06.1994 > 10.1997		CA770	CB740	CC700			0,30			
S6 4.2 quattro, S6 Plus quattro		Conventional	06.1994 > 10.1997		CA770	CB740	CC700			0,40			
1.9 TDI	D	Conventional	06.1994 > 10.1997		CA770	CB740	CC700			0,30			
2.5 TDI, 2.5 TDI quattro	D	Conventional	06.1994 > 10.1997		CA722	CB712				0,30			
A6 (4B, C5)													
1.8, 1.8 T, 1.8 T quattro		Conventional	02.1997 > 01.2005		CA640	CB620				0,40			
2.0		Conventional	08.2001 > 01.2005		CA640	CB620				0,40			
2.4, 2.4 quattro		Conventional	02.1997 > 01.2005		CA770	CB740				0,40			
2.7, 2.7 quattro		Conventional	05.2001 > 07.2004		CA770	CB740				0,40			
2.7 T, 2.7 T quattro		Conventional	12.1997 > 01.2005		CA900	CB800				0,40			
2.8, 2.8 quattro		Conventional	02.1997 > 01.2005		CA900	CB800				0,40			

*podany czas wymiany należy traktować jako orientacyjny

Znalazłeś błąd w tabeli? Chciałbyś zaproponować inne zastosowanie? Czekamy na Twoje propozycje: pl.ekspert@eu.exide.com

Marka i model					Start-Stop	Tradycyjne			
						Futura	Plus	Standard	s. 207
AUDI									
A6 (4B, C5)									
3.0, 3.0 quattro		Conventional	08.2001 > 01.2005			CA900	CB800		0,40
3.7, 3.7 quattro		Conventional	03.1999 > 01.2005			CA900	CB800		0,40
4.2 quattro		Conventional	11.1998 > 01.2005			CA1000	CB950		0,40
S6 quattro		Conventional	09.1999 > 01.2005			CA1000	CB950		0,40
RS6 quattro		Conventional	07.2002 > 01.2005	CK950			CB1100		0,40
1.9 TDI	D	Conventional	04.1997 > 01.2005			CA770	CB740		0,40
2.5 TDI, 2.5 TDI quattro	D	Conventional	07.1997 > 01.2005			CA900	CB800		0,40
A6 (4F2, C6)									
2.0 TFSI		Conventional	06.2005 > 03.2011			CA770	CB740		0,40
2.4, 2.4 quattro		Conventional	05.2004 > 10.2008			CA770	CB740		0,40
2.8 FSI, 2.8 FSI quattro		Conventional	11.2006 > 03.2011			CA900	CB800		0,40
3.0, 3.0 quattro		Conventional	05.2004 > 05.2006			CA900	CB800		0,40
3.0 TFSI quattro		Conventional	10.2008 > 03.2011			CA1000	CB950		0,40 B
3.2 FSI, 3.2 FSI quattro		Conventional	05.2004 > 03.2011			CA900	CB800		0,40
4.2 FSI quattro, 4.2 quattro		Conventional	05.2004 > 03.2011			CA900	CB800		0,70
S6 quattro		Conventional	03.2006 > 03.2011	CK950			CB1100		0,40
RS6 quattro		Conventional	09.2008 > 08.2010	CK950			CB1100		B
2.0 TDI	D	Conventional	07.2004 > 03.2011			CA770	CB740		0,40
2.7 TDI, 2.7 TDI quattro	D	Conventional	11.2004 > 03.2011			CA900	CB800		0,70
3.0 TDI, 3.0 TDI quattro	D	Conventional	05.2004 > 03.2011			CA900	CB800		0,70
Models with Auxiliary / Backup Battery			>	CK151					
A6 (4G2, C7)									
2.0 TFSI, 2.0 TFSI hybrid		Conventional	03.2011 >	CK800					B
2.0 TFSI, 2.0 TFSI quattro		Start-Stop	05.2011 >	CK800					B
2.8 FSI, 2.8 FSI quattro		Conventional	03.2011 >	CK800					B
3.0 TFSI quattro		Start-Stop	03.2011 >	CK800					B
S6 quattro		Start-Stop	02.2012 >	CK950					B
2.0 TDI	D	Start-Stop	03.2011 >	CK800					B
3.0 TDI, 3.0 TDI quattro (150/180kW)	D	Start-Stop	11.2010 >	CK800					B
3.0 TDI quattro (176kW)	D	Start-Stop	05.2013 >	CK950					B
3.0 TDI quattro (230kW)	D	Start-Stop	11.2011 >	CK800					B
A6 Allroad (4FH, C6)									
3.0 TFSI quattro		Conventional	10.2008 > 08.2011			CA1000	CB950		0,70 B
3.2 FSI quattro		Conventional	05.2006 > 10.2008			CA1000	CB950		0,70 B
4.2 FSI quattro		Conventional	05.2006 > 12.2010			CA1000	CB950		0,70 B
2.7 TDI quattro	D	Conventional	05.2006 > 08.2011			CA1000	CB950		0,70 B
3.0 TDI quattro	D	Conventional	05.2006 > 08.2011			CA1000	CB950		0,70 B
A6 Allroad (4GH)									
3.0 TFSI quattro		Start-Stop	01.2012 >	CK800					B
3.0 TDI quattro	D	Start-Stop	01.2012 >	CK800					B
3.0 TDI quattro (230kW)	D	Start-Stop	01.2012 >	CK950					B
A6 Avant (4A, C4)									
1.8, 1.8 quattro		Conventional	12.1995 > 12.1997			CA640	CB620	CC550	0,30
2.0, 2.0 16V, 2.0 16V quattro		Conventional	06.1994 > 12.1997			CA640	CB620	CC550	0,30
2.3, 2.3 quattro		Conventional	06.1994 > 12.1995			CA770	CB740	CC700	0,30
2.4		Conventional	07.1996 > 12.1997			CA770	CB740	CC700	0,30
2.6, 2.6 quattro		Conventional	06.1994 > 12.1997			CA770	CB740	CC700	0,30
2.8, 2.8 quattro		Conventional	06.1994 > 12.1997			CA770	CB740	CC700	0,30
S6 4.2 quattro		Conventional	06.1994 > 12.1997			CA1000	CB950	CC900	0,40
1.9 TDI	D	Conventional	06.1994 > 12.1997			CA770	CB740	CC700	0,30
2.5 TDI, 2.5 TDI quattro	D	Conventional	06.1994 > 12.1997			CA722	CB712		0,30
A6 Avant (4B, C5)									
1.8, 1.8 T, 1.8 T quattro		Conventional	12.1997 > 01.2005			CA640	CB620		0,40
2.0		Conventional	08.2001 > 01.2005			CA640	CB620		0,40
2.4, 2.4 quattro		Conventional	12.1997 > 01.2005			CA770	CB740		0,40
2.7 T, 2.7 T quattro		Conventional	12.1997 > 01.2005			CA900	CB800		0,40

*podany czas wymiany należy traktować jako orientacyjny

Znalazłeś błąd w tabeli? Chciałbyś zaproponować inne zastosowanie? Czekamy na Twoje propozycje: pl.ekspert@eu.exide.com

Marka i model					Start-Stop	Tradycyjjne	Futura	Plus	Standard	(hour)*	i s. 207
AUDI											
A6 Avant (4B, C5)											
2.8, 2.8 quattro		Conventional	12.1997 > 01.2005		CA900	CB800				0,40	
3.0, 3.0 quattro		Conventional	08.2001 > 01.2005		CA900	CB800				0,40	
3.7, 3.7 quattro		Conventional	03.1999 > 01.2005		CA900	CB800				0,40	
4.2 quattro		Conventional	11.1998 > 01.2005		CA1000	CB950				0,40	
S6 quattro		Conventional	09.1999 > 01.2005		CA1000	CB950				0,40	
RS6 quattro		Conventional	07.2002 > 01.2005			CB1100				0,40	
RS6 plus quattro		Conventional	04.2004 > 01.2005			CB1100				0,40	
1.9 TDI	D	Conventional	02.1998 > 01.2005		CA770	CB740				0,40	
2.5 TDI, 2.5 TDI quattro	D	Conventional	12.1997 > 01.2005		CA900	CB800				0,40	
A6 Avant (4F5, C6)											
2.0 TFSI		Conventional	06.2005 > 08.2011		CA770	CB740				0,40	
2.4, 2.4 quattro		Conventional	03.2005 > 10.2008		CA770	CB740				0,40	
2.8 FSI, 2.8 FSI quattro		Conventional	11.2006 > 08.2011		CA900	CB800				0,40	
3.0, 3.0 quattro		Conventional	03.2005 > 05.2006		CA900	CB800				0,40	
3.0 TFSI quattro		Conventional	10.2008 > 08.2011		CA1000	CB950				0,40	B
3.2 FSI, 3.2 FSI quattro		Conventional	03.2005 > 10.2008		CA900	CB800				0,40	
4.2 quattro, 4.2 FSI quattro		Conventional	03.2005 > 08.2011		CA900	CB800				0,70	
S6 quattro		Conventional	03.2006 > 08.2011	CK950		CB1100				0,40	
RS6 quattro		Conventional	04.2008 > 08.2010	CK950		CB1100					B
2.0 TDI	D	Conventional	06.2005 > 08.2011		CA770	CB740				0,40	
2.7 TDI, 2.7 TDI quattro	D	Conventional	03.2005 > 08.2011		CA900	CB800				0,40	
3.0 TDI, 3.0 TDI quattro	D	Conventional	03.2005 > 08.2011		CA900	CB800				0,70	
3.0 TDI quattro	D	Conventional	03.2005 > 08.2011		CA1000	CB950				0,70	
Models with Auxiliary / Backup Battery			>	CK151							
A6 Avant (4G5, C7)											
2.0 TFSI		Start-Stop	06.2011 >	CK800							
2.8 FSI, 2.8 FSI quattro		Start-Stop	05.2011 >	CK800							
3.0 TFSI quattro		Start-Stop	05.2011 >	CK800							
S6 quattro		Start-Stop	02.2012 >	CK950							
RS6 quattro		Start-Stop	01.2013 >	CK950							
2.0 TDI	D	Start-Stop	05.2011 >	CK800							
3.0 TDI, 3.0 TDI quattro	D	Start-Stop	05.2011 >	CK950							
A7 Sportback (4GA)											
2.8 FSI, 2.8 FSI quattro		Start-Stop	10.2010 >	CK800							B
3.0 TFSI quattro		Conventional	10.2010 >	CK800							B
S7 quattro		Start-Stop	02.2012 >	CK950							B
RS7 quattro		Start-Stop	10.2013 >	CK950							B
3.0 TDI, 3.0 TDI quattro	D	Start-Stop	10.2010 >	CK950							B
3.0 TDI quattro	D	Start-Stop	10.2010 >	CK1050							B
Models with Auxiliary / Backup Battery			>	CK151							
A8 (4D2, 4D8)											
2.8, 2.8 quattro		Conventional	03.1994 > 09.2002		CA1000	CB950				0,50	
3.7, 3.7 quattro		Conventional	07.1995 > 09.2002	CK950		CB1100				0,50	
4.2 quattro		Conventional	03.1994 > 09.2002	CK950		CB1100				0,50	
6.0 W12 quattro		Conventional	01.2001 > 09.2002	CK950		CB1100				0,50	B
S 8 quattro		Conventional	07.1996 > 06.1999		CA770	CB740				0,50	
S 8 quattro		Conventional	06.1999 > 09.2002	CK950		CB1100				0,50	
2.5 TDI, 2.5 TDI quattro	D	Conventional	01.1997 > 09.2002	CK950		CB1100				0,50	B
3.3 TDI quattro	D	Conventional	06.2000 > 09.2002	CK950		CB1100				0,50	B
A8 (4E_)											
2.8 FSI		Conventional	08.2007 > 07.2010	CK950		CB1100				0,40	B
3.0		Conventional	07.2003 > 05.2006	CK950		CB1100				0,40	B
3.2 FSI, 3.2 FSI quattro		Conventional	06.2005 > 07.2010	CK950		CB1100				0,40	B
3.7 quattro		Conventional	10.2002 > 05.2006	CK950		CB1100				0,40	B
4.2 quattro, 4.2 FSI quattro		Conventional	10.2002 > 07.2010	CK950		CB1100				0,40	B
6.0 W12 quattro		Conventional	12.2003 > 07.2010	CK950		CB1100				0,40	B

*podany czas wymiany należy traktować jako orientacyjny

Znalazłeś błąd w tabeli? Chciałbyś zaproponować inne zastosowanie? Czekamy na Twoje propozycje: pl.ekspert@eu.exide.com

Audi

Marka i model					Start-Stop	Tradycyjne			
						Futura	Plus	Standard	s. 207
AUDI									
A8 (4E_)									
S8 quattro		Conventional	06.2006 > 07.2010	CK950			CB1100		B
3.0 TDI quattro	D	Conventional	08.2003 > 07.2010	CK950			CB1100	0,40	B
4.0 TDI quattro	D	Conventional	05.2003 > 07.2005				CB1100	0,40	B
4.2 TDI quattro	D	Conventional	01.2005 > 07.2010		CA1000		CB950	0,40	B
A8 (4H_)									
2.0 TFSI hybrid		Hybrid	02.2012 >	CK950					B
2.5 TFSI		Start-Stop	07.2012 >	CK950					B
3.0 TFSI quattro		Conventional	06.2010 >	CK950					B
4.0 TFSI quattro		Conventional	03.2012 >	CK950					B
4.2 FSI quattro		Conventional	11.2009 >	CK950					B
6.3 W12 quattro		Conventional	01.2011 >	CK950					B
S8 quattro		Start-Stop	04.2012 >	CK950					B
3.0 TDI	D	Conventional	09.2011 >	CK950					B
3.0 TDI quattro	D	Conventional	07.2010 >	CK1050					B
3.0 TDI quattro	D	Conventional	08.2010 >	CK950					B
4.2 TDI quattro	D	Conventional	11.2009 >	CK950					B
4.2 TDI quattro	D	Start-Stop	10.2013 >	CK1050					B
ALLROAD (4BH, C5)									
2.7 quattro, 2.7 T quattro		Conventional	09.2000 > 08.2005		CA770		CB740	0,40	
4.2 V8 quattro		Conventional	07.2002 > 08.2005		CA900		CB800	0,40	
2.5 TDI quattro	D	Conventional	05.2000 > 08.2005		CA900		CB800	0,40	
CABRIOLET (8G7, B4)									
1.8		Conventional	01.1997 > 08.2000		CA722		CB712	CC652	0,20
2.0 16V, 2.0 E		Conventional	01.1993 > 07.1998		CA722		CB712	CC652	0,20
2.3 E		Conventional	05.1991 > 07.1994		CA722		CB712	CC652	0,20
2.6		Conventional	06.1993 > 08.2000		CA722		CB712	CC652	0,20
2.8		Conventional	11.1992 > 08.2000		CA722		CB712	CC652	0,20
1.9 TDI	D	Conventional	06.1995 > 08.2000		CA722		CB712	CC652	0,20
COUPE (89, 8B)									
1.8		Conventional	08.1989 > 07.1991		CA612		CB602	CC542	0,20
2.0, 2.0 16 V		Conventional	05.1989 > 12.1996		CA722		CB712	CC652	0,20
2.0 20 V, 2.0 20 V quattro		Conventional	08.1989 > 07.1991		CA722		CB712	CC652	0,20
2.2 quattro		Conventional	11.1988 > 07.1991		CA722		CB712	CC652	0,20
2.3, 2.3 quattro, 2.3 20V, 2.3 20V quattro		Conventional	10.1988 > 12.1996		CA722		CB712	CC652	0,20
2.6, 2.6 quattro		Conventional	08.1992 > 12.1996		CA722		CB712	CC652	0,20
2.8, 2.8 quattro		Conventional	08.1991 > 12.1996		CA722		CB712	CC652	0,20
S2 quattro		Conventional	09.1990 > 12.1996		CA722		CB712	CC652	0,20
Q3 (8U)									
1.4 TFSI		Start-Stop	10.2013 >	CK700					
2.0 TFSI quattro		Start-Stop	06.2011 >	CK700					
RS 2.5 quattro		Conventional	10.2013 >	CK800					
2.0 TDI, 2.0 TDI quattro	D	Start-Stop	09.2011 >	CK700					
2.0 TDI quattro	D	Start-Stop	01.2012 >	CK800					B
Q5 (8R)									
2.0 TFSI quattro		Start-Stop	08.2009 >	CK700					
2.0 TFSI quattro		Conventional	08.2009 >		CA770		CB740		
2.0 TFSI hybrid quattro		Hybrid	06.2011 >	CK700					B
3.0 TFSI quattro		Start-Stop	06.2012 >	CK800					
3.2 FSI quattro		Start-Stop	11.2008 >	CK800					
3.2 FSI quattro		Conventional	11.2008 >		CA900		CB800		
SQ5 TFSI quattro		Start-Stop	05.2013 >	CK950					
2.0 TDI	D	Start-Stop	11.2010 >	CK700					
2.0 TDI quattro	D	Start-Stop	08.2009 >	CK800					
2.0 TDI quattro	D	Conventional	08.2009 >		CA900		CB800		
2.0 TDI quattro (110/130/140kW)	D	Start-Stop	05.2013 >	CK800					
3.0 TDI quattro	D	Start-Stop	11.2008 >	CK950					

*podany czas wymiany należy traktować jako orientacyjny

Znalazłeś błąd w tabeli? Chciałbyś zaproponować inne zastosowanie? Czekamy na Twoje propozycje: pl.ekspert@eu.exide.com

Marka i model						Start-Stop		Tradycyjjne				s. 207
						Futura	Plus	Standard	(hour)*			
AUDI												
Q5 (8R)												
3.0 TDI quattro	D	Conventional	11.2008 >			CA1000	CB950					
SQ5 quattro	D	Start-Stop	12.2012 >		CK950							
Models with Auxiliary / Backup Battery			>		CK151							
Q7 (4L)												
3.0 TFSI		Conventional	05.2010 >		CK950					1,30	C	
3.6 FSI		Conventional	08.2006 > 05.2010				CB1100			1,30	C	
4.2 FSI		Conventional	03.2006 > 05.2010				CB1100			1,30	C	
3.0 TDI	D	Conventional	03.2006 > 05.2010				CB1100			1,30	C	
3.0 TDI	D	Conventional	05.2010 >		CK950					1,30	C	
3.0 TDI	D	Conventional	05.2011 >		CK1050					1,30	C	
4.2 TDI	D	Conventional	03.2007 >				CB1100			1,30	C	
4.2 TDI	D	Conventional	05.2009 >		CK950					1,30	C	
6.0 TDI	D	Conventional	09.2008 >				CB1100			1,30	C	
Models with Auxiliary / Backup Battery			>		CK151							
R8												
4.2 FSI quattro		Conventional	04.2007 >				CB1100					
5.2 FSI quattro		Conventional	04.2009 >		CK950		CB1100					
R8 Spyder												
4.2 FSI quattro		Conventional	09.2010 >				CB1100					
5.2 FSI quattro		Conventional	02.2010 >		CK950		CB1100					
TT (8N3)												
1.8 T, 1.8 T quattro		Conventional	10.1998 > 06.2006			CA640	CB620			0,40		
3.2 VR6 quattro		Conventional	07.2003 > 06.2006			CA770	CB740			0,40		
TT Roadster (8N9)												
1.8 T, 1.8 T quattro		Conventional	10.1999 > 06.2006			CA640	CB620			0,40		
3.2 VR6 quattro		Conventional	07.2003 > 06.2006			CA770	CB740			0,40		
TT (8J3)												
1.8 TFSI		Conventional	06.2008 >			CA900	CB800			0,40		
2.0 quattro, 2.0 TFSI, 2.0 TFSI quattro		Conventional	08.2006 >			CA900	CB800			0,40		
2.5 TFSI RS quattro		Conventional	07.2009 >		CK800						B	
3.2 V6 quattro		Conventional	08.2006 > 06.2010			CA900	CB800			0,40		
2.0 TDI quattro	D	Conventional	06.2008 >			CA900	CB800			0,40		
TT Roadster (8J9)												
1.8 TFSI		Conventional	06.2008 >			CA900	CB800			0,40		
2.0 quattro, 2.0 TFSI, 2.0 TFSI quattro		Conventional	03.2007 >			CA900	CB800			0,40		
2.5 TFSI RS quattro		Conventional	07.2009 >		CK800						B	
3.2 V6 quattro		Conventional	03.2007 > 06.2010			CA900	CB800			0,40		
2.0 TDI quattro	D	Conventional	06.2008 >			CA900	CB800			0,40		
V8 (4A, 4C)												
3.6 quattro		Conventional	10.1988 > 02.1994			CA1000	CB950	CC900		0,40	B	
4.2 quattro		Conventional	10.1991 > 02.1994			CA1000	CB950	CC900		0,40	B	
AUTOBIANCHI												
Y10												
1.0, 1.0 4WD, 1.0 CAT, 1.0 Turbo		Conventional	03.1985 > 10.1995			CA530	CB440	CC400		0,15		
1.1, 1.1 4WD, 1.1 i.e. CAT		Conventional	06.1989 > 10.1995			CA530	CB440	CC400		0,15		
1.3 i.e. GT		Conventional	06.1989 > 10.1995			CA530	CB500	CC440		0,15		
BENTLEY												
ARNAGE												
4.4 V8		Conventional	04.1998 > 10.2009			CA755	CB705					
6.7		Conventional	02.2002 > 08.2005			CA755	CB705					
6.8 V8, 6.8 V8 T		Conventional	09.1999 > 10.2009			CA755	CB705					
ARNAGE Coupe												
6.8		Conventional	09.2006 >			CA755	CB705					
AZURE												
6.75 V8, 6.75 V8 Mulliner		Conventional	09.1995 > 06.2006			CA755	CB705					

*podany czas wymiany należy traktować jako orientacyjny

Znalazłeś błąd w tabeli? Chciałbyś zaproponować inne zastosowanie? Czekamy na Twoje propozycje: pl.ekspert@eu.exide.com

Bentley > BMW

Marka i model					Start-Stop	Tradycyjne				
					Futura	Plus	Standard	(godziny)*	s. 207	
BENTLEY										
AZURE II										
6.8		Conventional	06.2006 >			CA755	CB705			
BROOKLANDS										
6.7, 6.7 Long		Conventional	10.1992 > 09.1997			CA722	CB712			
BROOKLANDS Coupe										
6.8 V8		Conventional	03.2008 >			CA722	CB712			
CONTINENTAL (T)										
6.7 Turbo R		Conventional	10.1991 > 09.1995			CA755	CB705			
6.75 V8 R, 6.75 V8 S, 6.75 V8 T Mulliner		Conventional	10.1991 > 10.2002			CA755	CB705			
CONTINENTAL Convertible (T)										
6.7		Conventional	10.1989 > 04.1995			CA755	CB705			
6.7		Conventional	10.1989 > 09.1992				CB705			
CONTINENTAL Coupe (2003>2011)										
6.0		Conventional	06.2003 > 12.2011			CA770	CB740			
6.0		Conventional	03.2010 > 12.2011	CK950 / CK600						X2
CONTINENTAL FLYING SPUR										
6.0		Conventional	03.2005 >			CA770	CB740			
EIGHT										
6.7		Conventional	10.1989 > 09.1992			CA755	CB705			
FLYING SPUR										
4.0 AWD		Conventional	03.2013 >	CK1050						
6.0		Conventional	09.2013 >	CK1050						
MULSANNE										
6.7 S		Conventional	10.1989 > 09.1992			CA755	CB705			
TURBO R										
6.7		Conventional	10.1988 > 02.1998			CA755	CB705			
BERTONE										
FREECLIMBER										
2.0, 2.0 CAT		Conventional	12.1990 > 12.1993			CA770	CB740	CC700		
2.7		Conventional	12.1990 > 12.1993				CB740	CC700		
2.4 TD	D	Conventional	06.1989 > 12.1993				CB740	CC700		
FREECLIMBER 2										
1.6		Conventional	03.1992 > 12.1999			CA770	CB740	CC700		
BMW										
1 (E81, E87)										
116 i		Conventional	11.2003 > 09.2012			CA530	CB500			B
116 i		Start-Stop	08.2007 > 09.2012	CK700						B
118 i		Conventional	07.2004 > 12.2007			CA640	CB620			B
118 i		Start-Stop	03.2007 > 09.2012	CK700						B
120 i		Conventional	11.2003 > 09.2012			CA640	CB620			B
120 i		Start-Stop	11.2003 > 09.2012	CK700						B
130 i		Conventional	03.2005 > 09.2012			CA770	CB740			B
130 i		Conventional	03.2005 > 09.2012	CK700						B
116 d	D	Conventional	11.2008 > 09.2012				CB802			B
116 d	D	Start-Stop	11.2008 > 09.2012	CK800						B
118 d	D	Conventional	11.2003 > 09.2012				CB802			B
118 d	D	Start-Stop	11.2003 > 09.2012	CK800						B
120 d	D	Conventional	11.2003 > 09.2012				CB802			B
120 d	D	Start-Stop	11.2003 > 09.2012	CK800						B
123 d	D	Start-Stop	03.2007 > 09.2012	CK800						B
1 Convertible (E88)										
118 i		Start-Stop	03.2008 >	CK950					0,50	B
118 i		Conventional	09.2008 >	CK700					0,50	B
120 i		Start-Stop	03.2008 >	CK950					0,50	B
120 i		Conventional	03.2008 >	CK700					0,50	B
125 i		Start-Stop	03.2008 >	CK700					0,50	B
135 i		Start-Stop	03.2008 >	CK800					0,50	B

*podany czas wymiany należy traktować jako orientacyjny

Znalazłeś błąd w tabeli? Chciałbyś zaproponować inne zastosowanie? Czekamy na Twoje propozycje: pl.ekspert@eu.exide.com

Marka i model					Start-Stop		Tradycyjjne		Standard		s. 207
					Futura	Plus	Futura	Plus			
BMW											
1 Convertible (E88)											
118 d		D	Start-Stop	09.2008 >	CK950					0,50	B
118 d		D	Conventional	09.2008 >	CK800					0,50	B
120 d		D	Start-Stop	03.2008 >	CK950					0,30	B
120 d		D	Conventional	03.2008 >	CK800					0,30	B
123 d		D	Start-Stop	09.2008 >	CK950					0,50	B
1 Coupe (E82)											
120 i			Start-Stop	09.2009 >	CK950					0,50	B
125 i			Conventional	10.2007 >		CA770	CB740			0,50	B
125 i			Start-Stop	10.2007 >	CK700					0,50	B
135 i			Conventional	10.2007 >	CK700					0,50	B
M			Conventional	04.2011 > 06.2012	CK800						B
118 d		D	Start-Stop	09.2009 >	CK800					0,50	B
118 d		D	Conventional	09.2009 >			CB802			0,50	B
120 d		D	Start-Stop	10.2007 >	CK800					0,30	B
123 d		D	Start-Stop	10.2007 >	CK800					0,50	B
1 (F20, F21)											
114 i			Conventional	11.2011 >	CK800						B
116 i			Start-Stop	12.2010 >	CK800						B
118 i			Start-Stop	11.2010 >	CK800						B
125 i			Start-Stop	08.2011 >	CK800						B
M 135 i, M 135 i xDrive			Start-Stop	11.2011 >	CK800						B
114 d		D	Start-Stop	10.2012 >	CK800						B
116 d		D	Start-Stop	12.2010 >	CK800						B
118 d, 118 d xDrive		D	Start-Stop	12.2010 >	CK800						B
120 d, 120 d xDrive		D	Start-Stop	12.2010 >	CK800						B
125 d		D	Start-Stop	08.2011 >	CK800						B
2 Active Tourer (F45)											
218 i			Start-Stop	07.2014 >	CK700						
225 i			Start-Stop	07.2014 >	CK800						
218 d		D	Start-Stop	07.2014 >	CK800						
2 Coupe (F22)											
220 i			Start-Stop	10.2013 >	CK800						B
M 235 i			Start-Stop	10.2013 >	CK800						B
218 d		D	Start-Stop	04.2014 >	CK800						B
220 d		D	Start-Stop	10.2013 >	CK800						B
225 d		D	Start-Stop	04.2014 >	CK800						B
3 (E30)											
318 i, 318 is			Conventional	09.1987 > 06.1991		CA640	CB620	CC550		0,20	
320 i			Conventional	12.1985 > 06.1991		CA640	CB620	CC550		0,25	
320 is			Conventional	05.1988 > 12.1990		CA640	CB620	CC550		0,20	
325 i, 325 i X			Conventional	12.1986 > 08.1991		CA770	CB740	CC700		0,25	
M3 EVO I 2.3			Conventional	10.1988 > 10.1990		CA770	CB740	CC700			
M3 EVO II 2.5			Conventional	01.1990 > 01.1992		CA770	CB740	CC700			
324 d, 324 td		D	Conventional	09.1985 > 08.1991		CA1000	CB950	CC900		0,20	
3 (E36)											
316 i			Conventional	09.1990 > 02.1998		CA640	CB620	CC550		0,25	
318 i, 318 is			Conventional	12.1990 > 02.1998		CA640	CB620	CC550		0,25	
320 i			Conventional	09.1990 > 02.1998		CA770	CB740	CC700		0,25	
323 i 2.5, 325 i			Conventional	03.1995 > 02.1998		CA770	CB740	CC700		0,25	
328 i			Conventional	01.1995 > 02.1998		CA770	CB740	CC700		0,25	
M3 3.0			Conventional	08.1994 > 09.1995		CA770	CB740	CC700		0,25	
M3 3.2			Conventional	09.1995 > 02.1998		CA770	CB740	CC700		0,25	
318 tds		D	Conventional	01.1995 > 02.1998			CB802			0,25	
325 td, 325 tds		D	Conventional	09.1991 > 02.1998		CA1000	CB950	CC900		0,25	
3 (E46)											
316 i			Conventional	09.1998 > 02.2005		CA640	CB620			0,35	

*podany czas wymiany należy traktować jako orientacyjny

Znalazłeś błąd w tabeli? Chciałbyś zaproponować inne zastosowanie? Czekamy na Twoje propozycje: pl.ekspert@eu.exide.com

Tabele zastosowań



Marka i model

Start-Stop
Tradycyjne
Futura
Plus
Standard
 (godziny)*
 s. 207

BMW							
3 (E46)							
318 i		Conventional	02.1998 > 02.2005		CA640	CB620	0,35
320 i		Conventional	03.1998 > 02.2005		CA770	CB740	0,35 B
323 i		Conventional	03.1998 > 09.2000		CA770	CB740	CC700 0,35 B
325 i, 325 xi		Conventional	09.2000 > 02.2005		CA770	CB740	0,35 B
328 i		Conventional	02.1998 > 06.2000		CA770	CB740	CC700 0,35 B
330 i, 330 xi		Conventional	06.2000 > 02.2005		CA770	CB740	0,35 B
318 d	D	Conventional	09.2001 > 02.2005		CA900	CB800	0,35
320 d	D	Conventional	02.1998 > 04.2005	CK800		CB802	0,35
330 d, 330 xd	D	Conventional	10.1999 > 02.2005		CA1000	CB950	0,35 B
3 (E90)							
316 i		Conventional	02.2006 > 12.2011		CA640	CB620	0,50 B
318 i		Conventional	09.2005 > 03.2007		CA640	CB620	0,50 B
318 i		Start-Stop	09.2007 > 12.2011	CK700			0,50 B
318 i		Conventional	09.2007 > 12.2011		CA770	CB740	0,50 B
320 i		Conventional	01.2005 > 03.2007		CA640	CB620	0,50 B
320 i		Start-Stop	03.2007 > 12.2011	CK700			0,50 B
320 i		Conventional	09.2007 > 12.2011		CA770	CB740	0,50 B
320 si		Conventional	05.2006 > 12.2011		CA640	CB620	0,50 B
325 i, 325 xi (2.5L)		Conventional	01.2005 > 09.2007		CA770	CB740	0,50 B
325 i, 325 xi (3.0L)		Start-Stop	09.2007 > 12.2011	CK700			0,50 B
325 i, 325 xi (3.0L)		Conventional	09.2007 > 12.2011		CA770	CB740	0,50 B
325 i xDrive		Conventional	09.2008 > 12.2011	CK800			0,50 B
330 i, 330 xi		Conventional	01.2005 > 09.2007		CA770	CB740	0,50 B
330 i, 330 xi		Conventional	09.2007 > 12.2011	CK700			0,50 B
330 i, 330 xi		Conventional	09.2007 > 12.2011		CA770	CB740	0,50 B
330 i xDrive		Conventional	09.2008 > 12.2011	CK800			0,50 B
335 i, 335 xi		Conventional	09.2006 > 12.2011		CA770	CB740	0,50 B
335 i xDrive		Conventional	09.2008 > 12.2011	CK800			0,50 B
M3 4.0		Conventional	03.2007 > 12.2011		CA900	CB800	0,50 B
316 d	D	Start-Stop	07.2009 > 12.2011	CK950			0,50 B
318 d	D	Conventional	09.2005 > 12.2011		CA900	CB800	0,50 B
318 d	D	Start-Stop	07.2007 > 12.2011	CK950			0,50 B
320 d	D	Conventional	01.2005 > 09.2007		CA900	CB800	0,50 B
320 d, 320 xd	D	Start-Stop	09.2007 > 12.2011	CK800			0,50 B
320 d, 320 xd	D	Start-Stop	09.2007 > 12.2011	CK950			0,50 B
320 d xDrive (Manual)	D	Start-Stop	07.2008 > 12.2011	CK800			0,50 B
320 d xDrive (Automatic)	D	Start-Stop	07.2008 > 12.2011	CK950			0,50 B
325 d	D	Conventional	09.2006 > 12.2011	CK950			0,50 B
325 d	D	Conventional	09.2006 > 12.2011		CA1000	CB950	0,50 B
330 d, 330 xd	D	Conventional	09.2005 > 12.2011		CA1000	CB950	0,50 B
330 d, 330 xd	D	Start-Stop	01.2009 > 12.2011	CK950			0,50 B
330 d xDrive	D	Start-Stop	01.2009 > 12.2011	CK950			0,50 B
335 d	D	Conventional	09.2006 > 12.2011	CK950			0,50 B
335 d	D	Conventional	09.2006 > 12.2011		CA1000	CB950	0,50 B
3 (F30)							
316 i		Start-Stop	10.2012 >	CK950			B
320 i, 320 i xDrive		Start-Stop	11.2011 >	CK950			B
328 i, 328 i xDrive		Start-Stop	10.2011 >	CK950			B
335 i, 335 i xDrive		Start-Stop	10.2011 >	CK950			B
ActiveHybrid		Start-Stop	01.2012 >	CK950			B
316 d	D	Start-Stop	02.2012 >	CK950			B
318 d, 318 d xDrive	D	Start-Stop	11.2012 >	CK950			B
320 d, 320 d xDrive	D	Start-Stop	10.2011 >	CK950			B
325 d	D	Start-Stop	10.2011 >	CK950			B
330 d, 330 d xDrive	D	Start-Stop	01.2012 >	CK950			B
335 d xDrive	D	Start-Stop	07.2013 >	CK950			B

*podany czas wymiany należy traktować jako orientacyjny

Znalazłeś błąd w tabeli? Chciałbyś zaproponować inne zastosowanie? Czekamy na Twoje propozycje: pl.ekspert@eu.exide.com

Marka i model					Start-Stop	Tradycyjjne			
						Futura	Plus	Standard	(hour)*
BMW									
3 Compact (E36)									
316 g		Conventional	03.1994 > 08.2000		CA640	CB620	CC550		
316 i		Conventional	03.1994 > 08.2000		CA640	CB620	CC550	0,25	
318 ti		Conventional	11.1994 > 08.2000		CA640	CB620	CC550	0,25	
323 ti		Conventional	08.1997 > 08.2000		CA770	CB740	CC700	0,25	
318 tds	D	Conventional	01.1995 > 08.2000			CB802		0,25	
3 Compact (E46)									
316 ti		Conventional	06.2001 > 02.2005		CA640	CB620		0,35	
318 ti		Conventional	09.2001 > 02.2005		CA640	CB620		0,25	
325 ti		Conventional	06.2001 > 02.2005		CA770	CB740		0,25	B
318 td	D	Conventional	03.2003 > 02.2005		CA900	CB800		0,25	
320 td	D	Conventional	09.2001 > 02.2005		CA900	CB800		0,25	
3 Convertible (E30)									
316 i		Conventional	09.1987 > 06.1990		CA640	CB620	CC550	0,25	
318 i		Conventional	06.1988 > 10.1993		CA640	CB620	CC550	0,25	
320 i		Conventional	04.1986 > 10.1993		CA640	CB620	CC550	0,25	
325 i		Conventional	09.1987 > 10.1993		CA770	CB740	CC700	0,25	
M3 2.3		Conventional	06.1988 > 06.1991		CA770	CB740	CC700	0,20	
3 Convertible (E36)									
318 i		Conventional	01.1994 > 04.1999		CA640	CB620	CC550	0,25	
320 i		Conventional	12.1993 > 04.1999		CA770	CB740	CC700	0,25	
323 i		Conventional	06.1995 > 04.1999		CA770	CB740	CC700	0,25	
325 i		Conventional	03.1993 > 03.1995		CA770	CB740	CC700	0,25	
328 i		Conventional	03.1995 > 04.1999		CA770	CB740	CC700	0,25	
M3 3.0		Conventional	01.1994 > 10.1995		CA770	CB740	CC700	0,25	
M3 3.2		Conventional	10.1995 > 04.1999		CA770	CB740	CC700	0,25	
3 Convertible (E46)									
318 Ci		Conventional	09.2001 >		CA640	CB620		0,25	
320 Ci		Conventional	09.2000 >		CA770	CB740		0,35	B
323 Ci		Conventional	04.2000 > 09.2000		CA770	CB740	CC700	0,35	B
325 Ci		Conventional	09.2000 >		CA770	CB740		0,35	B
330 Ci		Conventional	06.2000 >		CA770	CB740		0,35	B
M3 3.2		Conventional	04.2001 >		CA770	CB740	CC700	0,35	B
320 Cd	D	Conventional	02.2005 >		CA900	CB800		0,25	
330 Cd	D	Conventional	08.2005 >		CA1000	CB950		0,35	B
3 Convertible (E93)									
318 i (Automatic)		Start-Stop	03.2010 >	CK700				0,50	B
318 i (Manual)		Start-Stop	03.2010 >	CK950				0,50	B
320 i		Start-Stop	01.2007 >	CK950				0,50	B
320 i		Conventional	03.2007 >		CA770	CB740		0,50	B
325 i		Conventional	03.2007 >		CA770	CB740		0,50	B
325 i		Start-Stop	03.2007 >	CK800				0,50	B
330 i		Start-Stop	03.2007 >	CK800				0,50	B
330 i		Conventional	03.2007 >		CA770	CB740		0,50	B
335 i		Start-Stop	03.2007 >	CK800				0,50	B
335 i		Conventional	03.2007 >		CA770	CB740		0,50	B
M3		Conventional	03.2007 >		CA900	CB800		0,50	B
320 d	D	Start-Stop	01.2008 >	CK950				0,50	B
320 d	D	Conventional	03.2007 >		CA900	CB800		0,50	B
325 d	D	Start-Stop	03.2007 >	CK800				0,50	B
325 d	D	Conventional	01.2007 >		CA900	CB800		0,50	B
325 d	D	Start-Stop	03.2010 >	CK950				0,50	B
330 d (170kW)	D	Conventional	03.2007 >		CA900	CB800		0,50	B
330 d	D	Start-Stop	01.2009 >	CK950				0,50	B
3 Coupe (E36)									
316 i		Conventional	09.1993 > 04.1999		CA640	CB620	CC550	0,25	
318 is		Conventional	03.1992 > 04.1999		CA640	CB620	CC550	0,25	

*podany czas wymiany należy traktować jako orientacyjny

Znalazłeś błąd w tabeli? Chciałbyś zaproponować inne zastosowanie? Czekamy na Twoje propozycje: pl.ekspert@eu.exide.com

Tabele zastosowań



Marka i model

Start-Stop
Tradycyjne
Futura
Plus
Standard
 (godziny)*
 s. 207

BMW									
3 Coupe (E36)									
320 i		Conventional	03.1992 > 04.1999		CA770	CB740	CC700	0,25	
323 i		Conventional	03.1995 > 04.1999		CA770	CB740	CC700	0,25	
325 i		Conventional	03.1992 > 04.1999		CA770	CB740	CC700	0,25	
328 i		Conventional	01.1995 > 04.1999		CA770	CB740	CC700	0,25	
M3 3.0		Conventional	01.1995 > 10.1995		CA770	CB740	CC700	0,25	
M3 3.2		Conventional	10.1995 > 04.1999		CA770	CB740	CC700	0,25	
3 Coupe (E46)									
316 Ci		Conventional	04.2000 >		CA640	CB620		0,35	
318 Ci		Conventional	11.1999 >		CA640	CB620		0,35	
320 Ci		Conventional	08.1999 >		CA770	CB740		0,35	B
323 Ci		Conventional	04.1999 > 09.2000		CA770	CB740	CC700	0,35	B
325 Ci		Conventional	09.2000 >		CA770	CB740		0,35	B
328 Ci		Conventional	04.1999 > 06.2000		CA770	CB740	CC700	0,35	B
330 Ci, 330 xi		Conventional	06.2000 >		CA770	CB740		0,35	B
M3 3.2, M3 CSL		Conventional	06.2000 >		CA770	CB740		0,35	B
320 Cd	D	Conventional	11.2003 >		CA900	CB800		0,25	
330 Cd	D	Conventional	03.2003 >		CA1000	CB950		0,35	B
3 Coupe (E92)									
316 i		Conventional	09.2007 >		CA640	CB620		0,50	B
318 i (Manual)		Start-Stop	03.2010 >	CK700				0,50	B
318 i (Automatic)		Start-Stop	03.2010 >	CK950				0,50	B
320 i		Conventional	11.2006 >		CA770	CB740		0,50	B
320 i		Start-Stop	03.2007 >	CK700				0,50	B
320 i		Start-Stop	06.2007 >	CK950				0,50	B
325 i, 325 xi (2.5L)		Conventional	06.2006 >		CA770	CB740		0,50	B
325 i, 325 xi (3.0L)		Conventional	07.2007 >		CA770	CB740		0,50	B
325 i xDrive		Start-Stop	09.2008 >	CK800				0,50	B
330 i, 330 xi		Conventional	09.2006 >		CA770	CB740		0,50	B
330 i xDrive		Start-Stop	09.2008 >	CK800				0,50	B
335 i, 335 xi		Conventional	09.2006 >		CA770	CB740		0,50	B
335 i xDrive		Start-Stop	09.2008 >	CK800				0,50	B
M		Conventional	03.2007 >		CA900	CB800		0,50	B
M GTS		Conventional	03.2007 >	CK800					B
320 d	D	Conventional	01.2007 >		CA900	CB800		0,50	B
320 d, 320 d xDrive (135kW)	D	Start-Stop	01.2010 >	CK950				0,50	B
320 d, 320 xd (130kW)	D	Conventional	03.2007 >		CA900	CB800		0,50	B
320 d xDrive	D	Conventional	01.2010 >	CK800				0,50	B
320 d xDrive	D	Start-Stop	09.2008 >	CK950				0,50	B
325 d	D	Conventional	01.2007 > 12.2009		CA900	CB800		0,50	B
325 d	D	Start-Stop	03.2007 >	CK800				0,50	B
325 d	D	Start-Stop	04.2010 >	CK950				0,50	B
330 d, 330 xd	D	Conventional	09.2006 >		CA1000	CB950		0,50	B
330 d, 330 xd	D	Start-Stop	01.2009 >	CK950				0,50	B
330 d xDrive	D	Start-Stop	01.2009 >	CK950				0,50	B
335 d	D	Conventional	09.2006 >		CA1000	CB950		0,50	B
335 d	D	Conventional	09.2006 >	CK950				0,50	B
3 GRAN TURISMO (F34)									
320 i, 320 i xDrive		Start-Stop	03.2013 >	CK950					B
328 i, 328 i xDrive		Start-Stop	03.2013 >	CK950					B
335 i, 335 i xDrive		Start-Stop	03.2013 >	CK950					B
318 d	D	Start-Stop	03.2013 >	CK950					B
320 d	D	Start-Stop	03.2013 >	CK950					B
320 d, 320 d xDrive	D	Start-Stop	03.2013 >	CK950					B
325 d	D	Start-Stop	03.2013 >	CK950					B
3 Touring (E30)									
316 i		Conventional	09.1991 > 06.1994		CA640	CB620	CC550	0,20	

*podany czas wymiany należy traktować jako orientacyjny

Znalazłeś błąd w tabeli? Chciałbyś zaproponować inne zastosowanie? Czekamy na Twoje propozycje: pl.ekspert@eu.exide.com

Marka i model					Start-Stop	Tradycyjjne	Futura	Plus	Standard	(hour)*	i s. 207
BMW											
3 Touring (E30)											
318 i		Conventional	04.1989 > 06.1994		CA640	CB620	CC550	0,20			
320 i		Conventional	01.1988 > 12.1991		CA640	CB620	CC550	0,25			
325 i, 325 i X		Conventional	07.1987 > 10.1993		CA770	CB740	CC700	0,25			
324 td	D	Conventional	01.1988 > 06.1993		CA1000	CB950	CC900	0,20			
3 Touring (E36)											
316 i		Conventional	01.1996 > 10.1999		CA640	CB620	CC550	0,25			
318 i		Conventional	07.1995 > 10.1999		CA640	CB620	CC550	0,25			
320 i		Conventional	01.1995 > 10.1999		CA770	CB740	CC700	0,25			
323 i		Conventional	09.1995 > 10.1999		CA770	CB740	CC700	0,25			
328 i		Conventional	01.1995 > 10.1999		CA770	CB740	CC700	0,25			
318 tds	D	Conventional	01.1995 > 10.1999			CB802		0,25			
325 tds	D	Conventional	01.1995 > 10.1999		CA1000	CB950	CC900	0,25			
3 Touring (E46)											
316 i		Conventional	03.2002 > 02.2005		CA640	CB620		0,25			
318 i		Conventional	10.1999 > 02.2005		CA640	CB620		0,35			
320 i		Conventional	10.1999 > 02.2005		CA770	CB740		0,35		B	
325 i, 325 xi		Conventional	09.2000 > 02.2005		CA770	CB740		0,35		B	
328 i		Conventional	10.1999 > 06.2000		CA770	CB740	CC700	0,35		B	
330 i, 330 xi		Conventional	06.2000 > 02.2005		CA770	CB740		0,35		B	
318 d	D	Conventional	03.2002 > 02.2005		CA900	CB800		0,35			
320 d	D	Conventional	03.2000 > 02.2005		CA900	CB800		0,35			
330 d, 330 xd	D	Conventional	10.1999 > 02.2005		CA1000	CB950		0,35		B	
3 Touring (E91)											
316 i		Start-Stop	09.2007 >	CK700				0,50		B	
316 i		Conventional	09.2007 >		CA770	CB740		0,50		B	
318 i		Conventional	01.2006 > 09.2007		CA640	CB620		0,50		B	
318 i		Start-Stop	09.2007 >	CK700				0,50		B	
318 i		Conventional	09.2007 >		CA770	CB740		0,50		B	
318 i		Start-Stop	09.2007 >	CK950				0,50		B	
320 i		Conventional	09.2005 > 09.2007		CA640	CB620		0,50		B	
320 i		Start-Stop	09.2007 >	CK950				0,50		B	
325 i, 325 xi (2.5L)		Conventional	09.2005 > 09.2007		CA770	CB740		0,50		B	
325 i, 325 xi (3.0L)		Conventional	09.2007 >		CA770	CB740		0,50		B	
325 i, 325 i xDrive		Conventional	09.2008 >	CK800				0,50		B	
330 i, 330 xi		Conventional	09.2005 >		CA770	CB740		0,50		B	
330 i, 330 xi		Conventional	09.2007 >	CK700				0,50		B	
330 i xDrive		Conventional	09.2008 >	CK800				0,50		B	
335 i, 335 xi		Conventional	09.2006 >		CA770	CB740		0,50		B	
335 i xDrive		Start-Stop	09.2008 >	CK800				0,50		B	
316 d	D	Conventional	09.2009 >	CK950				0,50		B	
318 d	D	Conventional	09.2005 >		CA900	CB800		0,50		B	
318 d	D	Start-Stop	07.2007 >	CK950				0,50		B	
320 d, 320 xd (120/130kW)	D	Start-Stop	09.2005 >	CK800				0,50		B	
320 d, 320 xd (120/130kW)	D	Conventional	09.2005 >		CA900	CB800		0,50		B	
320 d xDrive	D	Conventional	09.2008 >	CK800				0,50		B	
320 d xDrive	D	Start-Stop	09.2008 >	CK950				0,50		B	
320 d (135kW)	D	Start-Stop	01.2010 >	CK950				0,50		B	
325 d	D	Conventional	09.2006 >	CK950				0,50		B	
325 d	D	Conventional	04.2010 >	CK950				0,50		B	
330 d, 330 xd (170kW)	D	Conventional	09.2005 >		CA1000	CB950		0,50		B	
330 d, 330 d xDrive (180kW)	D	Conventional	01.2009 >	CK950				0,50		B	
330 d xDrive	D	Conventional	01.2009 >		CA1000	CB950		0,50		B	
335 d	D	Conventional	09.2006 >		CA1000	CB950		0,50		B	
3 Touring (F31)											
316 i		Start-Stop	03.2013 >	CK950						B	
320 i, 320 i xDrive		Start-Stop	06.2012 >	CK950						B	

*podany czas wymiany należy traktować jako orientacyjny

Znalazłeś błąd w tabeli? Chciałbyś zaproponować inne zastosowanie? Czekamy na Twoje propozycje: pl.ekspert@eu.exide.com

Tabele zastosowań

Marka i model

Start-Stop
Tradycyjjne
Futura
Plus
Standard

s. 207

BMW								
3 Touring (F31)								
328 i, 328 i xDrive		Start-Stop	06.2012 >	CK950			B	
335 i, 335 i xDrive		Start-Stop	03.2013 >	CK950			B	
316 d	D	Start-Stop	06.2012 >	CK950			B	
318 d, 318 d xDrive	D	Start-Stop	06.2012 >	CK950			B	
320 d, 320 d xDrive	D	Start-Stop	06.2012 >	CK950			B	
325 d	D	Start-Stop	03.2013 >	CK950			B	
330 d, 330 xDrive	D	Start-Stop	06.2012 >	CK950			B	
4 Convertible (F33)								
428 i		Start-Stop	10.2013 >	CK950			B	
435 i		Start-Stop	10.2013 >	CK950			B	
420 d	D	Start-Stop	10.2013 >	CK950			B	
4 Coupe (F32)								
420 i, 420 i xDrive		Start-Stop	11.2013 >	CK950			B	
428 i, 428 i xDrive		Start-Stop	07.2013 >	CK950			B	
435 i, 435 i xDrive		Start-Stop	07.2013 >	CK950			B	
420 d, 420 d xDrive	D	Start-Stop	07.2013 >	CK950			B	
430 d	D	Start-Stop	11.2013 >	CK950			B	
435 d xDrive	D	Start-Stop	11.2013 >	CK950			B	
4 Gran Coupe (F36)								
420 i		Start-Stop	04.2014 >	CK950			B	
428 i, 428 i xDrive		Start-Stop	04.2014 >	CK950			B	
435 i		Start-Stop	04.2014 >	CK950			B	
418 d	D	Start-Stop	04.2014 >	CK950			B	
420 d, 420 d xDrive	D	Start-Stop	04.2014 >	CK950			B	
430 d	D	Start-Stop	08.2014 >	CK950			B	
5 (E34)								
518 i		Conventional	08.1989 > 09.1995		CA770	CB740	CC700	0,25
520 i, 520 i 24V		Conventional	01.1988 > 09.1995		CA722	CB712	CC652	0,25
525 i, 525 i 24V, 525 iX 24V		Conventional	01.1988 > 09.1995		CA722	CB712	CC652	0,25
530 i, 530 i V8		Conventional	01.1988 > 09.1995			CB852		0,25
535 i		Conventional	01.1988 > 09.1995			CB852		0,25
540 i V8		Conventional	09.1992 > 09.1995		CA722	CB712	CC652	0,25
M 3.6, M 3.6 CAT		Conventional	10.1988 > 05.1992		CA1000	CB950	CC900	0,25
M 3.8		Conventional	03.1992 > 09.1995		CA1000	CB950		0,25
524 td	D	Conventional	03.1988 > 09.1995			CB802		0,25
525 td, 525 tds	D	Conventional	09.1991 > 09.1995			CB802		0,25
5 (E39)								
520 i		Conventional	01.1996 > 06.2003		CA770	CB740	CC700	0,35
523 i		Conventional	11.1995 > 09.2000		CA770	CB740		0,35
525 i		Conventional	09.2000 > 06.2003		CA770	CB740		0,35
528 i		Conventional	11.1995 > 09.2000		CA722	CB712		0,35
530 i		Conventional	09.2000 > 06.2003			CB852		0,35
535 i		Conventional	04.1996 > 06.2003			CB852		0,35
540 i		Conventional	04.1996 > 06.2003			CB852		0,35
M 4.9, M 5.0		Conventional	10.1998 > 06.2003	CK950		CB1100		0,35
520 d	D	Conventional	02.2000 > 06.2003		CA1000	CB950		0,50
525 d, 525 td	D	Conventional	01.1997 > 06.2003		CA1000	CB950		0,35
525 tds	D	Conventional	01.1996 > 06.2003			CB852		0,35
530 d	D	Conventional	08.1998 > 06.2003		CA1000	CB950		0,35
5 (E60)								
520 i		Start-Stop	04.2006 > 03.2010	CK800				0,45
520 i		Conventional	07.2003 > 03.2010		CA900	CB800		0,45
523 i		Conventional	07.2005 > 03.2010		CA1000	CB950		0,35
525 i, 525 xi		Conventional	09.2003 > 03.2010		CA1000	CB950		0,35
525 i xDrive		Conventional	09.2008 > 03.2010	CK800				0,35
530 i, 530 xi		Conventional	07.2003 > 03.2010		CA1000	CB950		0,35

*podany czas wymiany należy traktować jako orientacyjny

Znalazłeś błąd w tabeli? Chciałbyś zaproponować inne zastosowanie? Czekamy na Twoje propozycje: pl.ekspert@eu.exide.com

Marka i model					Start-Stop	Tradycyjne			
						Futura	Plus	Standard	(hour)*
BMW									
5 (E60)									
530 i xDrive		Conventional	09.2008 > 03.2010	CK800					0,35 B
540 i (L6 3.0L)		Conventional	08.2005 > 03.2010		CA1000	CB950			0,35 B
540 i		Conventional	07.2005 > 03.2010	CK950		CB1100			0,35 B
545 i		Conventional	09.2003 > 03.2010	CK950		CB1100			0,35 B
550 i		Conventional	07.2005 > 03.2010	CK950		CB1100			0,35 B
M		Conventional	09.2004 > 03.2010	CK950		CB1100			0,35 B
520 d	D	Conventional	09.2005 > 03.2010		CA900	CB800			0,35 B
520 d	D	Start-Stop	09.2007 > 03.2010	CK800					0,35 B
525 d, 525 xd	D	Conventional	06.2004 > 03.2010	CK950		CB1100			0,35 B
525 d xDrive	D	Conventional	09.2008 > 03.2010	CK950					0,35 B
530 d, 530 xd, 530 d xDrive	D	Conventional	07.2003 > 03.2010	CK950		CB1100			0,35 B
535 d	D	Conventional	09.2004 > 03.2010	CK950		CB1100			0,35 B
Models with Auxiliary / Backup Battery				>	CK151				
5 (F10)									
520 i		Start-Stop	09.2011 >	CK950					0,30 B
523 i		Conventional	03.2010 >	CK950					0,30 B
528 i (L6 3.0L)		Conventional	03.2010 >	CK950					0,30 B
528 i (L4 2.0L), 528 i xDrive		Start-Stop	09.2011 >	CK950					0,30 B
530 i		Conventional	09.2011 >	CK800					0,30 B
535 i		Conventional	03.2010 >	CK950					0,30 B
535 i xDrive		Start-Stop	03.2010 >	CK800					0,30 B
550 i, 550 i xDrive (300kW)		Conventional	03.2010 >	CK950					B
550 i (330kW), 550 i xDrive		Start-Stop	05.2013 >	CK950					B
ActiveHybrid		Start-Stop	09.2011 >	CK950					B
M		Start-Stop	06.2011 >	CK1050					B
518 d	D	Start-Stop	01.2013 >	CK950					0,30 B
520 d	D	Start-Stop	03.2010 >	CK950					0,30 B
520 d xDrive	D	Start-Stop	02.2013 >	CK950					0,30 B
525 d (L6 3.0L)	D	Conventional	03.2010 >	CK950					0,30 B
525 d, 525 d xDrive	D	Start-Stop	09.2011 >	CK950					0,30 B
530 d	D	Start-Stop	03.2010 >	CK950					0,30 B
530 d, 530 d xDrive	D	Start-Stop	09.2011 >	CK950					0,30 B
535 d	D	Conventional	09.2010 >	CK950					0,30 B
535 d, 535 d xDrive	D	Start-Stop	09.2011 >	CK950					0,30 B
M 550 d xDrive	D	Conventional	01.2012 >	CK950					0,30 B
5 GRAN TURISMO (F07)									
535 i, 535 i xDrive		Conventional	10.2009 >	CK950					B
550 i, 550 i xDrive (300kW)		Conventional	10.2009 >	CK950					B
550 i (330kW)		Start-Stop	05.2012 >	CK950					B
550 i xDrive (330kW)		Start-Stop	05.2012 >	CK1050					B
520 d	D	Start-Stop	10.2011 >	CK1050					B
530 d	D	Start-Stop	10.2009 >	CK950					B
530 d xDrive (180kW)	D	Conventional	09.2010 >	CK950					B
530 d xDrive (190kW)	D	Start-Stop	10.2009 >	CK1050					B
535 d	D	Start-Stop	02.2012 >	CK950					B
535 d, 535 d xDrive	D	Conventional	09.2010 >	CK950					B
535 d xDrive (230kW)	D	Start-Stop	02.2012 >	CK1050					B
5 Touring (E34)									
518 g, 518 i		Conventional	03.1993 > 06.1996		CA640	CB620	CC550		
520 i		Conventional	11.1991 > 01.1997		CA612	CB602	CC542	0,25	
525 i, 525 ix		Conventional	11.1991 > 01.1997		CA722	CB712	CC652	0,25	
530 i V8		Conventional	09.1992 > 01.1997			CB852		0,25	
540 i		Conventional	09.1993 > 01.1997		CA722	CB712	CC652	0,25	
M 3.8		Conventional	09.1994 > 01.1997		CA1000	CB950		0,25	
525 td, 525 tds	D	Conventional	12.1991 > 01.1997			CB802		0,25	

*podany czas wymiany należy traktować jako orientacyjny

Znalazłeś błąd w tabeli? Chciałbyś zaproponować inne zastosowanie? Czekamy na Twoje propozycje: pl.ekspert@eu.exide.com

Tabele zastosowań

Marka i model
Start-Stop
Tradycyjjne
Futura Plus Standard
(godziny)* s. 207

BMW							
5 Touring (E39)							
520 i		Conventional	01.1997 > 05.2004		CA722	CB712	0,35
523 i		Conventional	01.1997 > 09.2000		CA722	CB712	0,35
525 i		Conventional	09.2000 > 05.2004		CA722	CB712	0,35
528 i		Conventional	01.1997 > 09.2000		CA722	CB712	0,35
530 i		Conventional	09.2000 > 05.2004			CB802	0,35
540 i		Conventional	01.1997 > 05.2004		CA1000	CB950	0,35
520 d	D	Conventional	02.2000 > 09.2003		CA1000	CB950	0,50
525 d, 525 tds	D	Conventional	03.1997 > 05.2004		CA1000	CB950	0,35
530 d	D	Conventional	08.1998 > 05.2004		CA1000	CB950	0,35
5 Touring (E61)							
520 i		Start-Stop	07.2007 >	CK950			0,45 B
520 i		Conventional	09.2007 >		CA900	CB800	0,45 B
523 i		Conventional	07.2005 >		CA900	CB800	0,35 B
525 i, 525 xi		Conventional	06.2004 >		CA1000	CB950	0,35 B
525 i xDrive		Conventional	09.2008 >	CK950			0,35 B
530 i, 530 xi		Conventional	06.2004 >		CA1000	CB950	0,35 B
530 i xDrive		Conventional	09.2008 >	CK950			0,35 B
545 i		Conventional	06.2004 >	CK950		CB1100	0,35 B
550 i		Conventional	07.2005 >	CK950		CB1100	0,35 B
M		Conventional	02.2007 >	CK950		CB1100	0,35 B
520 d	D	Start-Stop	07.2005 >	CK950			0,35 B
520 d	D	Conventional	07.2005 >		CA1000	CB950	0,35 B
525 d	D	Conventional	06.2004 >	CK950		CB1100	0,35 B
525 d xDrive	D	Conventional	09.2008 >	CK950			0,35 B
525 xd	D	Conventional	01.2007 >		CA1000	CB950	0,35 B
530 d, 530 d xDrive, 530 xd	D	Conventional	06.2004 >	CK950		CB1100	0,35 B
535 d	D	Conventional	09.2004 >	CK950		CB1100	0,35 B
Models with Auxiliary / Backup Battery			>	CK151			
5 Touring (F11)							
520 i		Start-Stop	09.2011 >	CK950			B
523 i		Conventional	09.2010 >	CK950			B
528 i (L6 3.0L)		Conventional	09.2010 >	CK950			B
528 i (L4 2.0L), 528 i xDrive		Start-Stop	09.2011 >	CK950			B
530 i		Conventional	09.2011 >	CK950			B
535 i, 535 i xDrive		Conventional	09.2010 >	CK950			B
550 i (300kW)		Conventional	09.2010 >	CK950			B
550 i (330kW)		Start-Stop	05.2013 >	CK950			B
518 d	D	Start-Stop	01.2013 >	CK950			B
520 d, 520 d xDrive	D	Start-Stop	09.2010 >	CK950			B
520 d, 520 d xDrive	D	Start-Stop	02.2013 >	CK950			B
525 d (L6 3.0L)	D	Conventional	09.2010 >	CK950			B
525 d (L4 2.0L), 525 d xDrive	D	Start-Stop	09.2011 >	CK950			B
530 d, 530 d xDrive	D	Start-Stop	09.2010 >	CK950			B
535 d, 535 d xDrive	D	Start-Stop	09.2010 >	CK950			B
M 550 d xDrive	D	Start-Stop	01.2012 >	CK950			B
6 (E63)							
630 i		Conventional	09.2004 >			CB1100	0,35 B
645 Ci		Conventional	01.2004 >			CB1100	0,35 B
650 i		Conventional	07.2005 >	CK950		CB1100	0,35 B
M		Conventional	09.2005 >	CK950		CB1100	0,35 B
635 d	D	Conventional	07.2007 >	CK950		CB1100	0,35 B
Models with Auxiliary / Backup Battery			>	CK151			
6 Convertible (E64)							
630 i		Conventional	09.2004 >			CB1100	0,35 B
645 Ci		Conventional	04.2004 >			CB1100	0,35 B
650 i		Conventional	07.2005 >	CK950		CB1100	0,35 B

*podany czas wymiany należy traktować jako orientacyjny

Znalazłeś błąd w tabeli? Chciałbyś zaproponować inne zastosowanie? Czekamy na Twoje propozycje: pl.ekspert@eu.exide.com

Marka i model					Start-Stop	Tradycyjjne			
					Futura	Plus	Standard	(hour)*	s. 207
BMW									
6 Convertible (E64)									
M		Conventional	07.2006 >	CK950		CB1100		0,35	B
635 d	D	Conventional	07.2007 >		CA900	CB800		0,35	B
Models with Auxiliary / Backup Battery			>	CK151					
6 Coupe (F13)									
640 i, 640 i xDrive		Start-Stop	11.2010 >	CK950					B
650 i (330kW), 650 i xDrive		Start-Stop	10.2011 >	CK1050					B
650 i (300kW), 650 i xDrive		Start-Stop	11.2010 >	CK950					B
M		Start-Stop	01.2012 >	CK1050					B
640 d, 640 d xDrive	D	Start-Stop	11.2010 >	CK950					B
6 Convertible (F12)									
640 i, 640 i xDrive		Start-Stop	03.2011 >	CK950					B
650 i (300kW), 650 i xDrive		Conventional	03.2011 >	CK950					B
650 i (330kW), 650 i xDrive		Start-Stop	10.2011 >	CK1050					B
M		Start-Stop	01.2012 >	CK1050					B
640 d, 640 d xDrive	D	Start-Stop	09.2011 >	CK950				0,30	B
6 Gran Coupe (F06)									
640 i, 640 i xDrive		Start-Stop	11.2010 >	CK950					B
650 i, 650 i xDrive		Start-Stop	11.2011 >	CK1050					B
M		Start-Stop	12.2012 >	CK1050					B
640 d, 640 d xDrive	D	Start-Stop	11.2010 >	CK950					B
7 (E32)									
730 i,iL, 730 i,iL V8		Conventional	12.1986 > 09.1994		CA770	CB740	CC700	0,25	
735 i,iL		Conventional	09.1986 > 09.1992			CB802		0,25	
740 i,iL V8		Conventional	04.1992 > 09.1994			CB802		0,25	
750 i,iL V12		Conventional	09.1987 > 09.1994			CB802		0,50	
7 (E38)									
728 i,iL, 728i X		Conventional	08.1995 > 11.2001		CA770	CB740		0,25	
730 i,iL		Conventional	10.1994 > 11.2001		CA770	CB740		0,50	
735 i,iL		Conventional	01.1996 > 11.2001		CA770	CB740		0,25	
740 i,iL		Conventional	10.1994 > 11.2001		CA770	CB740		0,50	
750 i,iL		Conventional	12.1994 > 11.2001		CA770	CB740		0,50	
725 tds	D	Conventional	04.1996 > 11.2001		CA1000	CB950		0,50	
730 d	D	Conventional	08.1998 > 11.2001		CA1000	CB950		0,25	
740 d	D	Conventional	05.1999 > 11.2001		CA1000	CB950		0,25	
7 (E65, E66)									
730 i,Li		Conventional	03.2003 >	CK950		CB1100		0,45	B
735 i,Li		Conventional	11.2001 >	CK950		CB1100		0,45	B
740 i,Li		Conventional	07.2005 >	CK950		CB1100		0,45	B
745 i,Li		Conventional	11.2001 >	CK950		CB1100		0,45	B
750 i,Li		Conventional	07.2005 >	CK950		CB1100		0,45	B
760 i,Li		Conventional	01.2003 >	CK950		CB1100		0,45	B
730 d, 730 Ld	D	Conventional	10.2002 >	CK950		CB1100		0,45	B
740 d	D	Conventional	10.2002 >	CK950		CB1100		0,45	B
745 d	D	Conventional	03.2005 >	CK950		CB1100		0,45	B
Models with Auxiliary / Backup Battery			>	CK151					
7 (F01, F02, F03, F04)									
730 i		Conventional	06.2008 >	CK950					B
740 i		Conventional	10.2008 >	CK950					B
740 i		Start-Stop	07.2012 >	CK950					B
750 i (300kW), 750 i xDrive		Conventional	10.2008 >	CK950					B
750 i (330kW)		Start-Stop	10.2012 >	CK950					B
750 i xDrive (330kW)		Start-Stop	10.2012 >	CK1050					B
760 i		Conventional	09.2009 >	CK950					B
ActiveHybrid		Hybrid	10.2010 >	CK950					B
730 d	D	Start-Stop	07.2009 >	CK950					B
730 d xDrive	D	Start-Stop	07.2012 >	CK1050					B

*podany czas wymiany należy traktować jako orientacyjny

Znalazłeś błąd w tabeli? Chciałbyś zaproponować inne zastosowanie? Czekamy na Twoje propozycje: pl.ekspert@eu.exide.com

Tabele zastosowań

Marka i model      Tradycyjne  Futura Plus Standard  (godziny)*  s. 207

BMW									
7 (F01, F02, F03, F04)									
740 d, 740 d xDrive	D	Conventional	09.2009 >	CK950					B
740 d, 740 d xDrive	D	Start-Stop	07.2012 >	CK950					B
750 d xDrive	D	Start-Stop	07.2012 >	CK1050					B
8 (E31)									
840 Ci, 840 i		Conventional	02.1993 > 12.1999		CA722	CB712	CC652	0,25	
850 i,Ci		Conventional	04.1990 > 12.1999		CA722	CB712	CC652	0,25	
850 CSi		Conventional	04.1993 > 12.1996		CA722	CB712	CC652	0,25	
X1 (E84)									
sDrive 18 i		Start-Stop	03.2009 >	CK700					B
sDrive 20 i		Start-Stop	09.2011 >	CK800					B
xDrive 25 i		Conventional	01.2010 >	CK800					B
xDrive 28 i		Start-Stop	10.2009 >	CK800					B
sDrive 16 d	D	Start-Stop	04.2012 >	CK800					B
sDrive 18 d	D	Start-Stop	03.2009 >	CK800					B
sDrive 18 d	D	Conventional	03.2009 >		CA770	CB740			B
xDrive 18 d	D	Start-Stop	03.2009 >	CK800					B
xDrive 18 d	D	Conventional	10.2009 >		CA770	CB740			B
sDrive 20 d	D	Conventional	10.2009 >		CA770	CB740			B
sDrive 20 d	D	Start-Stop	10.2009 >	CK800					B
xDrive 20 d	D	Conventional	10.2009 >		CA770	CB740			B
xDrive 20 d	D	Start-Stop	10.2009 >	CK800					B
xDrive 20 d	D	Start-Stop	10.2009 >	CK800					B
xDrive 23 d	D	Start-Stop	10.2009 >	CK800					B
xDrive 25 d	D	Start-Stop	10.2009 >	CK800					B
X3 (E83)									
2.0 i		Conventional	07.2005 >		CA640	CB620		0,25	B
2.5 i		Conventional	01.2004 >		CA900	CB800		0,25	B
2.5 si, 2.5 si xDrive		Conventional	07.2006 >		CA900	CB800		0,25	B
3.0 i xDrive		Conventional	01.2004 >		CA900	CB800		0,25	B
3.0 si		Conventional	09.2006 >		CA900	CB800		0,25	B
2.0 d	D	Conventional	10.2004 >		CA900	CB800		0,25	B
3.0 d	D	Conventional	01.2004 >		CA1000	CB950		0,25	B
3.0 sd	D	Conventional	09.2006 >		CA1000	CB950		0,25	B
xDrive 20 i		Conventional	09.2008 >		CA640	CB620		0,25	B
xDrive 25 i		Conventional	09.2008 >		CA900	CB800		0,25	B
xDrive 30 i		Conventional	09.2008 >		CA900	CB800		0,25	B
xDrive 18 d	D	Conventional	09.2008 >		CA900	CB800		0,25	B
xDrive 20 d	D	Start-Stop	09.2008 >	CK800				0,25	B
xDrive 20 d	D	Conventional	09.2008 >		CA900	CB800		0,25	B
xDrive 30 d	D	Start-Stop	09.2008 >	CK800				0,25	B
xDrive 30 d	D	Start-Stop	09.2008 >	CK950				0,25	B
xDrive 35 d	D	Start-Stop	09.2008 >	CK950				0,25	B
xDrive 35 d	D	Conventional	09.2008 >		CA1000	CB950		0,25	B
X3 (F25)									
xDrive 20 i		Start-Stop	09.2011 >	CK950					B
xDrive 28 i (3.0L)		Conventional	04.2011 >	CK800					B
xDrive 28 i (2.0L)		Conventional	08.2011 >	CK800					B
xDrive 28 i		Start-Stop	05.2013 >	CK950					B
xDrive 35 i		Start-Stop	09.2010 >	CK800					B
xDrive 35 i		Start-Stop	05.2013 >	CK950					B
sDrive 18d	D	Start-Stop	08.2011 >	CK800					B
sDrive 18d	D	Start-Stop	05.2013 >	CK950					B
xDrive 20 d	D	Start-Stop	09.2010 >	CK800					B
xDrive 20 d	D	Start-Stop	09.2010 >	CK950					B
xDrive 30 d	D	Start-Stop	05.2011 >	CK800					B
xDrive 30 d	D	Start-Stop	05.2013 >	CK950					B
xDrive 35 d	D	Start-Stop	09.2011 >	CK950					B

*podany czas wymiany należy traktować jako orientacyjny

Znalazłeś błąd w tabeli? Chciałbyś zaproponować inne zastosowanie? Czekamy na Twoje propozycje: pl.ekspert@eu.exide.com

Marka i model		Start-Stop		Tradycyjne		Futura		Plus		Standard		[hour]*		i s. 207	
BMW															
X4 (F26)															
xDrive 20i		Start-Stop	06.2014 >	CK950											B
xDrive 28i		Start-Stop	06.2014 >	CK950											B
xDrive 35i		Start-Stop	06.2014 >	CK950											B
xDrive 20d	D	Start-Stop	06.2014 >	CK950											B
xDrive 30d	D	Start-Stop	06.2014 >	CK950											B
xDrive 35d	D	Start-Stop	06.2014 >	CK950											B
X5 (E53)															
3.0 i		Conventional	05.2000 >		CA900	CB800					0,35				B
4.4 i		Conventional	05.2000 >		CA1000	CB950					0,45				B
4.6 is		Conventional	02.2002 >		CA1000	CB950					0,45				B
4.8 is		Conventional	04.2004 >		CA1000	CB950					0,45				B
3.0 d	D	Conventional	05.2001 >		CA1000	CB950					0,35				B
X5 (E70)															
3.0 si		Conventional	02.2007 > 09.2008		CA900	CB800					0,60				B
4.8 i		Conventional	02.2007 > 09.2008		CA1000	CB950					0,60				B
M		Conventional	09.2009 >	CK1050											B
3.0 d	D	Conventional	02.2007 > 09.2008	CK950							0,60				B
3.0 d	D	Conventional	02.2007 > 09.2008		CA1000	CB950					0,60				B
3.0 sd	D	Start-Stop	09.2007 > 09.2008	CK950							0,60				B
3.0 sd	D	Conventional	09.2007 > 09.2008		CA1000	CB950					0,60				B
M 50 d	D	Start-Stop	08.2011 >	CK1050											B
xDrive 30 i		Conventional	09.2008 > 03.2010	CK950							0,35				B
xDrive 35 i		Conventional	09.2010 >	CK950							0,60				B
xDrive 48 i		Conventional	09.2008 >	CK950							0,60				B
xDrive 50 i		Conventional	06.2010 >	CK950							0,60				B
xDrive 30 d	D	Start-Stop	09.2008 >	CK950							0,60				B
xDrive 35 d	D	Start-Stop	09.2008 >	CK950							0,60				B
xDrive 40 d	D	Start-Stop	09.2010 >	CK950							0,60				B
Models with Auxiliary / Backup Battery			>	CK151											
X5 (F15)															
xDrive 35 i		Start-Stop	01.2013 >	CK950											
xDrive 50 i		Start-Stop	05.2013 >	CK1050											
sDrive 25 d	D	Start-Stop	01.2013 >	CK950											
xDrive 25 d	D	Start-Stop	01.2013 >	CK950											
xDrive 30 d	D	Start-Stop	05.2013 >	CK950											
xDrive 40 d	D	Start-Stop	12.2013 >	CK950											
M 50 d	D	Start-Stop	05.2013 >	CK1050											
X6 (E71, E72)															
35 i		Conventional	05.2008 >	CK950							0,60				B
50 i		Conventional	05.2008 >	CK950							0,60				B
ActiveHybrid		Hybrid	10.2010 >	CK950											B
M		Conventional	09.2009 >	CK1050											B
30 d	D	Conventional	05.2008 >	CK950							0,60				B
35 d	D	Conventional	05.2008 >	CK950							0,60				B
M 50 d	D	Start-Stop	08.2011 >	CK1050											B
xDrive 35 i		Conventional	09.2008 >	CK1050							0,60				B
xDrive 35 i		Conventional	08.2009 >	CK950							0,60				B
xDrive 50 i		Conventional	09.2008 >	CK1050							0,60				B
xDrive 50 i		Conventional	08.2009 >	CK950							0,60				B
xDrive 30 d	D	Start-Stop	09.2008 >	CK950							0,60				B
xDrive 35 d	D	Conventional	09.2008 >	CK950							0,60				B
xDrive 40 d	D	Start-Stop	10.2010 >	CK1050							0,60				B
Models with Auxiliary / Backup Battery			>	CK151											
Z1															
2.5		Conventional	06.1988 > 06.1991		CA612	CB602		CC542							

*podany czas wymiany należy traktować jako orientacyjny

Znalazłeś błąd w tabeli? Chciałbyś zaproponować inne zastosowanie? Czekamy na Twoje propozycje: pl.ekspert@eu.exide.com



BMW > Cadillac

Marka i model					Start-Stop	Tradycyjne			
						Futura	Plus	Standard	(godziny)*
BMW									
Z3 (E36)									
1.8		Conventional	10.1995 > 10.1998			CA640	CB620	CC550	0,25
1.9		Conventional	10.1995 > 01.2003			CA770	CB740	CC700	0,25
2.0		Conventional	04.1999 > 01.2003			CA770	CB740	CC700	0,25
2.2		Conventional	08.2000 > 01.2003			CA770	CB740	CC700	0,25
2.8		Conventional	01.1996 > 07.2000			CA640	CB620		0,25
3.0		Conventional	06.2000 > 01.2003			CA770	CB740	CC700	0,25
M 3.2		Conventional	03.1997 > 01.2003			CA770	CB740	CC700	0,25
Z3 Coupe (E36)									
2.8		Conventional	07.1997 > 06.2000			CA770	CB740	CC700	0,25
3.0		Conventional	06.2000 > 06.2003			CA770	CB740	CC700	0,25
M		Conventional	02.1998 > 06.2003			CA770	CB740	CC700	0,25
Z4 (E85)									
2.0 i		Conventional	04.2005 >			CA640	CB620		0,25 B
2.2 i		Conventional	10.2003 >			CA640	CB620		0,25 B
2.5 i, 2.5 si		Conventional	02.2003 >			CA770	CB740		0,25 B
3.0 i, 3.0 si		Conventional	02.2003 >			CA770	CB740		0,25 B
M		Conventional	03.2006 >			CA770	CB740		0,25 B
Z4 (E89)									
sDrive 18 i		Start-Stop	04.2013 >		CK700				B
sDrive 20 i		Start-Stop	09.2011 >		CK800				B
sDrive 23 i		Conventional	05.2009 >		CK700				B
sDrive 28 i		Start-Stop	09.2011 >		CK800				B
sDrive 30 i		Conventional	05.2009 >		CK700				B
sDrive 35 i, sDrive 35 is		Conventional	05.2009 >		CK700				B
Z4 Coupe (E86)									
3.0 si		Conventional	03.2006 >			CA640	CB620		0,25 B
M		Conventional	03.2006 >			CA640	CB620		0,25 B
Z8 (E52)									
4.9		Conventional	06.2000 > 06.2003			CA1000	CB950		
CADILLAC									
BLS									
2.0 T, 2.0 T AWD, 2.0 T Flexpower		Conventional	04.2006 >			CA770	CB740		
2.8 T, 2.8 T AWD		Conventional	04.2006 >			CA770	CB740		
1.9 D	D	Conventional	04.2006 >			CA770	CB740		
CTS									
2.6		Conventional	03.2002 > 09.2007			CA755	CB705		0,20
2.8		Conventional	03.2005 > 09.2007			CA755	CB705		0,20
2.8		Conventional	01.2008 >			CA770	CB740		0,20
3.0, 3.0 AWD		Conventional	01.2008 >			CA770	CB740		0,20
3.2		Conventional	03.2002 > 09.2007			CA755	CB705		0,20
3.6		Conventional	03.2005 > 09.2007			CA755	CB705		0,20
3.6, 3.6 AWD		Conventional	01.2008 >			CA770	CB740		0,20
5.7 V8		Conventional	03.2005 > 09.2007				(EB608)		B
6.2		Conventional	01.2009 >			CA770	CB740		
DEVILLE									
4.6, 4.6 Concours		Conventional	10.1993 > 09.1999				(EB758)		
4.6 DHS, 4.6 DTS		Conventional	10.1999 > 09.2004				(EB758)		
4.9, 4.9 Touring		Conventional	10.1990 > 09.1995				(EB758)		
DTS									
4.6		Conventional	06.2005 >				(EB758)		
ELDORADO Coupe									
4.5		Conventional	10.1987 > 09.1989				(EB758)		
4.6		Conventional	09.1991 > 09.2002			CA755	CB705		
4.9		Conventional	10.1990 > 09.1991				(EB758)		
ESCALADE									
5.8		Conventional	10.1998 > 10.2006			CA755	CB705		

*podany czas wymiany należy traktować jako orientacyjny

Znalazłeś błąd w tabeli? Chciałbyś zaproponować inne zastosowanie? Czekamy na Twoje propozycje: pl.ekspert@eu.exide.com

Marka i model					Start-Stop	Tradycyjjne	Futura	Plus	Standard	(hour)*	s. 207
CADILLAC											
ESCALADE											
6.0			Conventional	06.2001 > 09.2006				(EB608)			
6.0 HYBRID			Conventional	11.2010 >		CA770		CB740			
6.2			Conventional	10.2006 >				(EB758)			
6.2 FLEXFUEL			Conventional	10.2006 >		CA770		CB740			
SEVILLE (6K_)											
4.6			Conventional	06.1992 > 09.1997				(EB758)			
SEVILLE											
4.6, 4.6 SLS V8, 4.6 STS V8			Conventional	09.1997 > 09.2004		CA755		CB705			
SRX											
2.8, 2.8 AWD			Conventional	01.2009 >		CA770		CB740			
3.0, 3.0 AWD			Conventional	01.2009 >		CA770		CB740			
3.6, 3.6 AWD			Conventional	07.2004 >		CA770		CB740			
4.6			Conventional	07.2004 > 12.2008		CA770		CB740			
STS											
3.6, 3.6 AWD			Conventional	05.2008 >		CA770		CB740			
4.4 Kompresor, 4.4 Kompresor AWD			Conventional	09.2005 >							
4.6, 4.6 AWD			Conventional	05.2008 >		CA770		CB740			
XLR											
4.4			Conventional	03.2004 > 09.2009		CA612		CB602			
4.6			Conventional	03.2004 > 09.2009		CA612		CB602			
CARBODIES											
FX FAIRWAY											
2.7 TD	D		Conventional	01.1987 >				CG1101			
CATERHAM											
21											
1.6 i, 1.6 i Supersport			Conventional	10.1994 >				Y60-N30-A			
1.8, 1.8 i, 1.8 VVTi			Conventional	04.1997 > 08.2002				Y60-N30-A			
2.0			Conventional	08.1995 > 12.2002				Y60-N30-A			
SUPER SEVEN (CF)											
1.4, 1.4 i			Conventional	04.1991 >				Y60-N30-A			
1.6, 1.6 i, 1.6 Turbo			Conventional	01.1990 >				Y60-N30-A			
1.7			Conventional	01.1990 > 12.1995				Y60-N30-A			
1.8, 1.8 16 V, 1.8 i, 1.8 VVTi Super Sport			Conventional	04.1997 > 09.2004				Y60-N30-A			
2.0, 2.0 i, R400, R500, 2.0 Rally, 2.0 Turbo R500			Conventional	01.1990 >				Y60-N30-A			
2.3 CSR			Conventional	01.2005 >				Y60-N30-A			
CHEVROLET											
ALERO											
2.2			Conventional	12.2001 > 09.2004				(EB608)			
2.4 16V			Conventional	03.1999 > 09.2004				(EB608)			
3.4 V6			Conventional	03.1999 > 09.2004				(EB608)			
AVEO (T250, T255)											
1.2, 1.2 LPG			Conventional	03.2006 >				CB605		0,30	
1.4			Conventional	03.2006 >				CB605		0,30	
1.5			Conventional	05.2005 >				CB605		0,30	
1.6			Conventional	05.2005 >				CB605		0,30	
AVEO (T300)											
1.2, 1.2 LPG			Conventional	03.2011 >				CB605			
1.4, 1.4 Turbo			Conventional	03.2011 >				CB605			
1.6			Conventional	03.2011 >				CB605			
1.3 D	D		Start-Stop	07.2011 >	CL600						
BLAZER S10											
4.3 V6 AWD			Conventional	01.1994 > 09.2005				CB741			
CAMARO											
3.6			Conventional	01.2011 >		CA900		CB800			
6.2			Conventional	01.2011 >		CA900		CB800			

*podany czas wymiany należy traktować jako orientacyjny

Znalazłeś błąd w tabeli? Chciałbyś zaproponować inne zastosowanie? Czekamy na Twoje propozycje: pl.ekspert@eu.exide.com

Chevrolet

Marka i model					Start-Stop	Tradycyjne			
						Futura	Plus	Standard	(godziny)*
CHEVROLET									
CAPTIVA (C100, C140)									
2.4, 2.4 4WD		Conventional	06.2006 >				CB605		
2.4 LPG, 2.4 LPG 4WD		Conventional	01.2007 >				CB605		
3.0 4WD		Conventional	01.2010 >			CA755	CB705		
3.2 4WD		Conventional	06.2006 >				CB741		
2.0 D, 2.0 D 4WD	D	Conventional	10.2006 >			CA955	CB955		
2.2 D, 2.2 D 4WD	D	Conventional	03.2011 >			CA955	CB955		
CORVETTE (C4)									
5.7		Conventional	10.1991 > 04.1997				(EB608)		B
CORVETTE (C5)									
5.7		Conventional	04.1997 > 09.2004				(EB608)		B
CORVETTE (C6)									
6.0		Conventional	09.2004 >				CB741		B
6.2		Conventional	02.2008 >				(EB608)		B
6.2 ZR1		Conventional	09.2008 >			CA612			B
Z06 7.0		Conventional	03.2006 >				CB741		B
CRUZE (J300)									
1.4		Start-Stop	07.2013 >	CK700					
1.6		Conventional	05.2009 >				CB621		
1.8, 1.8 LPG		Conventional	05.2009 >				CB621		
1.7 D	D	Conventional	01.2012 >				CB802		
1.7 TD	D	Start-Stop	08.2013 >	CK700					
2.0 CDI	D	Conventional	05.2009 >				CB802		
EPICA (KL1_)									
2.0		Conventional	01.2005 >			CA755	CB705		0,20
2.5		Conventional	06.2006 >			CA755	CB705		0,20
2.0 D	D	Conventional	01.2007 >			CA955	CB955		0,30
EVANDA									
2.0		Conventional	03.2005 >				CB621		0,20
KALOS									
1.2		Conventional	03.2005 >				CB501		0,30
1.4, 1.4 16V		Conventional	03.2005 >				CB501		0,30
LACETTI (J200)									
1.4 16V		Conventional	03.2005 >				CB621		0,20
1.6		Conventional	03.2005 >				CB621		0,20
1.8		Conventional	08.2005 >				CB621		
2.0 D	D	Conventional	01.2007 >			CA755	CB705		
LANOS									
1.4		Conventional	11.2005 >				CB621		
1.5		Conventional	11.2005 >				CB621		
1.6 16V		Conventional	11.2005 >				CB621		
MATIZ (M200, M250)									
0.8, 0.8 LPG		Conventional	03.2005 >				CB356		0,30
1.0, 1.0 LPG		Conventional	03.2005 >				CB356		0,30
NUBIRA									
1.6		Conventional	03.2005 >				CB621		0,20
1.8		Conventional	03.2005 >				CB621		0,20
2.0 D	D	Conventional	01.2007 >			CA755	CB705		
ORLANDO (J309)									
1.4		Conventional	06.2012 >				CB621		
1.8, 1.8 LPG		Conventional	02.2011 >				CB621		
2.0 LPG		Conventional	02.2012 >				CB621		
2.0 D	D	Conventional	02.2011 >				CB802		
REZZO									
1.6		Conventional	03.2005 >				CB621		0,20
2.0		Conventional	08.2005 >				CB621		0,20

*podany czas wymiany należy traktować jako orientacyjny

Znalazłeś błąd w tabeli? Chciałbyś zaproponować inne zastosowanie? Czekamy na Twoje propozycje: pl.ekspert@eu.exide.com

Marka i model					Start-Stop	Tradycyjjne	Futura	Plus	Standard		
										(hour)*	s. 207
CHEVROLET											
SPARK											
0.8			Conventional	09.2000 >				CB356			
1.0 SX			Conventional	05.2005 >				CB356			
1.0 SX			Conventional	06.2009 >				CB357			
SPARK (M300)											
1.0, 1.0 LPG			Conventional	03.2010 >				CB357			
1.2, 1.2 LPG			Conventional	03.2010 >				CB357			
TRAILBLAZER (KC_)											
4.2 AWD			Conventional	09.2001 > 09.2008				(EB608)			
5.3 AWD			Conventional	08.2002 > 09.2008				(EB758)			
TRANS SPORT											
3.4, 3.4 V6, 3.4 V6 AWD			Conventional	08.1996 > 09.2005				(EB608)			
TRAX											
1.4, 1.4 AWD			Start-Stop	12.2012 >	CK700						
1.6, 1.6 AWD			Start-Stop	12.2012 >	CK700						
1.8			Conventional	03.2013 >		CA640		CB620			
1.7 TD, 1.7 TD AWD	D		Start-Stop	12.2012 >	CK700						
CHRYSLER											
300 C (LX)											
2.7			Conventional	09.2004 > 11.2012		CA900	CB800			0,30	
3.5			Conventional	09.2004 > 11.2012		CA900	CB800			0,30	
5.7 SRT8			Conventional	09.2004 > 11.2012		CA900	CB800			0,30	
6.1 SRT8			Conventional	06.2005 > 11.2012		CA900	CB800			0,30	
3.0 CRD, 3.0 V6 CRD	D		Conventional	09.2005 > 11.2012		CA1000	CB950			0,30	
300 C											
3.6			Conventional	07.2011 >		CA900	CB800				
3.0 CRD	D		Conventional	09.2011 >		CA1000	CB950				
300 M (LR)											
2.7 V6 24V			Conventional	11.1998 > 09.2004				CB621			
3.5 V6 24V			Conventional	07.1998 > 09.2004				CB621			
CROSSFIRE											
3.2			Conventional	07.2003 > 12.2007		CA770	CB740			0,30	
SRT-6			Conventional	09.2004 > 12.2007		CA770	CB740			0,30	
GRAND VOYAGER V (RT)											
3.3			Conventional	01.2008 >				CB741			
3.6			Conventional	02.2011 >		CA900	CB800				
3.8			Conventional	10.2007 >				CB741			
2.8 CRD	D		Conventional	10.2007 >	(EK508)						c
LE BARON Coupe											
3.0 i V6			Conventional	01.1990 > 12.1993		CA612	CB602	CC542			
NEON (PL)											
1.8 16V			Conventional	09.1997 > 08.1999				CB621		0,20	
2.0 16V			Conventional	05.1994 > 08.1999				CB621		0,20	
NEON II											
1.6			Conventional	11.2001 > 12.2006		CA530	CB500	CC440			
1.8			Conventional	01.2000 >		CA530	CB500	CC440			
2.0 16V, 2.0 16V R/T			Conventional	10.2001 > 12.2006		CA530	CB500				
PT CRUISER (PT_)											
1.6			Conventional	11.2001 > 12.2010		CA612	CB602			0,30	
2.0			Conventional	06.2000 > 12.2010		CA612	CB602			0,30	
2.4, GT 2.4			Conventional	06.2000 > 12.2010		CA612	CB602			0,30	
2.2 CRD	D		Conventional	03.2002 > 12.2010	(EK508)						c
PT CRUISER Convertible											
2.4, 2.4 GT			Conventional	03.2004 > 03.2008		CA640	CB620			0,30	
SEBRING (JR)											
2.0			Conventional	04.2001 > 06.2007				(EB608)			
2.4			Conventional	04.2001 > 06.2007				(EB608)			

*podany czas wymiany należy traktować jako orientacyjny

Znalazłeś błąd w tabeli? Chciałbyś zaproponować inne zastosowanie? Czekamy na Twoje propozycje: pl.ekspert@eu.exide.com

Marka i model					Start-Stop	Tradycyjne			
						Futura	Plus	Standard	(godziny)*
CHRYSLER									
SEBRING (JR)									
2.7 V6 24V		Conventional	04.2001 > 06.2007				(EB608)		
SEBRING (JS)									
2.0 VVT		Conventional	07.2007 > 12.2010				(EB608)		
2.4 VVT		Conventional	07.2007 > 12.2010				(EB608)		
2.7 VVT		Conventional	07.2007 > 12.2010				(EB608)		
3.5 AWD		Conventional	11.2007 > 12.2010				(EB608)		
2.0 CRD	D	Conventional	07.2007 > 12.2010	(EK508)			(EB608)		
SEBRING Coupe (FJ)									
2.5 LE		Conventional	05.1995 > 09.2000				(EB608)		
STRATUS (JA)									
2.0 16V, 2.0 LE		Conventional	12.1995 >				(EB608)		0,30
2.4 16 V		Conventional	12.1995 >				(EB608)		
2.5 V6, 2.5 LX V6		Conventional	12.1995 >				(EB608)		0,30
STRATUS Convertible (JX)									
2.0 LE		Conventional	06.1996 > 04.2001				(EB608)		0,30
2.5 LX		Conventional	04.1996 > 04.2001				(EB608)		0,30
VIPER									
8.0		Conventional	08.1992 > 12.1998		CA770		CB740		
VOYAGER II (ES)									
2.5 i		Conventional	08.1990 > 09.1995				CB741		0,30
3.0, 3.0 i		Conventional	10.1990 > 09.1995				CB741		0,30
3.3 i, 3.3 i AWD		Conventional	08.1990 > 09.1995				CB741		0,30
2.5 TD	D	Conventional	01.1992 > 09.1995				CB741		0,30
VOYAGER III (GS)									
2.0 i		Conventional	01.1995 > 03.2001				CB741		0,30
2.4 AWD, 2.4 i		Conventional	01.1995 > 03.2001				CB741		0,30
3.0		Conventional	01.1995 > 03.2001				CB741		0,30
3.3 i		Conventional	01.1995 > 03.2001				CB741		0,30
3.8 i AWD		Conventional	01.1995 > 03.2001				CB741		0,30
2.5 TD, 2.5 TDiC AWD	D	Conventional	01.1995 > 03.2001				CB741		0,30
VOYAGER IV (RG, RS)									
2.4		Conventional	02.2000 > 12.2008				CB741		
3.3, 3.3 AWD, 3.3 Flex-Fuel		Conventional	02.2000 > 12.2008				CB741		
3.8, 3.8 AWD		Conventional	02.2000 > 12.2008				CB741		
2.5 CRD	D	Conventional	08.2005 > 12.2008	(EK508)					C
2.8 CRD	D	Conventional	06.2004 > 12.2008	(EK508)					C
CITROËN									
2 CV									
6		Conventional	08.1979 > 07.1990				CB440	CC400	
AX (ZA-)									
1.3 Sport		Conventional	04.1987 > 12.1988				CB500	CC440	0,30
1.4 4x4, 1.4 Allure, 1.4 Gti		Conventional	09.1986 > 12.1996		CA530		CB500	CC440	0,30
1.4 D 4x4	D	Conventional	06.1991 > 07.1992		CA530		CB500	CC440	0,30
10, 10 E		Conventional	07.1986 > 12.1998		CA530		CB500	CC440	0,30
11, 11 4x4, 11 CAT		Conventional	09.1986 > 12.1997		CA530		CB500	CC440	0,30
14, 14 4x4, 14 GT		Conventional	12.1986 > 04.1997		CA530		CB500	CC440	0,30
14 D	D	Conventional	09.1988 > 12.1997		CA530		CB500	CC440	0,30
15 D	D	Conventional	08.1994 > 12.1997		CA640		CB620	CC550	0,30
BERLINGO (MF)									
1.1 i		Conventional	07.1996 >		CA530		CB500	CC440	0,20
1.4, 1.4 i, 1.4 i bivalent		Conventional	07.1996 >		CA530		CB500	CC440	0,20
1.4 GNC		Conventional	11.2002 >		CA530				0,20
1.6 16V		Conventional	10.2000 >		CA530		CB500	CC440	0,20
1.8 i, 1.8 i 4WD		Conventional	04.1997 >		CA640		CB620	CC550	0,20
1.6 HDI 75/ 90/ 110	D	Conventional	07.2005 >		CA640		CB620		0,20
1.8 D	D	Conventional	07.1998 >		CA640		CB620		0,20

*podany czas wymiany należy traktować jako orientacyjny

Znalazłeś błąd w tabeli? Chciałbyś zaproponować inne zastosowanie? Czekamy na Twoje propozycje: pl.ekspert@eu.exide.com

Marka i model				Start-Stop	Tradycyjne		Standard	(hour)*	i s. 207
					Futura	Plus			
CITROËN									
BERLINGO (MF)									
1.9 D, 1.9 D 4WD	D	Conventional	07.1996 >		CA640	CB620		0,20	
2.0 HDi 90, 2.0 HDi 4x4	D	Conventional	12.1999 >		CA770	CB740		0,20	
Electric	EV	Electric	01.1998 >		CA530	CB500		0,20	
BERLINGO II									
1.4		Conventional	03.2009 >		CA530			0,20	
1.6		Conventional	04.2008 >		CA530	CB500		0,20	
1.6 VTi 95/ 120		Conventional	11.2009 >		CA640	CB620		0,20	
1.6 HDi 75/ 90/ 110	D	Conventional	04.2008 >		CA640	CB620		0,20	
1.6 HDi 90	D	Start-Stop	07.2010 >	CK700					
1.6 HDi 90	D	Conventional	07.2010 >		CA640	CB620		0,20	
1.6 HDi 115	D	Conventional	07.2010 >		CA640	CB620		0,20	
BX (XB-)									
1.9 All-wheel Drive		Conventional	02.1992 > 06.1994			CB620	CC550		
1.9 RD 4x4	D	Conventional	01.1987 > 01.1992			CB620	CC550		
11		Conventional	10.1986 > 06.1992			CB500	CC440	0,30	
14, 14 E		Conventional	10.1982 > 02.1993			CB500	CC440	0,30	
15		Conventional	10.1987 > 05.1992			CB500	CC440	0,30	
16, 16 E		Conventional	10.1982 > 02.1993			CB500	CC440	0,30	
19, 19 E, 19 E 4x4, 19 Gti, 19 Gti 16V, 19 Gti 4x4		Conventional	07.1986 > 06.1994			CB620	CC550	0,60	
1.8 D	D	Conventional	10.1985 > 09.1993		CA640	CB620	CC550	0,30	
TRD Turbo	D	Conventional	03.1988 > 02.1993		CA640	CB620	CC550	0,30	
19 D	D	Conventional	09.1983 > 09.1993		CA640	CB620	CC550	0,30	
C1 (PM_, PN_)									
1.0		Conventional	06.2005 >			CB440		0,20	
1.4 HDi	D	Conventional	06.2005 >		CA530	CB500		0,20	
C15 (VD-)									
1.0, 1.0 E		Conventional	10.1984 > 12.1997		CA530	CB500	CC440	0,60	
1.1, 1.1 i		Conventional	10.1984 > 12.1996		CA530	CB500	CC440	0,60	
1.3		Conventional	07.1987 > 05.1988			CB500	CC440	0,60	
1.4, 1.4 E, 1.4 i		Conventional	07.1987 > 12.1996		CA530	CB500	CC440	0,60	
1.8 D	D	Conventional	07.1986 > 12.2000		CA640	CB620		0,60	
1.9 D	D	Conventional	12.2000 > 12.2005		CA640	CB620		0,60	
C2 (JM_)									
1.1		Conventional	09.2003 >		CA530	CB500		0,20	
1.4		Start-Stop	09.2003 >	CL600				0,20	
1.4, 1.4 16V		Conventional	10.2006 >		CA530	CB500		0,20	
1.6, 1.6 VTS		Conventional	09.2003 >		CA530	CB500		0,20	
1.4 HDi	D	Conventional	09.2003 >		CA530	CB500		0,20	
1.6 HDi	D	Conventional	09.2005 >		CA530	CB500		0,20	
C25 (280_, 290_)									
1.8, 1.8 E		Conventional	11.1981 > 01.1994		CA640	CB620	CC550		
2.0, 2.0 E		Conventional	09.1981 > 02.1994		CA640	CB620	CC550	0,30	
1.9 D, 1.9 TD	D	Conventional	07.1987 > 02.1994		CA770	CB740	CC700	0,40	
2.5 D, 2.5 D 4x4, 2.5 D Turbo, 2.5 D Turbo 4x4	D	Conventional	11.1981 > 01.1994		CA1000	CB950	CC900		
C3 (FC_)									
1.1 i		Conventional	02.2002 >		CA530	CB500	CC440	0,20	
1.4 i		Start-Stop	02.2002 >	CL600				0,20	
1.4 i		Conventional	02.2002 >		CA530	CB500		0,20	
1.4 16V, 1.4 i Bivalent		Conventional	02.2002 >		CA530	CB500		0,20	
1.6 16V		Conventional	02.2002 >		CA530	CB500		0,20	
1.4 Hdi, 1.4 16V Hdi	D	Conventional	02.2002 >		CA640	CB620		0,20	
1.6 16V Hdi	D	Conventional	09.2005 >		CA640	CB620		0,20	
C3 II									
1.0 VTi 68		Conventional	08.2012 >		CA530	CB500			
1.1, 1.1 BiFuel		Conventional	11.2009 >		CA530	CB500			
1.2 VTi 82		Conventional	06.2012 >		CA530	CB500			

*podany czas wymiany należy traktować jako orientacyjny

Znalazłeś błąd w tabeli? Chciałbyś zaproponować inne zastosowanie? Czekamy na Twoje propozycje: pl.ekspert@eu.exide.com

Marka i model

Start-Stop

Tradycyjjne

Futura

Plus

Standard

s. 207

CITROËN							
C3 II							
1.4, 1.4 LPG, 1.4 VTi 95		Conventional	11.2009 >		CA530	CB500	
1.6 VTi 120		Conventional	11.2009 >		CA530	CB500	
1.4 HDi 70	D	Start-Stop	11.2009 >	CK700			
1.4 HDi 70	D	Conventional	11.2009 >		CA640	CB620	
1.6 HDi 92	D	Start-Stop	11.2009 >	CK700			
1.6 HDi 92	D	Conventional	11.2009 >		CA640	CB620	
1.6 HDi 90/110	D	Conventional	11.2009 >		CA640	CB620	
1.6 HDi 115	D	Start-Stop	09.2012 >	CK700			
C3 Picasso							
1.4 VTi 95		Conventional	02.2009 >		CA530	CB500	0,20
1.4 VTi 95 LPG		Conventional	01.2012 >		CA640	CB620	0,20
1.6 VTi 120		Conventional	02.2009 >		CA640	CB620	0,20
1.6 HDi	D	Conventional	02.2009 >		CA640	CB620	0,20
1.6 HDi	D	Conventional	02.2009 >		CA640	CB620	0,20
1.6 HDi 90/110	D	Start-Stop	07.2010 >	CK700			
1.6 HDi 90/110	D	Conventional	07.2010 >		CA640	CB620	0,20
1.6 HDi 115	D	Start-Stop	01.2013 >	CK700			
C3 Pluriel (HB_)							
1.4		Conventional	05.2003 >		CA530	CB500	0,20
1.4 Hybrid		Hybrid	05.2005 >		CA640	CB620	0,20
1.6		Conventional	05.2003 >		CA530	CB500	0,20
1.4 HDi	D	Conventional	04.2004 >		CA530	CB500	0,20
C4 (LC_)							
1.4 16V		Conventional	11.2004 >		CA530	CB500	0,40
1.6 16V		Conventional	11.2004 >		CA530	CB500	0,40
1.6 16V Bio-Flex		Conventional	09.2007 >		CA640	CB620	0,40
1.6 VTi 120, 1.6 THP 140/150		Conventional	07.2008 >		CA640	CB620	0,40
2.0 16V		Conventional	11.2004 >		CA640	CB620	0,40
1.6 HDi	D	Conventional	11.2004 >		CA640	CB620	0,40
2.0 HDi	D	Conventional	11.2004 >		CA770	CB740	0,40
C4 (B7)							
1.4 VTi 95		Conventional	11.2009 >		CA530	CB500	
1.6 VTi 120, 1.6 THP 155		Conventional	11.2009 >		CA640	CB620	
1.6 HDi 90 / 110	D	Start-Stop	11.2009 >	CK700			
1.6 HDi 90 / 110	D	Conventional	11.2009 >		CA640	CB620	
1.6 HDi 115	D	Start-Stop	07.2012 >	CK700			
1.6 HDi 115	D	Conventional	07.2012 >		CA640	CB620	
2.0 HDi 150	D	Conventional	11.2009 >		CA770	CB740	
C4 AIRCROSS							
1.6		Start-Stop	04.2012 >	CK700			
1.6 HDi 115, 1.6 HDi 115 AWC	D	Start-Stop	04.2012 >	CK700			
1.8 HDi 150, 1.8 HDi 150 AWC	D	Start-Stop	04.2012 >	CK700			
C4 Picasso (UD_)							
1.6 16V, 1.6 VTi 120		Conventional	07.2008 >		CA640	CB620	
1.6 THP 140/ 1.6 THP 155		Conventional	07.2008 >		CA640	CB620	
1.8 i 16V		Conventional	02.2007 >		CA640	CB620	0,30
2.0 i 16V		Conventional	02.2007 >		CA640	CB620	0,30
1.6 HDi	D	Conventional	02.2007 >		CA640	CB620	0,30
1.6 HDi 110	D	Start-Stop	09.2010 >	CK700			0,30
1.6 HDi 110	D	Conventional	09.2010 >		CA640	CB620	0,30
2.0 HDi 138 / 150 / 165	D	Conventional	02.2007 >		CA770	CB740	0,30
C4 Grand Picasso (UA_)							
1.6 VTi 120		Conventional	07.2008 >		CA640	CB620	0,30
1.6 THP 140/ 150/ 155		Conventional	07.2008 >		CA640	CB620	0,30
1.8 i 16V		Conventional	10.2006 >		CA640	CB620	0,30
2.0 i 16V		Conventional	10.2006 >		CA640	CB620	0,30

*podany czas wymiany należy traktować jako orientacyjny

Znalazłeś błąd w tabeli? Chciałbyś zaproponować inne zastosowanie? Czekamy na Twoje propozycje: pl.ekspert@eu.exide.com



Marka i model					Start-Stop		Tradycyjjne			
					Futura	Plus	Standard	(hour)*		
CITROËN										
C4 Grand Picasso (UA_)										
1.6 HDi		D	Conventional	10.2006 >		CA640	CB620		0,30	
1.6 HDi 110		D	Start-Stop	09.2010 >	CK700				0,30	
1.6 HDi 110		D	Conventional	09.2010 >		CA640	CB620		0,30	
2.0 HDi 138 / 150 / 165		D	Conventional	10.2006 >		CA770	CB740		0,30	
C4 Picasso II										
1.6 VTi 120			Conventional	02.2013 >		CA530	CB500			
1.6 THP 155			Conventional	02.2013 >		CA640	CB620			
1.6 HDi 90		D	Start-Stop	02.2013 >	CK700					
1.6 HDi 90		D	Conventional	02.2013 >		CA640	CB620			
1.6 HDi 115		D	Start-Stop	02.2013 >	CK700					
2.0 BlueHDi 150		D	Start-Stop	09.2013 >	CK700					
C4 Grand Picasso II										
1.6 VTi 120, 1.6 THP 155			Conventional	09.2013 >		CA640	CB620			
1.6 HDi 90		D	Start-Stop	09.2013 >	CK700					
1.6 HDi 115		D	Start-Stop	09.2013 >	CK700					
2.0 BlueHDi 150		D	Start-Stop	09.2013 >	CK700					
C5 (DC_)										
1.8 16V			Conventional	03.2001 > 08.2004		CA640	CB620		0,20	
2.0 16V, 2.0 16V HPi			Conventional	03.2001 > 08.2004		CA640	CB620		0,20	
3.0 V6			Conventional	03.2001 > 08.2004		CA770	CB740		0,20	
2.0 HDi		D	Conventional	03.2001 > 08.2004		CA770	CB740		0,20	
2.2 HDi		D	Conventional	03.2001 > 08.2004		CA770	CB740		0,20	
C5 (RC_)										
1.8 16V			Conventional	09.2004 >		CA640	CB620		0,20	
2.0 16V			Conventional	09.2004 >		CA640	CB620		0,20	
3.0 V6			Conventional	09.2004 >		CA770	CB740		0,20	
1.6 HDi		D	Conventional	09.2004 >		CA640	CB620		0,20	
2.0 HDi		D	Conventional	09.2004 >		CA770	CB740		0,20	
2.2 HDi		D	Conventional	09.2004 >		CA770	CB740		0,20	
C5 (RD_)										
1.6 VTi 120, 1.6 THP 155			Conventional	04.2009 >		CA640	CB620		0,20	
1.8 16V			Conventional	02.2008 >		CA640	CB620		0,20	
2.0 16V			Conventional	02.2008 >		CA640	CB620		0,20	
3.0 V6			Conventional	02.2008 >		CA770	CB740		0,20	
1.6 HDi		D	Conventional	02.2008 >		CA640	CB620		0,20	
1.6 HDi 110		D	Start-Stop	07.2010 >	CK700					
1.6 HDi 110		D	Conventional	07.2010 >		CA640	CB620		0,20	
1.6 HDi 115		D	Start-Stop	01.2012 >	CK700					
1.6 HDi 115		D	Conventional	01.2012 >		CA640	CB620		0,20	
2.0 HDi		D	Conventional	02.2008 >		CA770	CB740		0,20	
2.2 HDi		D	Conventional	02.2008 >		CA770	CB740		0,20	
2.7 HDi		D	Conventional	02.2008 >		CA770	CB740		0,20	
3.0 HDi 240		D	Conventional	04.2009 >	CK950					B
C6 (TD_)										
3.0 V6			Conventional	09.2005 >		CA770	CB740		0,50	
2.2 HDi		D	Conventional	06.2006 >		CA770	CB740		0,50	
2.7 HDi		D	Conventional	09.2005 >		CA770	CB740		0,50	
3.0 HDi		D	Conventional	04.2009 >	CK950					B
C8										
2.0, 2.0 16V			Conventional	07.2002 >		CA640	CB620		0,20	
2.2			Conventional	07.2002 >		CA640	CB620		0,20	
3.0 V6			Conventional	07.2002 >		CA770	CB740		0,20	
2.0 HDi		D	Conventional	07.2002 >		CA770	CB740		0,20	
2.2 HDi		D	Conventional	07.2002 >		CA770	CB740		0,20	
C-CROSSER										
2.0, 2.0 AWD			Conventional	11.2010 >		CA640	CB620		0,30	

Tabele zastosowań

*podany czas wymiany należy traktować jako orientacyjny

Znalazłeś błąd w tabeli? Chciałbyś zaproponować inne zastosowanie? Czekamy na Twoje propozycje: pl.ekspert@eu.exide.com



Marka i model

Start-Stop

Tradycyjjne

Futura

Plus

Standard

i

s. 207

CITROËN							
C-CROSSER							
2.4 16V		Conventional	08.2008 >		CA954	CB954	0,30
2.2 HDi	D	Conventional	02.2007 >		CA954	CB954	0,30
DS3							
1.2 VTi 82		Conventional	01.2013 >		CA530	CB500	
1.4 VTi 95/ LPG		Conventional	11.2009 >		CA530	CB500	
1.6 VTi 120, 1.6 THP 155, 1.6 Racing		Conventional	01.2010 >		CA530	CB500	
1.6 THP 150		Conventional	01.2010 >		CA640	CB620	
1.4 HDi 70	D	Conventional	04.2010 >		CA640	CB620	
1.6 HDi 90 / 110	D	Start-Stop	11.2009 >	CK700			
1.6 HDi 90 / 110	D	Conventional	11.2009 >		CA640	CB620	
1.6 HDi 115	D	Start-Stop	08.2012 >	CK700			
DS3 Convertible							
1.2 VTi 82		Conventional	01.2013 >		CA530	CB500	
1.6 VTi 120		Conventional	01.2013 >		CA530	CB500	
1.6 THP 150 / 155, 1.6 Racing		Conventional	01.2013 >		CA640	CB620	
1.6 HDi 90	D	Start-Stop	01.2013 >	CK700			
DS4							
1.6 VTi 120		Conventional	04.2011 >		CA640	CB620	
1.6 THP		Conventional	04.2011 >		CA640	CB620	
1.6 HDi 90 / 110	D	Start-Stop	04.2011 >	CK700			
1.6 HDi 90 / 110	D	Hybrid	04.2011 >		CA640	CB620	
1.6 HDi 115	D	Start-Stop	08.2012 >	CK700			
2.0 HDi	D	Conventional	04.2011 >		CA770	CB740	
DS5							
1.6 THP		Conventional	11.2011 >		CA640	CB620	
1.6 HDi 110	D	Start-Stop	11.2011 >	CK700			
1.6 HDi 110	D	Conventional	11.2011 >		CA640	CB620	
1.6 HDi 115	D	Start-Stop	06.2012 >	CK700			
2.0 HDi 135	D	Start-Stop	11.2011 >	CK700			
2.0 HDi 135	D	Conventional	11.2011 >		CA770	CB740	
2.0 HDi 135 Hybrid4 4x4	D	Hybrid	12.2011 >		CA770	CB740	
2.0 HDi 165/ Hybrid4 4x4	D	Conventional	11.2011 >		CA770	CB740	
2.0 HDi 180	D	Start-Stop	08.2013 >	CK700			
2.0 HDi 200 Hybrid4	D	Hybrid	12.2011 >	CK700			
EVASION (22, U6)							
1.8		Conventional	02.1996 > 07.2002		CA640	CB620	CC550
2.0, 2.0 16V		Conventional	06.1994 > 07.2002		CA640	CB620	CC550
2.0 Turbo C.T.		Conventional	06.1994 > 07.2002		CA770	CB740	CC700
1.9 TD	D	Conventional	11.1994 > 07.2002		CA770	CB740	CC700
2.0 HDi, 2.0 HDi 16V	D	Conventional	08.1999 > 07.2002		CA770	CB740	CC700
2.1 TD	D	Conventional	05.1996 > 07.2002		CA770	CB740	CC700
JUMPER (230L)							
2.0, 2.0 4x4		Conventional	03.1994 > 04.2002		CA640	CB620	CC550
1.9 D, 1.9 TD	D	Conventional	02.1994 > 04.2002		CA770	CB740	CC700
2.0 HDi	D	Conventional	11.2001 > 04.2002		CA770	CB740	CC700
2.5 D, 2.5 D 4x4, 2.5 DT 4x4, 2.5 TD, 2.5 TDi, 2.5 TDi 4x4	D	Conventional	03.1994 > 04.2002		CA1000	CB950	CC900
2.8 D, 2.8 HDi, 2.8 HDi 4x4	D	Conventional	01.1999 > 02.2002		CA1000	CB950	CC900
JUMPER (244)							
2.0		Conventional	04.2002 >		CA640	CB620	CC550
2.0 HDi	D	Conventional	04.2002 >		CA770	CB740	CC700
2.2 HDi	D	Conventional	04.2002 >		CA770	CB740	CC700
2.8 HDi, 2.8 HDi 4x4	D	Conventional	04.2002 >		CA1000	CB950	CC900
JUMPER							
2.2 HDi 100 / 120	D	Conventional	04.2006 >	CK950		CB1100	0,40
2.2 HDi 110 / 130 / 150	D	Conventional	07.2011 >	CK950		CB1100	0,40
3.0 HDi 145 / 155 / 160 / 180	D	Conventional	09.2006 >			CB1100	0,40

*podany czas wymiany należy traktować jako orientacyjny

Znalazłeś błąd w tabeli? Chciałbyś zaproponować inne zastosowanie? Czekamy na Twoje propozycje: pl.ekspert@eu.exide.com



Marka i model					Start-Stop	Tradycyjne				
						Futura	Plus	Standard	(hour)*	s. 207
CITROËN										
JUMPY (U6U)										
1.6		Conventional	10.1995 >			CA640	CB620		0,30	
2.0, 2.0 i 16V		Conventional	03.2000 > 12.2006			CA640	CB620		0,30	
1.9 D, 1.9 D 70, 1.9 TD, 1.9 DT	D	Conventional	10.1995 >			CA770	CB740		0,30	
2.0 HDi	D	Conventional	10.1999 >			CA770	CB740		0,30	
2.2 HDi	D	Conventional	12.2003 > 10.2006			CA770	CB740		0,30	
JUMPY										
2.0 i		Conventional	01.2007 >			CA640	CB620		0,40	
1.6 HDi 90	D	Conventional	01.2007 >			CA640	CB620		0,40	
2.0 HDi	D	Conventional	01.2007 >			CA770	CB740		0,40	
NEMO										
1.4		Conventional	04.2009 >			CA530	CB500		0,30	
1.3 HDi 75	D	Start-Stop	10.2010 >	CK700					0,30	
1.3 HDi 75	D	Conventional	10.2010 >			CA640	CB620		0,30	
1.4 HDi	D	Conventional	04.2009 >			CA640	CB620		0,30	
SAXO (S0, S1)										
1.0 X		Conventional	05.1996 > 06.2003			CA530	CB500	CC440	0,30	
1.1 X, SX		Conventional	05.1996 > 09.2003			CA530	CB500	CC440	0,30	
1.4 VTS		Conventional	05.1996 > 06.2003			CA530	CB500		0,30	
1.6, 1.6 VTL, VTR, VTS		Conventional	02.1996 > 04.2004			CA530	CB500		0,30	
Electric	EV	Electric	11.1996 > 06.2003				(EB320)			
1.5 D	D	Conventional	09.1996 > 04.2004			CA640	CB620	CC550	0,30	
XANTIA (X1)										
1.6 i		Conventional	03.1993 > 01.1998			CA640	CB620	CC550	0,30	
1.8 i, 1.8 i 16V		Conventional	03.1993 > 01.1998			CA640	CB620	CC550	0,30	
2.0, 2.0 i, 2.0 i 16V, 2.0 Turbo		Conventional	03.1993 > 01.1998				CB620	CC550	0,30	
3.0 i 24V		Conventional	01.1997 > 01.1998			CA770	CB740	CC700	0,30	
1.9 D, 1.9 SD, 1.9 Turbo D	D	Conventional	06.1994 > 01.1998			CA640	CB620		0,30	
2.1 Turbo D 12V	D	Conventional	06.1995 > 01.1998			CA640	CB620		0,30	
XANTIA (X2)										
1.6 i SX		Conventional	01.1998 > 03.2001			CA640	CB620	CC550	0,30	
1.8 i, 1.8 i 16V		Conventional	01.1998 > 04.2003			CA640	CB620	CC550	0,30	
2.0 i, 2.0 i 16V, 2.0 Turbo		Conventional	01.1998 > 04.2003			CA640	CB620	CC550	0,30	
3.0 V6		Conventional	01.1998 > 04.2003			CA770	CB740	CC700	0,30	
1.9 SD, 1.9 Turbo D	D	Conventional	01.1998 > 04.2003			CA640	CB620		0,30	
2.0 HDI	D	Conventional	02.1999 > 04.2003			CA640	CB620		0,30	
2.1 Turbo D 12V	D	Conventional	01.1998 > 02.1999			CA640	CB620		0,30	
XM (Y3)										
2.0, 2.0 i, 2.0 i Turbo		Conventional	05.1989 > 06.1994			CA640	CB620	CC550	0,30	
3.0, 3.0 V6, 3.0 V6 24V		Conventional	05.1989 > 06.1994			CA770	CB740	CC700	0,30	
2.1 D 12V, 2.1 TD 12V	D	Conventional	05.1989 > 06.1994			CA770	CB740	CC700	0,30	
XM (Y4)										
2.0 i 16V, 2.0 Turbo		Conventional	05.1994 > 10.2000			CA640	CB620	CC550	0,30	
3.0 V6, 3.0 V6 24V		Conventional	05.1994 > 10.2000			CA770	CB740	CC700	0,30	
2.1 D12 V SX, 2.1 TD 12V	D	Conventional	05.1994 > 08.1996			CA770	CB740	CC700	0,30	
2.5 TD	D	Conventional	05.1994 > 10.2000			CA770	CB740	CC700	0,30	
XSARA (N1)										
1.4 i		Conventional	04.1997 > 03.2005			CA530	CB500		0,20	
1.6 16V, 1.6 i		Conventional	04.1997 > 03.2005			CA530	CB500		0,20	
1.8 i, 1.8 i 16V, 1.8 i Aut., 1.8 VTS		Conventional	04.1997 > 10.2004			CA530	CB500		0,20	
2.0 16V, 2.0 VTS		Conventional	04.1997 > 03.2005			CA640	CB620	CC550	0,20	
1.4 HDi	D	Conventional	01.2003 > 03.2005			CA640	CB620		0,20	
1.5 D	D	Conventional	04.1997 > 09.2000			CA640	CB620		0,20	
1.8 D, 1.8 TD	D	Conventional	04.1997 > 09.2000			CA640	CB620		0,20	
1.9 D, 1.9 SD, 1.9 TD	D	Conventional	04.1997 > 03.2005			CA640	CB620		0,20	
2.0 HDi	D	Conventional	02.1999 > 03.2005			CA770	CB740		0,20	

*podany czas wymiany należy traktować jako orientacyjny

Znalazłeś błąd w tabeli? Chciałbyś zaproponować inne zastosowanie? Czekamy na Twoje propozycje: pl.ekspert@eu.exide.com

Marka i model					Start-Stop	Tradycyjne			
						Futura	Plus	Standard	(godziny)*
CITROËN									
XSARA PICASSO (N68)									
1.6, 1.6 16V		Conventional	12.1999 >			CA530	CB500		0,30
1.8 16V, 1.8 SX		Conventional	02.2000 >			CA530	CB500		0,30
2.0 16V		Conventional	01.2003 >			CA640	CB620		0,30
1.6 HDi	D	Conventional	05.2004 >			CA640	CB620		0,30
2.0 HDi	D	Conventional	12.1999 >			CA770	CB740		0,30
ZX (N2)									
1.1		Conventional	03.1991 > 06.1997			CA530	CB500	CC440	0,20
1.4, 1.4 i		Conventional	03.1991 > 06.1997			CA530	CB500	CC440	0,20
1.6, 1.6 i		Conventional	03.1991 > 10.1997			CA640	CB620	CC550	0,20
1.8, 1.8 i, 1.8 i 16V		Conventional	07.1992 > 10.1997			CA640	CB620	CC550	0,20
1.9, 1.9 i		Conventional	03.1991 > 06.1997			CA640	CB620	CC550	0,20
2.0, 2.0 i, 2.0 i 16V		Conventional	07.1992 > 10.1997			CA640	CB620	CC550	0,20
1.4 D	D	Conventional	07.1994 > 10.1997			CA640	CB620	CC550	0,20
1.8 D	D	Conventional	06.1993 > 06.1997			CA640	CB620		0,20
1.9 D, 1.9 DT, 1.9 TD	D	Conventional	03.1991 > 06.1997			CA640	CB620		0,20
DACIA									
1210									
1.2		Conventional	06.1983 > 12.1994				CB500	CC440	
1304 Platform/Chassis									
1.2		Conventional	06.1983 > 12.1994				CB500	CC440	
1307 Platform/Chassis									
1.4		Conventional	06.1984 > 11.1994				CB500	CC440	
1309 Pickup									
1.6		Conventional	12.1994 > 08.2001				CB500	CC440	
1309 Platform/Chassis									
1.4		Conventional	09.1990 > 11.1994				CB500	CC440	
1310 Estate									
1.3		Conventional	05.1983 > 07.2004				CB500	CC440	
1.4		Conventional	01.1995 > 07.2004				CB500	CC440	
1310 Saloon (U, X)									
1.3		Conventional	05.1983 > 07.2004				CB500	CC440	
1.4		Conventional	09.1985 > 12.1994				CB500	CC440	
1.4 Classic		Conventional	01.1995 > 07.2004				CB500	CC440	
1.5		Conventional	01.1995 > 07.2004				CB500	CC440	
1410 Estate									
1.4		Conventional	09.1985 > 12.1998				CB500	CC440	
1410 Saloon									
1.4		Conventional	09.1985 > 12.1998				CB500	CC440	
DOKKER									
1.2 TCe		Conventional	11.2012 >			CA530	CB500		
1.6 16V, 1.6 LPG		Conventional	11.2012 >			CA530	CB500		
1.5 dCi	D	Conventional	11.2012 >			CA640	CB620		
DUSTER									
1.2 TCe 125		Conventional	10.2013 >			CA640	CB620		
1.6 16V, 1.6 16V 4x4, 1.6 16V LPG		Conventional	04.2010 >			CA640	CB620		
1.5 dCi, 1.5 dCi 4x4	D	Conventional	04.2010 >			CA640	CB620		
LODGY									
1.2 TCe		Conventional	03.2012 >			CA530	CB500		
1.6, 1.6 LPG		Conventional	03.2012 >			CA530	CB500		
1.5 dCi	D	Conventional	03.2012 >			CA640	CB620		
LOGAN (LS_)									
1.2 16V, 1.2 16V LPG		Conventional	02.2006 >			CA530	CB500	CC440	0,20
1.4, 1.4 MPI LPG		Conventional	09.2004 >			CA530	CB500		0,20
1.6, 1.6 16V, 1.6 MPI 85		Conventional	09.2004 >			CA530	CB500		0,20
1.5 dCi	D	Conventional	09.2005 >			CA612	CB602		0,20

*podany czas wymiany należy traktować jako orientacyjny

Znalazłeś błąd w tabeli? Chciałbyś zaproponować inne zastosowanie? Czekamy na Twoje propozycje: pl.ekspert@eu.exide.com

Marka i model		Start-Stop		Tradycyjjne		Futura		Plus		Standard		i s. 207	
DACIA													
LOGAN II													
TCe 90		Conventional	10.2012 >		CA530	CB500							
1.2, 1.2 LPG		Conventional	10.2012 >		CA530	CB500							
1.5 dCi	D	Conventional	10.2012 >		CA530	CB500							
LOGAN MCV (KS_)													
1.4		Conventional	02.2007 >		CA530	CB500							
1.6, 1.6 16V, 1.6 MPI 85		Conventional	02.2007 >		CA530	CB500							
1.5 dCi	D	Conventional	02.2007 >		CA612	CB602							
LOGAN MCV II													
TCe 90		Conventional	02.2013 >		CA530	CB500							
1.2, 1.2 LPG		Conventional	02.2013 >		CA530	CB500							
1.5 dCi	D	Conventional	02.2013 >		CA530	CB500							
LOGAN Pickup (US_)													
1.4		Conventional	01.2009 >		CA530	CB500							
1.6, 1.6 MPI 85		Conventional	03.2008 >		CA530	CB500							
1.5 dCi	D	Conventional	03.2008 >		CA612	CB602							
NOVA													
1.4		Conventional	04.1996 > 03.2001		CA530	CB500	CC440						
1.6		Conventional	04.1996 > 03.2003		CA530	CB500	CC440						
SANDERO													
1.2 16V, 1.2 16V LPG		Conventional	11.2008 >		CA530	CB500	CC440	0,20					
1.4, 1.4 MPI LPG		Conventional	06.2008 >		CA530	CB500		0,20					
1.6, 1.6 16V, 1.6 MPI 85		Conventional	06.2008 >		CA530	CB500		0,20					
1.5 dCi	D	Conventional	11.2008 >		CA640	CB620		0,20					
SANDERO II													
TCe 90		Conventional	01.2013 >		CA530	CB500							
1.2, 1.2 LPG		Conventional	01.2013 >		CA530	CB500							
1.5 dCi	D	Conventional	01.2013 >		CA640	CB620							
SOLENZA													
1.4		Conventional	02.2003 >		CA530	CB500	CC440						
1.9 D	D	Conventional	02.2003 >		CA640	CB620							
SUPERNOVA													
1.4		Conventional	04.2000 > 03.2003		CA530	CB500	CC440						
DAEWOO													
CIELO													
1.5		Conventional	06.1994 > 07.1998		CA640	CB620	CC550						
ESPERO (KLEJ)													
1.5, 1.5 16V		Conventional	10.1993 > 09.1999		CA640	CB620	CC550						
1.8		Conventional	02.1995 > 06.1999		CA640	CB620	CC550						
2.0		Conventional	10.1991 > 06.1999		CA640	CB620	CC550	0,50					
EVANDA (KLAL)													
2.0		Conventional	08.2002 >			CB621		0,20					
KALOS (KLAS)													
1.2		Conventional	04.2003 >			CB501		0,30					
1.4, 1.4 16V		Conventional	09.2002 >			CB501		0,30					
1.5		Conventional	11.2002 > 12.2004			CB621		0,30					
KORANDO (KJ)													
2.3		Conventional	01.1999 >		CA955	CB955		0,20					
3.2 4x4		Conventional	01.1999 >		CA955	CB955		0,20					
2.3 TDiC 4x4	D	Conventional	03.2000 >		CA955	CB955		0,20					
2.9 D, 2.9 TD	D	Conventional	01.1999 >		CA955	CB955		0,20					
LACETTI (J200)													
1.8 CDX (J200)		Conventional	08.2003 > 12.2004			CB621		0,20					
LACETTI (KLAN)													
1.4		Conventional	02.2004 >			CB621		0,20					
1.6		Conventional	02.2004 >			CB621		0,20					
1.8		Conventional	02.2004 >			CB621		0,20					

*podany czas wymiany należy traktować jako orientacyjny

Znalazłeś błąd w tabeli? Chciałbyś zaproponować inne zastosowanie? Czekamy na Twoje propozycje: pl.ekspert@eu.exide.com

Marka i model					Start-Stop	Tradycyjne			
						Futura	Plus	Standard	(godziny)*
DAEWOO									
LANOS (KLAT)									
1.4		Conventional	05.1997 >				CB621		0,30
1.5		Conventional	05.1997 >				CB621		0,30
1.6 16V		Conventional	05.1997 >				CB621		0,30
LEGANZA (KLAV)									
2.0 16V		Conventional	06.1997 > 04.2004				CB621		0,20
2.2 16V		Conventional	04.1999 > 12.2002				CB621		0,20
LUBLIN II									
2.2		Conventional	05.1998 > 02.2002				CB604		
2.4 D, 2.4 TD	D	Conventional	04.1997 >				CB604		
MATIZ (KLYA)									
0.8		Conventional	09.1998 >				CB356		0,30
1.0		Conventional	01.2003 >				CB356		0,30
MUSSO (FJ)									
2.3		Conventional	01.1999 >			CA955	CB955		0,20
3.2 4x4		Conventional	01.1999 >			CA955	CB955		0,20
2.2 TD	D	Conventional	09.1999 >			CA955	CB955		0,20
2.9 D 4x4, 2.9 TD 4x4	D	Conventional	01.1999 >			CA955	CB955		0,20
NEXIA (KLETN)									
1.5, 1.5 16V		Conventional	02.1995 > 08.1997			CA640	CB620	CC550	0,50
NEXIA									
1.5		Conventional	07.2008 >			CA640	CB620		
1.6		Conventional	07.2008 >			CA640	CB620		
NUBIRA (KLAJ)									
1.5 SE		Conventional	06.1999 > 07.2003				CB621		0,20
1.6 16V		Conventional	05.1997 >				CB621		0,20
1.8		Conventional	04.1997 > 05.1999				CB621		0,20
2.0, 2.0 16V		Conventional	05.1997 >				CB621		0,20
NUBIRA (KLAN)									
1.4		Conventional	10.2003 > 12.2004				CB621		0,20
1.6		Conventional	07.2003 >				CB621		0,20
1.8		Conventional	07.2003 >				CB621		0,20
REXTON (GAB_)									
3.2 V6		Conventional	04.2002 >			CA954	CB954		0,20
2.9 TD	D	Conventional	04.2002 >			CA954	CB954		0,20
REZZO (KLAU)									
1.6, 1.6 SX		Conventional	09.2000 >				CB621		0,20
1.8		Conventional	09.2000 >				CB621		0,20
2.0		Conventional	09.2000 >				CB621		
TICO (KLY3)									
0.8		Conventional	02.1995 > 12.2000				CB356		
DAIHATSU									
APPLAUSE I (A101, A111)									
1.6 16V, 1.6 16V 4WD		Conventional	06.1989 > 07.1997				CB456		0,30
APPLAUSE II (A101)									
1.6 16V		Conventional	07.1997 > 05.2000				CB456		0,30
CHARADE III (G100, G101, G102)									
1.0, 1.0 Gti, 1.0 Turbo		Conventional	03.1987 > 12.1992				CB456		0,30
1.3, 1.3 i, 1.3 i 4WD		Conventional	09.1988 > 01.1993				CB456		0,30
1.0 D, 1.0 TD	D	Conventional	03.1987 > 12.1992				CB704		0,30
CHARADE III Saloon (G102)									
1.3		Conventional	11.1990 > 02.1993				CB456		0,30
CHARADE IV (G200, G202)									
1.0, 1.0 i		Conventional	03.1993 > 03.1996				CB456		0,30
1.3, 1.3 16V, 1.3 i 16V		Conventional	01.1993 > 11.1999				CB456		0,30
1.5 HG, 1.5 i 16V		Conventional	06.1994 > 11.1999				CB456		0,30
1.6 GTi		Conventional	03.1993 > 11.1999				CB456		0,30

*podany czas wymiany należy traktować jako orientacyjny

Znalazłeś błąd w tabeli? Chciałbyś zaproponować inne zastosowanie? Czekamy na Twoje propozycje: pl.ekspert@eu.exide.com

Marka i model					Start-Stop	Tradycyjjne	Futura	Plus	Standard	(hour)*	s. 207
DAIHATSU											
COPEN											
0.7		Conventional	09.2003 >					CB456			
1.3		Conventional	03.2006 >					CB456			
CUORE II (L80, L81)											
0.7		Conventional	10.1987 > 08.1990					CB356		0,30	
0.8		Conventional	09.1985 > 12.1990					CB356		0,30	
CUORE III (L201)											
0.7		Conventional	08.1990 > 11.1994					CB356		0,30	
0.8		Conventional	10.1990 > 12.1994					CB356		0,30	
CUORE IV (L501)											
0.7		Conventional	12.1994 > 10.1998					CB356		0,30	
0.8		Conventional	01.1995 > 11.1996					CB356		0,30	
CUORE V (L5)											
0.8		Conventional	11.1996 > 10.1998					CB356			
CUORE VI (L7_)											
0.7		Conventional	10.1998 > 09.2000					CB356			
1.0 DVVT, 1.0 i		Conventional	10.1998 > 02.2003					CB356			
CUORE VII (L251)											
0.7, 0.7 AWD, 0.7 Turbo Avy Allrad		Conventional	03.2003 >					CB356		0,30	
1.0		Conventional	05.2003 >					CB356		0,30	
CUORE VIII											
1.0		Conventional	04.2007 >					CB356			
GRAN MOVE (G3)											
1.5 16V, 1.5 GLX		Conventional	10.1996 > 08.1998					CB456		0,30	
1.6 16V, 1.6 GX, GLX		Conventional	05.1998 >					CB456		0,30	
HIJET Pickup (_U20)											
0.8		Conventional	07.1986 > 10.1990					CB356			
HIJET Pickup (_U60)											
1.0		Conventional	12.1992 > 05.1998					CB356			
HIJET (S85)											
1.0, 1.0 i		Conventional	12.1992 > 05.1998					CB356		0,30	
1.3 i 16V		Conventional	05.1998 >					CB356		0,30	
1.2 D	D	Conventional	05.1995 > 03.1998			CA640	CB620	CC550		0,30	
1.4 D	D	Conventional	03.1998 >			CA640	CB620	CC550		0,30	
MATERIA (M4_)											
1.0, 1.0 DVVT		Conventional	10.2006 >					CB356			
1.3, 1.3 DVVT Turbo		Conventional	10.2006 >					CB456			
1.5, 1.5 ECO 4WD		Conventional	10.2006 >					CB456			
MOVE (L6, L9)											
0.7, 0.7 4x4		Conventional	06.1994 > 09.2002					CB356		0,30	
0.8		Conventional	10.1996 >					CB356		0,30	
1.0 i		Conventional	10.1998 >					CB356		0,30	
MOVE											
0.7, 0.7 Turbo		Conventional	10.2002 >					CB356			
SIRION (M1)											
1.0, 1.0 i, 1.0 i 4WD		Conventional	04.1998 > 01.2005					CB456		0,30	
1.3 Sport, 1.3 Sport 4WD		Conventional	08.2000 > 03.2005					CB456		0,30	
SIRION (M3_)											
1.0, 1.0 DVVT 4WD		Conventional	01.2005 >					CB456			
1.3, 1.3 4WD		Conventional	01.2005 >					CB456			
1.5, 1.5 4WD		Conventional	03.2008 >					CB456			
TERIOS (J1)											
0.7, 0.7 4WD		Conventional	05.1997 >					CB356		0,30	
1.3, 1.3 4WD		Conventional	10.1997 > 10.2005					CB456		0,30	
TERIOS (J2_)											
1.3 DVVT, 1.3 DVVT 4x4		Conventional	11.2005 >					CB456			
1.5, 1.5 4WD, 1.5 DVVT, 1.5 DVVT 4x4		Conventional	11.2005 >					CB456			

*podany czas wymiany należy traktować jako orientacyjny









Znalazłeś błąd w tabeli? Chciałbyś zaproponować inne zastosowanie? Czekamy na Twoje propozycje: pl.ekspert@eu.exide.com

Daihatsu > Ferrari

Marka i model					Start-Stop	Tradycyjne				
						Futura	Plus	Standard	(godziny)*	s. 207
DAIHATSU										
TREVIS										
1.0		Conventional	06.2006 >				CB356			
YRV (M2)										
1.0		Conventional	02.2001 >				CB356		0,30	
1.3, 1.3 4WD		Conventional	02.2001 >				CB456		0,30	
1.3 GTi		Conventional	07.2002 >				CB456		0,30	
DAIMLER										
DAIMLER (XJ4_)										
4.0, 4.0 Super		Conventional	10.1989 > 09.1994			CA1000	CB950	CC900		
DAIMLER XJ (X30_)										
4.0 Long		Conventional	10.1997 > 06.2003			CA1000	CB950	CC900	0,25	
Six 4.0		Conventional	10.1994 > 06.2003			CA1000	CB950	CC900	0,15	
Double Six 6.0		Conventional	10.1994 > 06.2003			CA1000	CB950		0,15	
V8 Super 4.0		Conventional	07.1997 > 06.2003			CA1000	CB950			
XJ 40, 81										
Sovereign 4.0		Conventional	09.1989 > 09.1994			CA755	CB705		0,25	
Double Six 6.0		Conventional	02.1993 > 09.1994			CA755	CB705		0,15	
DALLAS										
FUN										
1.4 i		Conventional	01.1994 >			CA530	CB500	CC440		
1.8 D	D	Conventional	01.1994 >			CA640	CB620	CC550		
DODGE										
AVENGER										
2.0		Conventional	06.2007 >				(EB608)			
2.4		Conventional	06.2007 >				(EB608)			
2.7, 2.7 Flex-Fuel		Conventional	06.2007 >				(EB608)			
3.6		Conventional	01.2012 >				(EB608)			
2.0 CRD	D	Conventional	06.2007 >	(EK508)			(EB608)			
JOURNEY										
2.4, 2.4 ECO+		Conventional	01.2009 >				CB605			
2.7, 2.7 FlexFuel		Conventional	01.2009 >				CB605			
3.5, 3.5 AWD		Conventional	06.2008 >				CB605			
3.6		Conventional	01.2012 >				CB605			
2.0 CRD	D	Conventional	06.2008 >	(EK508)						
NITRO										
3.7 V6 4WD		Conventional	06.2007 >				CB621			
4.0 4WD		Conventional	06.2007 >				(EB758)			
2.8 CRD	D	Conventional	06.2007 >			CA955	CB955			
2.8 CRD 4WD	D	Conventional	06.2007 >			CA955	CB955			
VIPER Convertible (SR)										
8.0 RT10		Conventional	10.1991 > 09.1997				(EB608)			
8.0 RT10 ACR		Conventional	10.1997 > 09.2002				(EB608)			
VIPER Convertible (ZB)										
SRT-10		Conventional	11.2003 >				CB621			
SRT-10		Conventional	01.2008 >				CB621			
VIPER Coupe (SR)										
8.0 RT10 ACR		Conventional	10.1997 > 09.2002				(EB608)			
VIPER Coupe (ZB)										
SRT-10		Conventional	01.2003 >				CB621			
SRT-10		Conventional	01.2008 >				CB621			
FERRARI										
348 tb/GTB										
3.4		Conventional	02.1990 > 04.1994			CA770	CB740			
348 ts/GTS										
3.4		Conventional	08.1990 > 12.1995			CA770	CB740			
348 Spider										
3.4		Conventional	03.1993 > 12.1995			CA770	CB740			

*podany czas wymiany należy traktować jako orientacyjny

Znalazłeś błąd w tabeli? Chciałbyś zaproponować inne zastosowanie? Czekamy na Twoje propozycje: pl.ekspert@eu.exide.com

Marka i model 					Start-Stop 	Tradycyjne 		 (hour)*	 s. 207
FERRARI									
360 (F131)	3.6 Modena, 3.6 Challenge / Stradale	Conventional	03.1999 > 03.2005			CA722	CB712		
360 Spider (F131)	3.6	Conventional	02.2000 > 03.2005			CA722	CB712		
456 GT/GTA	5.5 (F116)	Conventional	01.1993 > 06.2004			CA770	CB740		
458 ITALIA	4.5	Conventional	12.2009 >			CA770	CB740		
458 SPIDER	4.5	Conventional	09.2011 >			CA770	CB740		
5 MARANELLO	550	Conventional	09.1996 >			CA770	CB740		
	575 M	Conventional	04.2002 >			CA770	CB740		
512 M	4.9, 5.0	Conventional	11.1994 > 08.1996			CA770	CB740		
512 TR	5.0	Conventional	01.1992 > 10.1994			CA770	CB740		
550 BARCETTA	5.5	Conventional	10.2000 > 01.2005			CA770	CB740		
599 GTB/GTO	6.0 GTB	Conventional	06.2006 >			CA1000	CB950		
	6.0 GTO	Conventional	04.2010 >			CA1000	CB950		
612 SCAGLIETTI	5.7	Conventional	04.2004 > 06.2011			CA1000	CB950		
CALIFORNIA	4.3	Start-Stop	07.2008 > 03.2011	CK950					
	4.3	Conventional	07.2008 > 03.2011			CA770	CB740		
	4.3	Start-Stop	03.2011 >	CK950					
ENZO FERRARI	6.0	Conventional	09.2003 >			CA770	CB740		
F12 BERLINETTA	6.3	Conventional	10.2012 >	CK950					
F355 BERLINETTA	6.3	Conventional	10.2012 >	CK950					
F355 GTS	3.5 Spider	Conventional	07.1994 > 03.1999			CA770	CB740		
F40	3.0	Conventional	02.1988 > 06.1992				CB705		
F430	4.3	Conventional	03.2005 > 12.2009			CA770	CB740		
F430 Spider	4.3	Conventional	05.2005 > 12.2009			CA770	CB740		
F50 Coupe (W16_)	4.7	Conventional	05.1995 > 10.1997			CA770	CB740		
FF	6.3	Start-Stop	06.2011 >	CK950					
	6.3	Conventional	06.2011 >			CA1000	CB950		
MONDIAL	3.4 T	Conventional	03.1989 > 12.1993			CA754	CB704		
MONDIAL Convertible	3.4 T	Conventional	01.1989 > 12.1993			CA754	CB704		
SUPERAMERICA	5.7	Conventional	01.2005 > 04.2006			CA770	CB740		
TESTAROSSA	5.0	Conventional	05.1984 > 12.1991			CA770	CB740		

Tabele zastosowań

*podany czas wymiany należy traktować jako orientacyjny
 Znalazłeś błąd w tabeli? Chciałbyś zaproponować inne zastosowanie? Czekamy na Twoje propozycje: pl.ekspert@eu.exide.com



Marka i model					Start-Stop	Tradycyjjne				
						Futura	Plus	Standard	(godziny)*	s. 207
FIAT										
500										
0.9, 0.9 TwinAir, 0.9 TwinAir Turbo		Start-Stop	07.2010 >	CL600						0,25
1.2, 1.2 LPG		Start-Stop	10.2007 >	CL600						0,25
1.2, 1.2 LPG		Conventional	10.2007 >				CB440			0,25
1.4 (100hp)		Start-Stop	10.2007 >	CL600						0,25
1.4 (100hp)		Conventional	10.2007 >				CB440			0,25
1.4 Abarth		Start-Stop	05.2010 >	CL600						0,25
1.4 Abarth		Conventional	05.2010 >		CA530		CB500			0,25
1.3 D Multijet	D	Start-Stop	10.2007 >	CL600						0,25
1.3 D Multijet	D	Conventional	10.2007 >		CA530		CB500			0,25
500 C										
0.9		Start-Stop	09.2009 >	CL600						0,25
1.2		Start-Stop	09.2009 >	CL600						0,25
1.4		Start-Stop	01.2011 >	CL600						0,25
1.4 (100hp)		Start-Stop	09.2009 >	CL600						0,25
1.4 (100hp)		Conventional	09.2009 >				CB440			0,25
1.4 Abarth		Start-Stop	09.2009 >	CL600						0,25
1.4 Abarth		Conventional	09.2009 >		CA530					0,25
1.3 D Multijet	D	Start-Stop	09.2009 >	CL600						0,25
1.3 D Multijet	D	Conventional	09.2009 >		CA530		CB500			0,25
500L										
0.9, 0.9 Natural Power		Start-Stop	09.2012 >	CL600						
1.4		Start-Stop	09.2012 >	CL600						
1.4 T-Jet		Conventional	10.2013 >		CA530		CB500			
1.3 D Multijet	D	Start-Stop	09.2012 >	CL600						
1.6 D Multijet	D	Start-Stop	09.2012 >	CL700						
BARCETTA (183)										
1.8 16V		Conventional	04.1995 > 05.2005		CA530		CB500			0,15
BRAVA (182)										
1.2 16V, 1.2 16V 80		Conventional	12.1998 > 12.2002		CA530		CB500	CC440		
1.4, 1.4 12 V		Conventional	10.1995 > 10.2001		CA530		CB500	CC440		0,30
1.6 16V		Conventional	10.1995 > 12.2002		CA530		CB500	CC440		0,15
1.8 GT 16V		Conventional	10.1995 > 10.2001		CA640		CB620	CC550		0,15
2.0		Conventional	09.1998 > 08.2000		CA640		CB620	CC550		0,15
1.9 D, 1.9 TD, 1.9 JTD	D	Conventional	10.1995 > 10.2001		CA640		CB620			0,15
BRAVO I (182)										
1.2 16V 80		Conventional	12.1998 > 10.2001		CA530		CB500	CC440		0,15
1.4		Conventional	10.1995 > 10.2001		CA530		CB500	CC440		0,30
1.6, 1.6 16V		Conventional	03.1996 > 02.2002		CA530		CB500	CC440		0,15
1.8 GT		Conventional	10.1995 > 10.2001		CA530		CB500	CC440		0,15
2.0 HGT 20V		Conventional	10.1995 > 10.2001		CA640		CB620	CC550		0,15
1.9 D, 1.9 TD, 1.9 JTD	D	Conventional	10.1995 > 10.2001		CA640		CB620			0,15
BRAVO II (198)										
1.4		Conventional	04.2007 >		CA530		CB500			0,25
1.4 16V (140hp)		Start-Stop	03.2008 >	CL600						0,25
1.4 16V (140hp)		Conventional	03.2008 >		CA530		CB500			0,25
1.4 LPG		Conventional	11.2009 >		CA530		CB500			0,25
1.4 T-Jet		Conventional	09.2007 >		CA530		CB500			0,25
1.4 T-Jet		Conventional	09.2007 >		CA530		CB500			0,25
1.6 D Multijet	D	Conventional	03.2008 >		CA640		CB620			
1.9 D Multijet	D	Conventional	11.2006 >		CA770		CB740			
2.0 D Multijet	D	Conventional	09.2008 >		CA770		CB740			
CINQUECENTO (170)										
0.7, 0.7 i		Conventional	12.1991 > 01.1998				CB440	CC400		0,15
0.9, 0.9 i.e., 0.9 i.e. S		Conventional	07.1991 > 07.1999				CB440	CC400		0,15
1.1 Sporting		Conventional	10.1994 > 01.1998				CB440	CC400		0,15

*podany czas wymiany należy traktować jako orientacyjny

Znalazłeś błąd w tabeli? Chciałbyś zaproponować inne zastosowanie? Czekamy na Twoje propozycje: pl.eksper@eu.exide.com

Marka i model		Start-Stop		Tradycyjjne			Futura		Plus		Standard		i s. 207	
FIAT														
COUPE (FA/175)														
1.8 16V		Conventional	03.1996 > 08.2000		CA640	CB620	CC550	0,15						
2.0 16V, 2.0 16V Turbo		Conventional	11.1993 > 08.1996		CA640	CB620	CC550	0,15						
2.0 20V, 2.0 20V Turbo		Conventional	08.1996 > 08.2000		CA640	CB620	CC550	0,15						
CROMA (154)														
1600		Conventional	12.1985 > 12.1990			CB500	CC440	0,15						
2000 16V, 2000 CHT, 2000 i.e., 2000 i.e. Turbo		Conventional	12.1985 > 08.1996			CB620	CC550	0,15						
2500 V6		Conventional	06.1993 > 08.1996			CB620	CC550							
1900 Turbo D i.d.	D	Conventional	05.1989 > 12.1996			CB740	CC700	0,15						
2500 D, 2500 TD, 2500 TDE	D	Conventional	12.1985 > 08.1996			CB740	CC700	0,15						
CROMA (194)														
1.8 16V		Conventional	12.2005 >		CA640	CB620		0,20						
2.2 16V		Conventional	06.2005 >		CA640	CB620		0,20						
1.9 D Multijet	D	Conventional	06.2005 >		CA770	CB740		0,20						
2.4 D Multijet	D	Conventional	06.2005 >		CA900	CB800		0,20						
DOBLO (119)														
1.2		Conventional	03.2001 >		CA530	CB500	CC440	0,15						
1.4		Start-Stop	10.2005 >	CL600				0,15						
1.4		Conventional	10.2005 >		CA530	CB500	CC440	0,15						
1.6, 1.6 16V, 1.6 Natural Power		Conventional	10.2001 >		CA530	CB500	CC440	0,15						
1.3 D Multijet, 1.3 JTD, 1.3 JTD 16V	D	Conventional	12.2004 >		CA640	CB620		0,15						
1.9 D (223AXB1A), 1.9 JTD (223AXE1A)	D	Conventional	03.2001 >		CA640	CB620		0,15						
1.9 D Multijet, 1.9 JTD	D	Conventional	07.2003 >		CA770	CB740		0,15						
DOBLO Cargo (223)														
1.2		Conventional	03.2001 >		CA530	CB500	CC440	0,15						
1.4		Start-Stop	10.2005 >	CL600				0,15						
1.4		Conventional	10.2005 >		CA530	CB500	CC440	0,15						
1.6 16V, 1.6 Natural Power		Conventional	10.2001 >		CA530	CB500	CC440	0,20						
1.3 D Multijet, 1.3 JTD 16V	D	Conventional	10.2005 > 01.2010		CA640	CB620		0,15						
1.9 D (223ZXB1A), 1.9 JTD (223ZXE1A)	D	Conventional	03.2001 >		CA640	CB620		0,15						
1.9 JTD, 1.9 JTD Multijet	D	Conventional	07.2003 >		CA770	CB740		0,15						
DOBLO (263)														
1.4		Start-Stop	02.2010 >	CL600										
1.4		Conventional	10.2011 >		CA640	CB620								
1.4 Natural Power		Start-Stop	06.2010 >	CL600										
1.3 D Multijet	D	Start-Stop	02.2010 >	CL600										
1.6 D Multijet	D	Start-Stop	02.2010 >	CL600										
2.0 D Multijet	D	Start-Stop	02.2010 >	CL700										
DUCATO (290)														
2.0		Conventional	07.1990 > 03.1994		CA640	CB620	CC550							
2.0 4x4		Conventional	06.1990 > 05.1994		CA770	CB740	CC700							
1.9 D, 1.9 TD	D	Conventional	07.1990 > 03.1994		CA770	CB740	CC700	0,20						
2.5 D, 2.5 D 4x4, 2.5 TD, 2.5 TD 4x4	D	Conventional	07.1990 > 03.1994		CA1000	CB950	CC900	0,20						
DUCATO (230L)														
2.0, 2.0 4x4		Conventional	03.1994 > 04.2002		CA640	CB620	CC550	0,20						
1.9 D, 1.9 TD, 1.9 TD CAT	D	Conventional	03.1994 > 04.2002		CA770	CB740	CC700	0,20						
2.0 JTD	D	Conventional	10.2001 > 04.2002		CA770	CB740	CC700	0,20						
2.5 D, 2.5 TD, 2.5 TD 4x4, 2.5 TDI, 2.5 TDI 4x4	D	Conventional	03.1994 > 04.2002		CA1000	CB950	CC900	0,20						
2.8 D, 2.8 D 4x4, 2.8 JTD, 2.8 JTD 4x4, 2.8 TDI, 2.8 TDI 4x4	D	Conventional	10.1997 > 04.2002		CA1000	CB950	CC900	0,20						
DUCATO (244)														
2.0, 2.0 Bipower		Conventional	04.2002 >		CA640	CB620	CC550	0,20						
2.0 4x4		Conventional	05.2002 > 07.2006		CA1000	CB950	CC900	0,20						
2.0 JTD	D	Conventional	04.2002 >		CA770	CB740	CC700	0,20						
2.3 JTD	D	Conventional	04.2002 >		CA770	CB740	CC700	0,20						
2.8 JTD, 2.8 JTD Power, 2.8 JTD 4x4	D	Conventional	04.2002 >		CA1000	CB950	CC900	0,20						
DUCATO (250)														
140 Natural Power		Conventional	04.2009 >		CA770	CB740								

*podany czas wymiany należy traktować jako orientacyjny

Znalazłeś błąd w tabeli? Chciałbyś zaproponować inne zastosowanie? Czekamy na Twoje propozycje: pl.ekspert@eu.exide.com

Marka i model					Start-Stop	Tradycyjne			
					Futura	Plus	Standard	(godziny)*	s. 207
FIAT									
DUCATO (250)									
100 Multijet 2,2 D	D	Conventional	07.2006 >	CK950		CB1100		0,15	
110 Multijet 2,3 D	D	Conventional	10.2011 >		CA1000	CB950		0,15	
115 Multijet 2,0 D	D	Conventional	06.2011 >		CA770	CB740		0,15	
120 Multijet 2,3 D / 4x4	D	Conventional	07.2006 >	CK950		CB1100		0,15	
130 Multijet 2,3 D	D	Conventional	01.2007 >		CA770	CB740		0,15	
150 Multijet 2,3 D	D	Conventional	06.2011 >		CA1000	CB950		0,15	
150 Multijet 3,0 D	D	Conventional	04.2010 >			CB1100		0,15	
160 Multijet 3,0 D	D	Conventional	07.2006 >	CK950		CB1100		0,15	
160 Multijet 3,0 D	D	Conventional	07.2006 >		CA1000	CB950		0,15	
3.0 D Multijet	D	Conventional	06.2011 >			CB1100		0,15	
DUNA (146 B)									
60 1.1		Conventional	01.1987 > 12.1991			CB501		0,15	
70 1.3		Conventional	01.1987 > 12.1991			CB501		0,15	
1.7 DS	D	Conventional	01.1987 > 12.1991			CB621		0,15	
ELBA (146 _)									
1.3		Conventional	04.1986 > 12.1993			CB620	CC550		
1.5		Conventional	04.1986 > 12.1996			CB620	CC550		
1.3 D	D	Conventional	04.1986 > 10.1992			CB500	CC440		
1.7 D	D	Conventional	04.1989 > 12.1996		CA640	CB620			
FIORINO (147)									
1.3		Conventional	12.1987 > 08.1993			CB500	CC440	0,15	
1.5		Conventional	01.1988 > 08.1993			CB500	CC440	0,15	
1.7 D	D	Conventional	12.1987 > 10.1993			CB620	CC550	0,15	
FIORINO Box/ Pickup (146)									
60 1.1		Conventional	05.1988 > 12.1993			CB500	CC440	0,15	
70 1.3		Conventional	01.1988 > 12.1994			CB500	CC440	0,15	
70 i.e. 1.4, 1.4		Conventional	11.1992 > 05.2001			CB500	CC440	0,15	
75 i.e. 1.5		Conventional	05.1988 > 12.1993			CB500	CC440	0,15	
75 i.e. 1.6		Conventional	10.1993 > 05.2001			CB500	CC440	0,15	
1.7 D, 60 1.7 D, 65 1.7 TD	D	Conventional	01.1988 > 05.2001		CA640	CB620	CC550	0,15	
FIORINO Box Body / Estate (225)									
1.4		Conventional	02.2008 >		CA530	CB500		0,20	
1.4 Natural Power		Conventional	10.2009 >		CA640	CB620			
1.3 D Multijet (75hp)	D	Conventional	02.2008 >		CA530	CB500		0,20	
1.3 D Multijet (95hp)	D	Start-Stop	07.2009 >	CL600					
1.3 D Multijet (95hp)	D	Conventional	07.2009 >		CA640	CB620			
FREEMONT (JC)									
2.4		Conventional	08.2011 >		CA770	CB740			
3.6, 3.6 4x4		Conventional	08.2011 >		CA770	CB740			
2.0 JTD, 2.0 JTD 4x4	D	Conventional	08.2011 >	(EK508)				0,20	
IDEA									
1.2 16V		Conventional	01.2004 >		CA530	CB500		0,20	
1.4, 1.4 16V, 1.4 LPG		Conventional	12.2003 >		CA530	CB500		0,20	
1.8		Conventional	01.2008 > 07.2010		CA640	CB620			
1.3 D Multijet, 1.3 JTD	D	Conventional	01.2004 >		CA530	CB500		0,25	
1.3 D Multijet (95hp)	D	Start-Stop	05.2008 >	CL600				0,25	
1.3 D Multijet (95hp)	D	Conventional	05.2008 >		CA530	CB500		0,25	
1.6 D Multijet	D	Conventional	05.2008 >		CA640	CB620		0,25	
1.9 JTD	D	Conventional	01.2004 >		CA640	CB620			
LINEA (323)									
1.4, 1.4 T-Jet		Conventional	06.2007 >		CA530	CB500			
1.6		Conventional	07.2008 >		CA530	CB500			
1.9 16V		Conventional	07.2008 >		CA530	CB500			
1.3 D Multijet	D	Conventional	06.2007 >		CA530	CB500			
1.6 D Multijet	D	Conventional	06.2009 >		CA640	CB620			

*podany czas wymiany należy traktować jako orientacyjny

Znalazłeś błąd w tabeli? Chciałbyś zaproponować inne zastosowanie? Czekamy na Twoje propozycje: pl.ekspert@eu.exide.com

Marka i model				Start-Stop	Tradycyjjne			(hour)*	i s. 207
					Futura	Plus	Standard		
FIAT									
MAREA (185)									
1.2 16V		Conventional	10.1998 > 05.2002		CA530	CB500	CC440	0,15	
1.4 80 12V		Conventional	09.1996 > 05.2002		CA530	CB500	CC440	0,15	
1.6, 1.6 100 16V, 1.6 16V, 1.6 SX		Conventional	04.1997 > 08.2002		CA530	CB500	CC440	0,15	
1.8 115 16V		Conventional	09.1996 > 05.2002		CA530	CB500	CC440	0,15	
2.0 150 20V, 2.0 155 20V		Conventional	09.1996 > 05.2002		CA530	CB500		0,15	
1.9 TD 75, 1.9 TD 100	D	Conventional	09.1996 > 05.2002		CA640	CB620		0,15	
1.9 JTD 105, 1.9 JTD 110	D	Conventional	04.1999 > 05.2002		CA770	CB740		0,15	
2.4 TD 125, 2.4 JTD 130	D	Conventional	09.1996 > 05.2002		CA770	CB740		0,15	
MULTIPLA (186)									
1.6, 1.6 100 16V, 1.6 16V / Bipower / Blupower		Conventional	04.1999 > 06.2010		CA530	CB500		0,15	
1.9 JTD, 1.9 JTD 105, 1.9 JTD 110, 1.9 JTD 115	D	Conventional	04.1999 > 06.2010		CA770	CB740	CC700	0,15	
PALIO / Weekend (178)									
1.0		Conventional	04.1996 >			CB440	CC400		
1.2		Conventional	07.1997 >			CB440	CC400	0,55	
1.4, 1.4 CAT		Conventional	04.1996 >		CA530	CB500	CC400		
1.5		Conventional	04.1996 >		CA530	CB500	CC440		
1.6 16V		Conventional	04.1996 >		CA530	CB500	CC440		
1.7 TD	D	Conventional	04.1996 > 03.2001		CA640	CB620	CC550	0,25	
1.9 D, 1.9 JTD	D	Conventional	03.2001 >		CA640	CB620		0,25	
PANDA (141A_)									
650		Conventional	01.1982 > 07.2004			CB440	CC400	0,15	
750, 750 CAT		Conventional	01.1986 > 10.2003			CB440	CC400	0,15	
800		Conventional	02.1981 > 12.1985			CB440	CC400	0,15	
900		Conventional	10.1980 > 12.1996			CB440	CC400	0,15	
950, 950 4x4		Conventional	09.1982 > 12.1986			CB440	CC400	0,15	
1000, 1000 i.e. CAT		Conventional	01.1985 > 08.1998			CB440	CC400	0,15	
1000 4x4		Conventional	01.1986 > 12.1994			CB500	CC440	0,15	
1100, 1100 4x4, 1100 Trekking 4x4		Conventional	05.1991 > 07.2004			CB440	CC400	0,15	
1300 D	D	Conventional	04.1986 > 12.1992			CB620	CC550	0,15	
PANDA (169)									
1.1		Conventional	09.2003 >			CB440		0,15	
1.2 (69hp)		Start-Stop	03.2010 >	CL600				0,15	
1.2 (69hp)		Conventional	03.2010 >		CA530	CB500		0,15	
1.2, 1.2 4x4		Conventional	09.2003 > 11.2009			CB440		0,15	
1.2 4x4 (69hp)		Conventional	11.2009 >		CA530	CB500		0,15	
1.2 LPG, 1.2 Bi-Power / Natural Power		Conventional	01.2007 >			CB440		0,15	
1.4 100hp		Conventional	10.2006 >		CA530	CB500		0,15	
1.4 Bi-Power / Natural Power		Conventional	01.2010 >		CA530	CB500		0,15	
1.3 D Multijet	D	Conventional	06.2006 >		CA530	CB500		0,15	
1.3 D Multijet 4x4	D	Conventional	10.2004 >		CA640	CB620		0,15	
PANDA (312)									
0.9, 0.9 4x4, 0.9 Natural Power		Start-Stop	02.2012 >	CL600					
1.2, 1.2 LPG		Conventional	02.2012 >		CA530	CB500			
1.3 D Multijet, 1.3 D Multijet 4x4	D	Start-Stop	02.2012 >	CL600					
PENNY VAN (257)									
1.1		Conventional	01.1986 > 12.1990			CB500	CC440		
1.3		Conventional	01.1986 > 12.1990			CB500	CC440		
1.7 D	D	Conventional	01.1986 > 12.1990		CA530	CB500			
PREMIO									
1.3		Conventional	03.1985 > 06.1992			CB620	CC550		
1.5, 1.5 i.e.		Conventional	03.1985 > 12.1996		CA640	CB620	CC550		
1.6		Conventional	03.1985 > 12.1996		CA640	CB620	CC550		
1.6 i.e.		Conventional	08.1993 > 12.1996		CA755	CB705			
PUNTO (176)									
55 1.1		Conventional	09.1993 > 09.1999			CB440	CC400	0,15	
60 1.2, 75 1.2, 1.2 16V		Conventional	10.1993 > 09.1999			CB440	CC400	0,15	

*podany czas wymiany należy traktować jako orientacyjny

Znalazłeś błąd w tabeli? Chciałbyś zaproponować inne zastosowanie? Czekamy na Twoje propozycje: pl.ekspert@eu.exide.com

Marka i model					Start-Stop	Tradycyjne			
						Futura	Plus	Standard	(godziny)*
FIAT									
PUNTO (176)									
1.4 GT Turbo		Conventional	01.1994 > 09.1996			CA530	CB500	CC440	0,15
1.6		Conventional	01.1994 > 04.1997			CA530	CB500	CC440	0,15
1.7 D, 1.7 TD	D	Conventional	04.1994 > 09.1999			CA640	CB620	CC550	0,15
PUNTO Convertible (176C)									
60 1.2, 85 16V 1.2		Conventional	04.1994 > 06.2000				CB440	CC400	0,15
90 1.6		Conventional	04.1994 > 04.1997			CA530	CB500		0,15
PUNTO (188)									
1.2 16V 80, 1.2 60, 1.2 Natural Power		Conventional	09.1999 >				CB440	CC400	0,15
1.2 Bifuel		Conventional	08.2007 >			CA530	CB500		0,15
1.4		Conventional	09.2003 >			CA530	CB500	CC440	0,15
1.8 130 HGT (188.738, .718)		Conventional	09.1999 >			CA530	CB500		0,15
1.3 JTD 16V	D	Conventional	06.2003 >			CA530	CB500		0,15
1.9 DS 60, 1.9 JTD 80 / 85	D	Conventional	09.1999 >			CA640	CB620		0,15
1.9 JTD 100	D	Conventional	06.2003 >			CA770	CB740	CC700	0,15
PUNTO / GRANDE PUNTO (199)									
1.2 (69hp)		Start-Stop	09.2010 >	CL600					
1.2 (69hp)		Conventional	09.2010 >				CB440		
1.2, 1.2 LPG		Conventional	10.2005 >			CA530	CB500		
1.4, 1.4 16V, 1.4 LPG		Conventional	10.2005 >			CA530	CB500		0,20
1.4 16V (105hp)		Start-Stop	10.2009 >	CL600					0,20
1.4 Natural Power, 1.4 T-Jet		Conventional	07.2008 >			CA530	CB500		0,20
1.4 Abarth		Start-Stop	12.2007 >	CL600					0,20
1.4 Abarth		Conventional	12.2007 >			CA530	CB500		0,20
1.3 D Multijet (85hp)	D	Start-Stop	04.2010 >	CL600					0,20
1.3 D Multijet (85hp)	D	Conventional	04.2010 >			CA530	CB500		0,20
1.3 D Multijet	D	Conventional	10.2005 >			CA530	CB500		0,20
1.3 D Multijet	D	Conventional	06.2009 >			CA640	CB620		0,20
1.6 D Multijet	D	Conventional	07.2008 >			CA640	CB620		0,20
1.9 D Multijet	D	Conventional	06.2006 >			CA770	CB740		0,20
1.9 D Multijet	D	Conventional	10.2005 >			CA640	CB620		0,20
PUNTO EVO (199)									
0.9 Twinair Turbo		Start-Stop	01.2012 > 03.2012	CL600					
1.2 (69hp)		Start-Stop	10.2009 > 02.2012	CL600					
1.2 (69hp)		Conventional	10.2009 > 02.2012				CB440		
1.2		Conventional	10.2009 > 02.2012			CA530	CB500		
1.4		Start-Stop	10.2009 > 02.2012	CL600					
1.4		Conventional	10.2009 > 02.2012			CA530	CB500		
1.4 16V		Start-Stop	10.2009 > 02.2012	CL600					
1.4 LPG, 1.4 Natural Power		Conventional	06.2009 > 02.2012			CA530	CB500		
1.4 Abarth		Conventional	07.2008 > 02.2012			CA530	CB500		
1.4 Abarth		Start-Stop	10.2009 > 02.2012	CL600					
1.3 D Multijet	D	Start-Stop	10.2009 > 02.2012	CL700					
1.3 D Multijet	D	Conventional	10.2009 > 02.2012			CA640	CB620		
1.6 D Multijet	D	Start-Stop	10.2009 > 02.2012	CL700					
1.6 D Multijet	D	Conventional	10.2009 > 02.2012			CA640	CB620		
PUNTO (199)									
0.9, 0.9 Twinair Turbo, 0.9 Bifuel		Start-Stop	03.2012 >	CL600					
1.2		Start-Stop	03.2012 >	CL600					
1.2		Conventional	03.2012 >			CA530	CB500		
1.4, 1.4 Natural Power		Start-Stop	03.2012 >	CL600					
1.4, 1.4 Natural Power		Conventional	03.2012 >			CA530	CB500		
1.4 Bifuel		Conventional	03.2012 >			CA530	CB500		
1.4 Multi Air, 1.4 Turbo Multi Air		Start-Stop	03.2012 >	CL600					
1.3 D Multijet	D	Start-Stop	03.2012 >	CL600					
QUBO (225)									
1.4, 1.4 Natural Power		Conventional	09.2008 >			CA530	CB500		0,20

*podany czas wymiany należy traktować jako orientacyjny

Znalazłeś błąd w tabeli? Chciałbyś zaproponować inne zastosowanie? Czekamy na Twoje propozycje: pl.ekspert@eu.exide.com

Marka i model				Start-Stop	Tradycyjjne			Standard	(hour)*	s. 207
					Futura	Plus				
FIAT										
QUBO (225)										
1.3 D Multijet (75hp)	D	Start-Stop	09.2008 >	CL600					0,20	
1.3 D Multijet (75hp)	D	Conventional	09.2008 >		CA530	CB500			0,20	
1.3 D Multijet (95hp)	D	Conventional	07.2010 >		CA640	CB620			0,20	
SCUDO (220_)										
1.6		Conventional	02.1996 > 12.2006		CA640	CB620	CC550		0,15	
2.0 16V		Conventional	05.2000 > 12.2006		CA640	CB620	CC550		0,15	
1.9 D, 1.9 TD, 1.9 TD Eco	D	Conventional	02.1996 > 12.2006		CA770	CB740	CC700		0,15	
2.0 JTD, 2.0 JTD 16V	D	Conventional	05.1999 > 12.2006		CA770	CB740	CC700		0,15	
SCUDO (270_)										
2.0, 2.0 4x4		Conventional	03.2007 >		CA770	CB740	CC700		0,20	
1.6 D Multijet	D	Conventional	01.2007 >		CA640	CB620			0,20	
2.0 D Multijet, 2.0 D Multijet 4x4	D	Conventional	01.2007 >		CA770	CB740	CC700		0,20	
SEDICI										
1.6 16V, 1.6 16V 4x4		Conventional	06.2006 >		CA530	CB500				
1.9 D Multijet, 1.9 D Multijet 4x4	D	Conventional	06.2006 >		CA640	CB620				
2.0 D Multijet, 2.0 D Multijet 4x4	D	Conventional	06.2006 >		CA640	CB620				
SEICENTO (187)										
0.9		Conventional	01.1998 > 01.2010			CB440	CC400		0,15	
1.1		Conventional	01.1998 > 01.2010			CB440	CC400		0,15	
SIENA (178_)										
1.0, 1.0 Bipower		Conventional	09.1998 >		CA530	CB500	CC440		0,25	
1.2, 1.2 Bipower		Conventional	09.1998 >		CA530	CB500	CC440		0,25	
1.4, 1.4 CAT, 1.4 Bipower		Conventional	04.1996 >		CA530	CB500	CC440		0,25	
1.5 Bipower		Conventional	09.2003 > 12.2005		CA530	CB500			0,25	
1.6		Conventional	11.2000 >		CA530	CB500	CC440		0,25	
1.6 16V		Conventional	09.1998 >		CA640	CB620	CC550		0,25	
1.8 Bipower		Conventional	06.2001 >		CA640	CB620	CC550			
1.3 JTD	D	Conventional	09.2003 >		CA530	CB500				
1.7 TD	D	Conventional	02.2006 >		CA640	CB620				
1.9 D	D	Conventional	11.2000 >		CA640	CB620				
SIENA										
1.4		Conventional	11.2007 >		CA530	CB500				
1.3 JTD	D	Conventional	11.2007 >		CA530	CB500				
STILO (192)										
1.2 16V		Conventional	02.2002 > 11.2006		CA530	CB500	CC440		0,30	
1.4 16V		Conventional	01.2004 > 11.2006		CA530	CB500	CC440		0,30	
1.6 16V		Conventional	10.2001 > 11.2006		CA530	CB500	CC440		0,30	
1.8 16V		Conventional	10.2001 > 11.2006		CA640	CB620	CC550		0,30	
2.4 20V		Conventional	10.2001 > 11.2006		CA640	CB620	CC550		0,30	
1.9 D Multijet, 1.9 JTD	D	Conventional	10.2001 > 11.2006		CA770	CB740	CC700		0,30	
STRADA (178E)										
1.2		Conventional	06.1999 >		CA530	CB500	CC440		0,55	
1.3 D Multijet	D	Conventional	05.2006 >		CA530	CB500			0,55	
1.7 TD	D	Conventional	06.1999 >		CA640	CB620			0,25	
1.9 D, 1.9 JTD	D	Conventional	12.2000 >		CA640	CB620			0,25	
TALENTO (290)										
2.0		Conventional	03.1989 > 03.1994		CA640	CB620	CC550		0,20	
1.9 D	D	Conventional	03.1989 > 03.1994		CA900	CB800			0,20	
TEMPRA (159)										
1.4 i.e.		Conventional	03.1991 > 08.1996		CA530	CB500	CC440		0,15	
1.6, 1.6 i.e.		Conventional	03.1990 > 08.1996		CA530	CB500	CC440		0,15	
1.8 i.e.		Conventional	03.1990 > 08.1996		CA640	CB620	CC550		0,15	
1.8 i.e.		Conventional	03.1992 > 08.1996		CA640	CB620	CC550		0,15	
2.0 i.e.		Conventional	10.1990 > 08.1996		CA640	CB620	CC550		0,15	
1.9 D, 1.9 TD	D	Conventional	05.1990 > 08.1996		CA640	CB620			0,15	

*podany czas wymiany należy traktować jako orientacyjny

Znalazłeś błąd w tabeli? Chciałbyś zaproponować inne zastosowanie? Czekamy na Twoje propozycje: pl.ekspert@eu.exide.com

Marka i model					Start-Stop	Tradycyjne			
						Futura	Plus	Standard	(godziny)*
FIAT									
TIPO (160)									
1.1		Conventional	01.1988 > 10.1991			CA530	CB500	CC440	0,15
1.4, 1.4 i.e.		Conventional	07.1987 > 04.1995			CA530	CB500	CC440	0,15
1.6, 1.6 i.e., 1.6 SX DGT		Conventional	01.1988 > 10.1995			CA530	CB500	CC440	0,15
1.8 i.e., 1.8 i.e.16V Sport		Conventional	11.1989 > 04.1995			CA640	CB620	CC550	0,15
2.0 16V, 2.0 i.e., 2.0 i.e. 16V Sport		Conventional	03.1990 > 04.1995			CA640	CB620	CC550	0,15
1.7 D	D	Conventional	01.1988 > 10.1995			CA640	CB620	CC550	0,15
1.9 D, 1.9 TD	D	Conventional	09.1990 > 08.1996			CA640	CB620	CC550	0,15
ULYSSE (220)									
1.8		Conventional	05.1997 > 08.2002			CA640	CB620	CC550	0,15
2.0, 2.0 16V, 2.0 Turbo		Conventional	06.1994 > 08.2002			CA640	CB620	CC550	0,15
1.9 TD	D	Conventional	02.1995 > 08.2002			CA640	CB620		0,15
2.0 JTD, 2.0 JTD 16V	D	Conventional	10.1999 > 08.2002			CA770	CB740	CC700	0,15
2.1 TD	D	Conventional	03.1996 > 10.1999			CA770	CB740	CC700	0,15
ULYSSE (179AX)									
2.0		Conventional	08.2002 > 06.2011			CA640	CB620	CC550	0,15
3.0		Conventional	08.2002 > 06.2011			CA770	CB740		0,15
2.0 D Multijet, 2.0 JTD	D	Conventional	08.2002 > 06.2011			CA770	CB740		0,15
2.2 D Multijet, 2.2 JTD	D	Conventional	08.2002 > 06.2011			CA770	CB740		0,15
UNO (146A/E)									
0.9 45		Conventional	03.1983 > 09.1992			CA530	CB500	CC440	0,15
1.0, 1.0 i.e.		Conventional	06.1989 > 10.1995			CA530	CB500	CC440	0,15
1.1, 1.1 i.e.		Conventional	04.1989 > 12.1993			CA530	CB500	CC440	0,15
1.3 Turbo i.e.		Conventional	09.1989 > 03.1991				CB500	CC440	0,15
1.4, 1.4 i.e., 1.4 Turbo, 1.4 Turbo i.e.		Conventional	10.1988 > 08.2000				CB500	CC440	0,15
75 i.e. 1.5		Conventional	10.1985 > 12.1993			CA530	CB500	CC440	0,15
1.6, 1.6 R		Conventional	12.1989 > 12.1995			CA530	CB500	CC440	0,15
1.3 Super Diesel	D	Conventional	06.1983 > 03.1992			CA640	CB620	CC550	0,15
1.7 D, 1.7 TD	D	Conventional	10.1986 > 12.1993			CA640	CB620	CC550	0,15
1.9 D	D	Conventional	09.1989 > 03.1994			CA640	CB620	CC550	0,15
FISKER									
KARMA									
2.0 Hybrid		Hybrid	02.2012 >			CA530	CB500		
FORD									
B-MAX									
1.0 EcoBoost		Start-Stop	10.2012 >		CL652				
1.4		Conventional	10.2012 >			CA612	CB602		
1.6 Ti		Conventional	10.2012 >			CA612	CB602		
1.5 TDCi	D	Conventional	10.2012 >			CA612	CB602		
1.6 TDCi	D	Start-Stop	10.2012 >		CL752				
C-MAX									
1.6		Conventional	02.2007 >			CA612	CB602		
1.8, 1.8 Flexifuel		Conventional	02.2007 >			CA612	CB602		
2.0, 2.0 CNG, 2.0 LPG		Conventional	02.2007 >			CA612	CB602		0,30
1.6 TDCi	D	Conventional	02.2007 >			CA722	CB712		
1.8 TDCi	D	Conventional	02.2007 >			CA722	CB712		
2.0 TDCi	D	Conventional	02.2007 >			CA722	CB712		
C-MAX II									
1.0 EcoBoost		Start-Stop	10.2012 >		CL652				
1.6 EcoBoost		Start-Stop	12.2010 >		CL752				
1.6 Ti, 1.6 Flexifuel, 1.6 LPG		Conventional	12.2010 >			CA612	CB602		
1.6 TDCi	D	Start-Stop	12.2010 >		CL752				
2.0 TDCi	D	Conventional	12.2010 >			CA722	CB712		
GRAND C-MAX									
1.0 EcoBoost		Start-Stop	10.2012 >		CL652				
1.6 EcoBoost		Start-Stop	12.2010 >		CL752				
1.6 Ti		Conventional	12.2010 >			CA612	CB602		

*podany czas wymiany należy traktować jako orientacyjny

Znalazłeś błąd w tabeli? Chciałbyś zaproponować inne zastosowanie? Czekamy na Twoje propozycje: pl.ekspert@eu.exide.com

Marka i model	Start-Stop	Tradycyjjne	Futura	Plus	Standard	(hour)*	s. 207	Start-Stop	
								Start-Stop	Tradycyjjne
FORD									
GRAND C-MAX									
1.6 TDCi	D	Start-Stop	12.2010 >	CL752					
2.0 TDCi	D	Conventional	12.2010 >		CA722	CB712			
COUGAR (EC_)									
2.0 16V		Conventional	08.1998 > 12.2001		CA612	CB602	CC542	0,30	
2.5 ST 200		Conventional	01.2000 > 12.2001		CA612	CB602	CC542	0,30	
2.5 V6 24V		Conventional	08.1998 > 12.2001		CA612	CB602	CC542	0,30	
COURIER (F3L, F5L)									
1.3		Conventional	09.1991 > 02.1996		CA472	CB442	CC412	0,20	Ford adaptor
1.8 D	D	Conventional	09.1991 > 02.1996		CA612	CB602	CC542	0,20	Ford adaptor
COURIER (J5_, J3_)									
1.3		Conventional	02.1996 >		CA472	CB442	CC412	0,30	
1.4 i		Conventional	04.1996 > 10.1999		CA472	CB442	CC412	0,30	
1.8 D, 1.8 DI	D	Conventional	02.1996 >		CA612	CB602	CC542	0,30	
COURIER Pickup									
1.8 D	D	Conventional	06.1999 > 02.2002		CA722	CB712		0,30	
ECOSPORT									
1.0 EcoBoost		Start-Stop	02.2014 >	CL652					
1.5 Ti		Conventional	02.2014 >		CA612	CB602			
1.5 TDCi	D	Conventional	02.2014 >		CA612	CB602			
ESCORT V (GAL)									
1.3		Conventional	07.1990 > 09.1992			CB442	CC412	0,30	Ford adaptor
1.4		Conventional	07.1990 > 09.1992			CB442	CC412	0,30	Ford adaptor
1.6		Conventional	07.1990 > 12.1992			CB602	CC542	0,30	Ford adaptor
1.8 16V XR3i		Conventional	02.1992 > 12.1992			CB602	CC542	0,30	Ford adaptor
RS 2000		Conventional	05.1991 > 12.1992			CB602	CC542	0,30	Ford adaptor
1.8 D, 1.8 TD	D	Conventional	07.1990 > 12.1992			CB712	CC652	0,30	Ford adaptor
ESCORT VI (GAL)									
1.3		Conventional	09.1992 > 01.1995			CB442	CC412	0,30	Ford adaptor
1.4		Conventional	09.1992 > 01.1995			CB442	CC412	0,30	Ford adaptor
1.6 i 16V		Conventional	09.1992 > 01.1995			CB602	CC542	0,30	Ford adaptor
1.8 i 16V, 1.8 16V XR3i, 1.8 XR3i 16V 4x4		Conventional	09.1992 > 01.1995			CB602	CC542	0,30	Ford adaptor
RS 2000, RS 2000 4x4, RS Cosworth 4x4		Conventional	09.1992 > 01.1995		CA612	CB602	CC542	0,30	Ford adaptor
1.8 D, 1.8 TD	D	Conventional	09.1992 > 01.1995		CA722	CB712	CC652	0,30	Ford adaptor
ESCORT VII (GAL, AAL, ABL)									
1.3		Conventional	01.1995 > 10.1998		CA472	CB442	CC412	0,30	
1.4		Conventional	01.1995 > 10.1998		CA472	CB442	CC412	0,30	
1.6 16V, 1.6 16V 4x4, 1.6 i 16V		Conventional	01.1995 > 10.1998		CA612	CB602	CC542	0,30	
1.8 16V		Conventional	01.1995 > 10.1998		CA612	CB602	CC542	0,30	
RS 2000, RS 2000 4x4, RS Cosworth 4x4		Conventional	02.1995 > 02.1998		CA612	CB602	CC542	0,30	
1.8 D, 1.8 TD, 1.8 Turbo D	D	Conventional	01.1995 > 10.1998		CA612	CB602	CC542	0,30	
FIESTA III (GFJ)									
1.0		Conventional	03.1989 > 12.1995			CB442	CC412	0,20	Ford adaptor
1.1		Conventional	03.1989 > 12.1995			CB442	CC412	0,20	Ford adaptor
1.3, 1.3 CAT		Conventional	03.1989 > 12.1995			CB442	CC412	0,20	Ford adaptor
1.4, 1.4 CAT		Conventional	03.1989 > 12.1996			CB442	CC412	0,20	Ford adaptor
1.6, 1.6 i 16V, 1.6 Turbo, 1.6 XR2i		Conventional	01.1989 > 12.1995			CB442	CC412	0,20	Ford adaptor
1.8 16V, 1.8 XR2i 16V		Conventional	02.1992 > 12.1995			CB602	CC542	0,20	Ford adaptor
1.8 D, 1.8 TD	D	Conventional	03.1989 > 12.1995			CB602	CC542	0,20	Ford adaptor
FIESTA IV (JA_, JB_)									
1.0 i		Conventional	02.1997 > 01.2002		CA472	CB442	CC412	0,30	
1.1		Conventional	09.1995 > 12.1996		CA472	CB442	CC412	0,30	
1.25 i 16V		Conventional	08.1995 > 01.2002		CA472	CB442	CC412	0,30	
1.3 i		Conventional	08.1995 > 01.2002		CA472	CB442	CC412	0,30	
1.4 i 16V		Conventional	04.1996 > 01.2002		CA472	CB442	CC412	0,30	
1.6, 1.6 16V Sport		Conventional	02.2000 > 01.2002		CA472	CB442		0,30	
1.8 D, 1.8 DI	D	Conventional	08.1995 > 01.2002		CA612	CB602	CC542	0,30	

*podany czas wymiany należy traktować jako orientacyjny

Znalazłeś błąd w tabeli? Chciałbyś zaproponować inne zastosowanie? Czekamy na Twoje propozycje: pl.ekspert@eu.exide.com

Marka i model		Start-Stop		Tradycyjne			Godziny*	
				Futura	Plus	Standard	s. 207	
FORD								
FIESTA V (JH_, JD_)								
1.0		Conventional	05.2002 > 03.2008		CA472	CB442		0,30
1.25 16V		Conventional	05.2002 >		CA472	CB442	CC412	0,30
1.3		Conventional	11.2001 >		CA472	CB442	CC412	0,30
1.4 16V		Conventional	11.2001 >		CA472	CB442	CC412	0,30
1.6 16V		Conventional	11.2001 >		CA472	CB442	CC412	0,30
ST150		Conventional	03.2005 >		CA612	CB602		0,30
1.4 TDCi	D	Conventional	11.2001 >		CA612	CB602	CC542	0,30
1.6 TDCi	D	Conventional	11.2004 >		CA612	CB602		0,30
FIESTA VI								
1.0		Start-Stop	10.2012 >	CL652				0,40
1.0		Conventional	10.2012 >		CA612	CB602		0,40
1.0 EcoBoost		Start-Stop	01.2013 >	CL652				0,40
1.25		Conventional	10.2008 >		CA472	CB442		0,40
1.4, 1.4 LPG		Conventional	10.2008 >		CA472	CB442		0,40
1.6, 1.6 Ti, 1.6 ST		Conventional	10.2008 >		CA612	CB602		0,40
1.4 TDCi	D	Conventional	01.2009 >		CA612	CB602		0,40
1.5 TDCi	D	Conventional	09.2012 >		CA612	CB602		0,40
1.6 TDCi	D	Conventional	10.2008 >		CA722	CB712		0,40
FOCUS (DAW, DBW)								
1.4 16V		Conventional	10.1998 > 11.2004		CA472	CB442	CC412	0,30
1.6 16V, 1.6 16V Flexifuel		Conventional	10.1998 > 11.2004		CA472	CB442	CC412	0,30
1.8 16V		Conventional	10.1998 > 11.2004		CA612	CB602	CC542	0,30
2.0 16V, ST170		Conventional	10.1998 > 11.2004		CA612	CB602		0,30
RS		Conventional	10.2002 > 11.2004		CA612	CB602		0,30
1.8 DI / Turbo DI / TDDi / TDCi	D	Conventional	10.1998 > 11.2004		CA722	CB712	CC652	0,30
FOCUS II (DA_)								
1.4		Conventional	11.2004 >		CA472	CB442		0,50
1.6, 1.6 Ti, 1.6 LPG		Conventional	11.2004 >		CA612	CB602		0,50
1.8, 1.8 Flexifuel		Conventional	12.2005 >		CA612	CB602		0,50
2.0, 2.0 CNG, 2.0 LPG		Conventional	11.2004 >		CA612	CB602		0,50
2.5 ST, 2.5 RS, 2.5 RS 500		Conventional	10.2005 >		CA722	CB712		0,50
1.6 TDCi	D	Conventional	11.2004 >		CA722	CB712		0,50
1.8 TDCi	D	Conventional	01.2005 >		CA722	CB712		0,50
2.0 TDCi	D	Conventional	11.2004 >		CA722	CB712		0,50
FOCUS II Convertible								
1.6		Conventional	10.2006 >		CA612	CB602		0,50
2.0		Conventional	10.2006 >		CA612	CB602		0,50
2.0 TDCi	D	Conventional	10.2006 >		CA722	CB712		0,50
FOCUS III								
1.0 EcoBoost		Start-Stop	02.2012 >	CL652				
1.6 EcoBoost		Start-Stop	04.2011 >	CL752				
1.6 Ti, 1.6 LPG, 1.6 Flexifuel		Conventional	04.2011 >		CA612	CB602		
2.0 Ti-GDi		Conventional	08.2011 >		CA612	CB602		
2.0 ST		Conventional	07.2012 >		CA722	CB712		
1.6 TDCi, 1.6 TDCi ECOnetic	D	Start-Stop	04.2011 >	CL752				
2.0 TDCi	D	Conventional	04.2011 >		CA722	CB712		
FOCUS C-MAX								
1.6, 1.6 Ti		Conventional	10.2003 > 03.2007		CA612	CB602		0,30
1.8, 1.8 Flexifuel		Conventional	10.2003 > 03.2007		CA612	CB602		0,30
2.0		Conventional	03.2004 > 03.2007		CA612	CB602		0,30
1.6 TDCi	D	Conventional	10.2003 > 03.2007			CB802		
1.8 TDCi	D	Conventional	01.2005 > 03.2007			CB802		
2.0 TDCi	D	Conventional	10.2003 > 03.2007		CA722	CB712		
FUSION (JU_)								
1.25		Conventional	08.2004 >		CA472	CB442	CC412	0,30
1.4, 1.4 LPG		Conventional	08.2002 >		CA472	CB442	CC412	0,30

*podany czas wymiany należy traktować jako orientacyjny

Znalazłeś błąd w tabeli? Chciałbyś zaproponować inne zastosowanie? Czekamy na Twoje propozycje: pl.ekspert@eu.exide.com

Marka i model					Start-Stop	Tradycyjjne	Futura	Plus	Standard	(hour)*	s. 207
FORD											
FUSION (JU_)											
1.6		Conventional	08.2002 >		CA472	CB442	CC412	0,30			
1.4 TDCi	D	Conventional	08.2002 >		CA722	CB712	CC652	0,30			
1.6 TDCi	D	Conventional	11.2004 >		CA722	CB712		0,30			
GALAXY (WGR)											
2.0 i		Conventional	11.1995 > 05.2006		CA722	CB712	CC652	0,30			
2.3 16V		Conventional	01.1997 > 05.2006		CA722	CB712	CC652	0,30			
2.8 i V6, 2.8 i V6 4x4, 2.8 V6		Conventional	11.1995 > 05.2006		CA1000	CB950	CC900	0,30			
1.9 TDI	D	Conventional	03.1995 > 05.2006		CA1000	CB950	CC900	0,30			
GALAXY											
1.6 EcoBoost		Start-Stop	02.2011 >	CL752							
2.0, 2.0 EcoBoost, 2.0 Flexifuel		Conventional	05.2006 >		CA722	CB712		0,50			
2.3		Conventional	07.2007 >		CA722	CB712		0,50			
1.6 TDCi	D	Start-Stop	02.2011 >	CL752							
1.8 TDCi	D	Conventional	05.2006 >			CB802		0,50			
2.0 TDCi	D	Conventional	05.2006 >		CA722	CB712		0,50			
2.0 TDCi	D	Conventional	05.2006 >			CB802		0,50			
2.2 TDCi	D	Conventional	03.2008 >		CA722	CB712		0,50			
2.2 TDCi	D	Conventional	07.2010 >			CB802		0,50			
GT											
5.4		Conventional	06.2003 >			CB802					
KA (RB_)											
1.0 i		Conventional	07.1997 > 11.2008		CA472	CB442	CC412	0,30			
1.3 i		Conventional	09.1996 > 11.2008		CA472	CB442	CC412	0,30			
1.6 i		Conventional	07.2003 > 11.2008		CA472	CB442		0,30			
KA II											
1.2		Start-Stop	10.2008 >	CL600				0,30			
1.2		Conventional	10.2008 >		CA472	CB442		0,30			
1.3 TDCi	D	Start-Stop	10.2008 >	CL600				0,30			
1.3 TDCi	D	Conventional	10.2008 >		CA472	CB442		0,30			
KUGA I											
2.5, 2.5 4x4		Conventional	03.2009 >		CA722	CB712					
2.0 TDCi, 2.0 TDCi 4x4	D	Conventional	03.2008 >		CA722	CB712		0,50			
KUGA II											
1.6 EcoBoost		Start-Stop	03.2013 >	CL752							
1.6 EcoBoost 4x4		Start-Stop	03.2013 >	CL752							
1.6 EcoBoost 4x4		Conventional	03.2013 >		CA722	CB712					
2.0 TDCi, 2.0 TDCi 4x4	D	Conventional	03.2013 >		CA722	CB712					
MAVERICK (UDS, UNS)											
2.4 i		Conventional	02.1993 > 04.1998		CA754	CB704		0,30			
2.7 TD	D	Conventional	02.1993 > 04.1998		CA955	CB955	CC905	0,30			
MAVERICK											
2.0 16V		Conventional	02.2001 >		CA754	CB704		0,30			
2.3 16V		Conventional	03.2004 >		CA754	CB704		0,30			
3.0 V6 24V		Conventional	02.2001 >		CA754	CB704		0,30			
MONDEO I (GBP)											
1.6 i 16V		Conventional	02.1993 > 08.1996		CA612	CB602	CC542	0,30			
1.8 i 16V, 1.8 i 16V 4x4		Conventional	02.1993 > 08.1996		CA612	CB602	CC542	0,30			
2.0 i 16V, 2.0 i 16V 4x4		Conventional	02.1993 > 08.1996		CA612	CB602	CC542	0,30			
1.8 TD	D	Conventional	06.1993 > 08.1996		CA612	CB602	CC542	0,30			
MONDEO II (BAP)											
1.6 i, 1.6 i 16V		Conventional	09.1996 > 11.2000		CA612	CB602	CC542	0,30			
1.8 i		Conventional	09.1996 > 11.2000		CA612	CB602	CC542	0,30			
2.0 i		Conventional	09.1996 > 11.2000		CA612	CB602	CC542	0,30			
1.8 TD	D	Conventional	09.1996 > 11.2000		CA612	CB602	CC542	0,30			
MONDEO III (B5Y)											
1.8 16V, 1.8 Sci		Conventional	11.2000 > 08.2007		CA612	CB602		0,30			

*podany czas wymiany należy traktować jako orientacyjny

Znalazłeś błąd w tabeli? Chciałbyś zaproponować inne zastosowanie? Czekamy na Twoje propozycje: pl.ekspert@eu.exide.com

Ford

Marka i model					Start-Stop	Tradycyjne			
						Futura	Plus	Standard	(godziny)*
FORD									
MONDEO III (B5Y)									
2.0 16V		Conventional	11.2000 > 08.2007			CA612	CB602		0,30
2.0 16V DI / TDDi / TDCi, 2.0 TDCi	D	Conventional	11.2000 > 08.2007			CA722	CB712	CC652	0,30
2.2 TDCi	D	Conventional	09.2004 > 08.2007			CA722	CB712		0,30
MONDEO IV									
1.6 EcoBoost		Start-Stop	02.2011 >	CL752					
1.6 Ti		Conventional	03.2007 >			CA612	CB602		0,30
2.0, 2.0 Flexifuel, 2.0 LPG		Conventional	03.2007 >			CA612	CB602		0,30
2.0 EcoBoost, 2.0 SCTi		Conventional	03.2010 >			CA722	CB712		0,30
2.3		Conventional	07.2007 >			CA722	CB712		0,30
2.5		Conventional	03.2007 >			CA722	CB712		0,30
1.6 TDCi	D	Start-Stop	02.2011 >	CL752					0,30
1.8 TDCi	D	Conventional	03.2007 >			CA722	CB712		0,30
2.0 TDCi	D	Conventional	03.2007 >			CA722	CB712		0,30
2.2 TDCi	D	Conventional	03.2008 >			CA722	CB712		0,50
ORION III (GAL)									
1.3		Conventional	07.1990 > 12.1993			CA472	CB442	CC412	0,30 Ford adaptor
1.4		Conventional	07.1990 > 12.1993			CA472	CB442	CC412	0,30 Ford adaptor
1.6, 1.6 i, 1.6 i 16V		Conventional	07.1990 > 12.1993			CA612	CB602	CC542	0,30 Ford adaptor
1.8 i 16V		Conventional	01.1992 > 12.1993			CA612	CB602	CC542	0,30 Ford adaptor
1.8 D, 1.8 TD	D	Conventional	11.1990 > 12.1993			CA612	CB602	CC542	0,30 Ford adaptor
PUMA (EC_)									
1.4 16V		Conventional	11.1997 > 10.2000			CA472	CB442	CC412	0,30
1.6 16V		Conventional	08.2000 > 06.2002			CA612	CB602		0,30
1.7 16V, ST 160		Conventional	03.1997 > 06.2002			CA612	CB602		0,30
RANGER (TU_)									
1.8		Conventional	06.1999 > 02.2002			CA612	CB602		0,30
3.0		Conventional	06.1999 > 06.2006			CA722	CB712		0,30
4.0 4x4		Conventional	10.2005 > 06.2006			CA722	CB712		0,30
2.5 D, 2.5 D 4x4, 2.5 TD, 2.5 TD 4x4	D	Conventional	10.1999 > 06.2006			CA955	CB955		0,30
2.5 Tddi, 2.5 Tddi 4x4	D	Conventional	04.2002 > 09.2005			CA722	CB712		0,30
RANGER (J97M)									
2.5 TDCi, 2.5 TDCi 4x4	D	Conventional	05.2006 >			CA955	CB955		0,30
3.0 TDCi, 3.0 TDCi 4x4	D	Conventional	05.2006 >			CA955	CB955		0,30
RANGER (T6)									
2.5 i 4x4		Conventional	11.2011 >			CA722	CB712		
2.2 TDCi, 2.2 TDCi 4x4	D	Conventional	04.2011 >			CA722	CB712		
3.2 TDCi 4x4	D	Conventional	04.2011 >				CB802		
SCORPIO II (GFR, GGR)									
2.0 i, 2.0 i 16V		Conventional	10.1994 > 08.1998			CA612	CB602	CC542	0,20
2.3 i 16V		Conventional	06.1996 > 08.1998			CA612	CB602	CC542	0,20
2.9 i, 2.9 i 24V		Conventional	10.1994 > 08.1998			CA722	CB712	CC652	0,20
2.5 TD	D	Conventional	10.1994 > 08.1998			CA722	CB712	CC652	0,20
S-MAX									
1.6 EcoBoost		Start-Stop	02.2011 >	CL752					
2.0, 2.0 Flexifuel		Conventional	05.2006 >			CA612	CB602		0,50
2.0 EcoBoost		Conventional	07.2010 >			CA722	CB712		
2.3		Conventional	07.2007 >			CA722	CB712		0,50
2.5 ST		Conventional	05.2006 >			CA722	CB712		0,50
1.6 TDCi	D	Start-Stop	02.2011 >	CL752					
1.8 TDCi	D	Conventional	05.2006 >				CB802		0,50
2.0 TDCi	D	Conventional	05.2006 >				CB802		0,50
2.2 TDCi	D	Conventional	03.2008 >				CB802		0,50
STREET KA									
1.6		Conventional	05.2003 > 07.2005			CA472	CB442		0,30
TOURNEO CONNECT									
1.8 16V		Conventional	06.2002 >			CA722	CB712	CC652	0,30

*podany czas wymiany należy traktować jako orientacyjny

Znalazłeś błąd w tabeli? Chciałbyś zaproponować inne zastosowanie? Czekamy na Twoje propozycje: pl.ekspert@eu.exide.com

Marka i model						Start-Stop	Tradycyjjne					
							Futura	Plus	Standard	(hour)*	s. 207	
FORD												
TOURNEO CONNECT												
1.8 Di, 1.8 TDCi, 1.8 Turbo Di	D	Conventional	06.2002 >				CA722	CB712		0,30		
TOURNEO CONNECT (2013>)												
1.0 EcoBoost		Start-Stop	11.2013 >		CL652							
1.6 EcoBoost		Start-Stop	11.2013 >		CL752							
1.6 TDCi	D	Start-Stop	09.2013 >		CL752							
1.6 TDCi	D	Conventional	09.2013 >			CA722	CB712					
TOURNEO CUSTOM Bus												
2.2 TDCi	D	Conventional	12.2012 >			CA722	CB712					
TRANSIT (E_)												
2.0, 2.0 CNG, 2.0 i		Conventional	09.1991 > 03.2000			CA612	CB602	CC542	0,30		Ford adaptor	
2.9 i		Conventional	01.1991 > 09.1994				CB602	CC542	0,30		Ford adaptor	
2.5 DI, 2.5 TD	D	Conventional	09.1991 > 07.1994				CB602	CC542	0,30		Ford adaptor	
2.5 DI, 2.5 TD, 2.5 TDI	D	Conventional	08.1994 > 03.2000			CA722	CB712	CC652	0,30		C	
TRANSIT (F_)												
2.3		Conventional	08.2000 > 05.2006			CA612	CB602		0,30		C	
2.0 DI, 2.0 TDCi	D	Conventional	08.2000 > 05.2006			CA722	CB712		0,30		C	
2.4 DI, 2.4 TD, 2.4 TDCi, 2.4 Tddi, 2.4 TDE	D	Conventional	01.2000 > 05.2006				CB802		0,30		C	
TRANSIT (2006>2011)												
2.3 16V		Conventional	04.2006 >			CA722	CB712		0,30		C	
2.2 TDCi	D	Conventional	04.2006 >				CB802		0,30		C	
2.4 TDCi, 2.4 TDCi 4x4	D	Conventional	04.2006 >				CB802		0,30		C	
3.2 TDCi	D	Conventional	09.2007 >				CB802		0,30		C	
TRANSIT (2011>)												
2.2 TDCi, 2.2 TDCi 4x4	D	Conventional	10.2011 >				CB802					
TRANSIT CONNECT (P65_, P70_, P80_)												
1.8 16V, 1.8 16V LPG		Conventional	06.2002 >			CA722	CB712		0,30			
1.8 Di, 1.8 TDCi	D	Conventional	06.2002 >			CA722	CB712		0,30			
TRANSIT CONNECT (2013>)												
1.0 EcoBoost		Start-Stop	11.2013 >		CL652							
1.6 EcoBoost		Start-Stop	11.2013 >		CL752							
1.6 TDCi	D	Start-Stop	09.2013 >		CL752							
1.6 TDCi	D	Conventional	09.2013 >			CA722	CB712					
TRANSIT CUSTOM												
2.2 TDCi	D	Start-Stop	12.2012 >		CL752							
2.2 TDCi	D	Conventional	12.2012 >			CA722	CB712					
TRANSIT TOURNEO (1994>2000)												
2.0		Conventional	11.1994 > 12.2000			CA612	CB602	CC542				
2.4 D	D	Conventional	08.1994 > 06.2000			CA722	CB712	CC652				
2.5 DI, 2.5 TD	D	Conventional	11.1994 > 12.2000			CA722	CB712	CC652				
TRANSIT TOURNEO (2006>)												
2.2 TDCi	D	Conventional	07.2006 >				CB802		0,30			
FORD USA												
AEROSTAR												
3.0 i V6		Conventional	03.1986 > 12.1997					(EB788)				
4.0 i V6 4WD		Conventional	09.1989 > 12.1997					(EB788)				
PROBE II (ECP)												
2.0 16V		Conventional	10.1993 > 03.1998			CA612	CB602	CC542	0,30			
2.5 V6 24V		Conventional	10.1993 > 03.1998			CA612	CB602	CC542	0,30			
FSO												
LANOS												
1.4		Conventional	05.2004 > 10.2008					CB621				
1.5		Conventional	05.2004 > 10.2008					CB621				
1.6 16V		Conventional	05.2004 > 10.2008					CB621				
POLONEZ III												
1.4 i 16V		Conventional	09.1992 > 03.2002					CB501	0,20			
1.6 i		Conventional	09.1992 > 03.2002					CB621	0,20			

*podany czas wymiany należy traktować jako orientacyjny

Znalazłeś błąd w tabeli? Chciałbyś zaproponować inne zastosowanie? Czekamy na Twoje propozycje: pl.ekspert@eu.exide.com

Marka i model					Start-Stop	Tradycyjne			
					Futura	Plus	Standard	(godziny)*	s. 207
FSO									
POLONEZ III									
1.9 D	D	Conventional	09.1992 > 03.2002			CB621		0,20	
GAZ									
GAZELLE									
2.4		Conventional	10.1993 > 08.2001			CB621			
2.4 D	D	Conventional	10.1993 > 08.2001			CB621			
GAZELLE (2003>)									
2.3, 2.3 4x4		Conventional	01.2003 > 01.2010			CB621			
2.9, 2.9 4x4		Conventional	01.2003 > 03.2013			CB621			
2.8 TD	D	Conventional	02.2010 >			CB621			
GAZELLE NEXT									
2.9		Conventional	04.2013 >			CB621			
2.8 TD	D	Conventional	04.2013 >			CB621			
VALDAJ									
3.8	D	Conventional	09.2010 >		CF1202	CG1100			
VOLGA (3102)									
2.4		Conventional	02.1972 > 01.1993			CB621			
2.3 D	D	Conventional	10.1985 > 01.1993			CB621			
VOLGA									
2.3		Conventional	02.1993 > 12.2010			CB621			
2.4		Conventional	02.1993 > 12.2010			CB621			
2.1 D	D	Conventional	04.2000 > 12.2010			CB621			
2.4 D	D	Conventional	10.1994 > 04.1998			CB621			
HONDA									
ACCORD IV (CB)									
1.8		Conventional	01.1990 > 12.1991			CB605			
2.0 16V, 2.0 i 16V		Conventional	01.1990 > 03.1993			CB605			
2.2, 2.2 i 16V, 2.2 i 16V Automatic		Conventional	01.1990 > 10.1993			CB605			
ACCORD IV Aerodeck (CB)									
2.0 i 16V		Conventional	03.1993 > 12.1993			CB605		0,20	
2.2, 2.2 i 16V		Conventional	01.1991 > 12.1994			CB605		0,20	
ACCORD IV Coupe (CC1)									
2.0 i 16V		Conventional	01.1992 > 09.1993			CB605		0,20	
ACCORD V (CC7, CD)									
2.0 i, 2.0 i S		Conventional	03.1993 > 01.1996			CB605		0,20	
2.3 i SR		Conventional	03.1993 > 01.1996			CB605		0,20	
ACCORD V (CE, CF)									
1.9 i		Conventional	02.1996 > 10.1998			CB605		0,20	
2.0 i LS		Conventional	02.1996 > 10.1998			CB605		0,20	
2.2 i VTEC		Conventional	02.1996 > 10.1998			CB605		0,20	
2.0 TDi	D	Conventional	04.1996 > 10.1998			CB605		0,20	
ACCORD V Aerodeck (CE)									
2.0 i LS 16V		Conventional	09.1993 > 02.1998			CB605		0,20	
2.2 i ES		Conventional	09.1993 > 02.1998			CB605		0,20	
ACCORD V Coupe (CD7, CD9)									
2.0		Conventional	09.1993 > 12.1997			CB605		0,20	
2.2 i ES		Conventional	09.1993 > 02.1998			CB605		0,20	
ACCORD VI (CG, CK)									
1.6 i, 1.6 LS		Conventional	10.1998 > 12.2002			CB604		0,20	
1.8 i		Conventional	10.1998 > 12.2002			CB604		0,20	
2.0 i		Conventional	10.1998 > 01.2001			CB604		0,20	
2.2 Type-R		Conventional	02.1999 > 12.2002			CB605		0,20	
2.3		Conventional	01.2001 > 06.2003			CB605		0,20	
3.0 Vtec		Conventional	10.1998 > 12.2002			CB605		0,20	
2.0 Turbo DI	D	Conventional	02.1999 > 12.2002			CB605		0,20	
ACCORD VI Aerodeck (CM)									
1.6		Conventional	10.1998 > 12.2002			CB605			

*podany czas wymiany należy traktować jako orientacyjny

Znalazłeś błąd w tabeli? Chciałbyś zaproponować inne zastosowanie? Czekamy na Twoje propozycje: pl.ekspert@eu.exide.com

Marka i model				Start-Stop	Tradycyjjne			
					Futura	Plus	Standard	(hour)*
HONDA								
ACCORD VI Aerodeck (CM)								
2.4 Vtec E		Conventional	09.2003 > 09.2005			CB605		
ACCORD VI Coupe (CG)								
2.0 i 16V		Conventional	02.1998 > 06.2003			CB605		0,20
2.3 VTi		Conventional	02.1998 > 10.2002			CB605		0,20
3.0 V6 24V, 3.0 Vtec		Conventional	02.1998 > 06.2003			CB605		0,20
ACCORD VII (CL)								
2.0		Conventional	02.2003 >					0,20
2.0 AWD (CL8), 2.0 R		Conventional	02.2003 >			CB605		0,20
2.4		Conventional	09.2006 >			CB605		0,20
2.4 (CL9)		Conventional	02.2003 >			CB454		0,20
3.0		Conventional	04.2006 > 05.2008			CB605		0,20
2.2 i-CTDi	D	Conventional	01.2004 >		CA770	CB740		0,20
ACCORD VII (CM)								
2.4 Vtec E		Conventional	02.2003 > 09.2005			CB605		
3.0		Conventional	09.2006 >			CB605		
ACCORD VII (CP)								
3.5 V 6		Conventional	02.2008 >			CB605		
ACCORD Coupe								
3.0 V6, 3.0 VTi- Vtec		Conventional	07.2003 >			CB605		
ACCORD VII Tourer (CM)								
2.0		Conventional	04.2003 >			CB605		0,20
2.4, 2.4 Vtec E, 2.4 Vtec T		Conventional	04.2003 >			CB605		0,20
2.2 i-CTDi	D	Conventional	01.2004 >		CA770	CB740		0,20
ACCORD VIII (CU)								
2.0 i		Conventional	07.2008 >			CB605		0,40
2.4, 2.4 i		Conventional	06.2008 >			CB605		0,40
2.2 i-DTEC	D	Conventional	07.2008 >			CB605		0,40
ACCORD VIII TOURER								
2.0 i		Conventional	07.2008 >			CB605		0,40
2.4 i		Conventional	07.2008 >			CB605		0,40
2.2 i-DTEC	D	Conventional	07.2008 >			CB605		0,40
CITY Saloon (GM)								
1.4 i-V TEC		Conventional	09.2008 >			CB456		
1.5		Conventional	02.2009 >			CB456		
CIVIC II Shuttle (EE)								
1.4 i 16V		Conventional	01.1988 > 12.1992			CB455		0,20
1.5 i 16V		Conventional	01.1988 > 11.1991			CB455		0,20
1.6 4x4		Conventional	01.1988 > 12.1992			CB457		0,20
1.6 i 16V 4WD (EE4)		Conventional	01.1988 > 02.1995			CB455		0,20
CIVIC V Coupe (EJ)								
1.5 i Lsi		Conventional	01.1994 > 11.1995			CB457		0,20
1.6 i, 1.6 i Vtec		Conventional	01.1994 > 03.1996			CB457		0,20
CIVIC V Hatchback (EG)								
1.3 16V		Conventional	10.1991 > 11.1995			CB457		0,20
1.4 16V		Conventional	01.1995 > 04.1997			CB457		0,20
1.5 i 16V		Conventional	10.1991 > 11.1995			CB457		0,20
1.6 16V Vtec, 1.6 VTi 16V		Conventional	10.1991 > 11.1995			CB457		0,20
CIVIC V Saloon (EG, EH)								
1.3		Conventional	01.1992 > 12.1992			CB457		0,20
1.5, 1.5 i 16		Conventional	01.1992 > 12.1995			CB457		0,20
1.6 16V Vtec, 1.6 VTi, 1.6 4x4		Conventional	10.1991 > 11.1995			CB457		0,20
CIVIC VI Aerodeck (MB, MC)								
1.4 16V		Conventional	04.1998 > 02.2001			CB455		0,20
1.5 16V		Conventional	04.1998 > 02.2001			CB455		0,20
1.6 16V		Conventional	04.1998 > 02.2001			CB455		0,20
1.8 16V		Conventional	04.1998 > 02.2001			CB455		0,20

*podany czas wymiany należy traktować jako orientacyjny

Znalazłeś błąd w tabeli? Chciałbyś zaproponować inne zastosowanie? Czekamy na Twoje propozycje: pl.ekspert@eu.exide.com

Honda

Marka i model					Start-Stop	Tradycyjne			
						Futura	Plus	Standard	(godziny)*
HONDA									
CIVIC VI Aerodeck (MB, MC)									
2.0 i D	D	Conventional	04.1998 > 02.2001				CB605		0,20
CIVIC VI Coupe (EJ, EM1)									
1.6, 1.6 i, 1.6 i Vtec		Conventional	03.1996 > 12.2000				CB455		0,40
CIVIC VI Fastback (MA, MB)									
1.4 i		Conventional	09.1994 > 02.2001				CB457		0,20
1.5 16V (MB3)		Conventional	01.1997 > 02.2001				CB455		0,20
1.5 i Vtec-E (MA9)		Conventional	09.1994 > 01.1997				CB457		0,20
1.6, 1.6 16V, 1.6 Vti (MB4)		Conventional	11.1998 > 10.2000				CB455		0,20
1.6 i, 1.6 i Vtec (MB1)		Conventional	09.1994 > 01.1997				CB457		0,20
1.8 16V		Conventional	01.1997 > 02.2001				CB455		0,20
2.0 i TD, 2.0 TDiC	D	Conventional	01.1997 > 02.2001				CB605		0,20
CIVIC VI Hatchback (EJ, EK)									
1.4 i, 1.4 i S		Conventional	11.1995 > 02.2001				CB455		0,20
1.5 i (EK3)		Conventional	11.1995 > 02.2001				CB455		0,20
1.6, 1.6 i (EK1), 1.6 VTi (EK4)		Conventional	10.1995 > 03.1999				CB455		0,20
1.6 VTEC Type R		Conventional	08.1997 > 09.2000				CB457		0,20
2.0 TDiC	D	Conventional	11.1998 > 10.2000				CB605		0,20
CIVIC VI Saloon (EJ, EK)									
1.4, 1.4 i		Conventional	11.1995 > 02.2001				CB455		0,20
1.5 i		Conventional	11.1995 > 02.2001				CB455		0,20
1.6, 1.6 i Vtec, 1.6 Vti		Conventional	10.1995 > 12.2000				CB455		0,20
1.7		Conventional	11.1997 > 03.2001				CB455		0,20
CIVIC VII Coupe (EM2)									
1.6 i		Conventional	02.2001 > 12.2005				CB455		0,40
1.7 i, 1.7 i VTEC		Conventional	05.2001 > 12.2005				CB455		0,40
CIVIC VII Hatchback (EU, EP, EV)									
1.4 i, 1.4 iS		Conventional	02.2001 > 09.2005				CB455		0,40
1.6 i		Conventional	02.2001 > 09.2005				CB455		0,40
1.7		Conventional	01.2000 > 08.2005				CB455		0,40
2.0 i Sport, 2.0 Type-R		Conventional	09.2001 > 09.2005				CB455		0,40
1.7 CTDi	D	Conventional	01.2002 > 09.2005				CB605		0,40
CIVIC VII Hatchback (EU, EP, EV)									
1.3 IMA		Hybrid	01.2004 > 09.2005				CB455		
1.4		Conventional	12.2000 > 09.2005				CB455		0,40
1.6		Conventional	02.2001 > 09.2005				CB455		0,40
1.7		Conventional	02.2001 > 09.2005				CB455		0,40
1.8		Conventional	02.2001 > 09.2005				CB455		0,40
CIVIC VIII Hatchback (FN, FK)									
1.4		Conventional	01.2006 >				CB356		0,40
1.6		Conventional	09.2005 >				CB454		0,40
1.8		Conventional	01.2006 >				CB454		0,40
Type R		Conventional	09.2006 >				CB604		0,40
2.2 CTDi	D	Conventional	01.2006 >			CA770	CB740		0,40
CIVIC VIII Saloon (FD, FA)									
1.3 Hybrid		Hybrid	01.2006 >				CB454		
CIVIC IX (FK)									
1.4 i-VTEC		Conventional	02.2012 >				CB454		
1.8 i-VTEC		Conventional	02.2012 >				CB604		
1.6 i-DTEC	D	Conventional	02.2013 >				CB604		
2.2 i-DTEC	D	Conventional	02.2012 >				CB604		
CONCERTO (HW)									
1.4		Conventional	08.1989 > 10.1992				CB500	CC440	0,20
1.5 i 16V		Conventional	08.1989 > 03.1995			CA530	CB500	CC440	0,20
1.6, 1.6 16V, 1.6 i 16V		Conventional	10.1989 > 03.1995			CA530	CB500	CC440	0,20
1.8 TD	D	Conventional	08.1994 > 10.1996			CA954	CB954	CC904	0,20

*podany czas wymiany należy traktować jako orientacyjny

Znalazłeś błąd w tabeli? Chciałbyś zaproponować inne zastosowanie? Czekamy na Twoje propozycje: pl.ekspert@eu.exide.com

Marka i model					Start-Stop	Tradycyjjne			
					Futura	Plus	Standard	(hour)*	s. 207
HONDA									
CR-V I (RD)									
2.0, 2.0 16V		Conventional	10.1995 > 02.2002			CB454			
CR-V II (RD_)									
2.0		Conventional	07.2002 > 09.2006			CB454		0,20	
2.4 Vtec		Conventional	03.2002 > 09.2006			CB454		0,20	
2.2 CTDi	D	Conventional	02.2005 > 09.2006		CA770	CB740		0,20	
CR-V III (RE)									
2.0 i 4WD		Conventional	01.2007 >		CA530	CB500		0,40	
2.4, 2.4 i-VTEC 4WD		Conventional	04.2007 >		CA640	CB620		0,40	
2.2 i-CTDi 4WD, 2.2 i-DTEC 4WD	D	Conventional	01.2007 >		CA770	CB740		0,40	
CR-V IV (RM_)									
2.0, 2.0 AWD		Conventional	10.2012 >			CB605			
2.4 AWD		Conventional	01.2012 >			CB605			
1.6 i-DTEC	D	Conventional	10.2013 >			CB605			
2.2 i-DTEC AWD	D	Conventional	10.2012 >			CB605			
CRX II (ED, EE)									
1.6 i 16V, 1.6 i 16V Vtec		Conventional	10.1987 > 02.1992			CB455		0,20	
CR-Z (ZF1)									
1.5 Hybrid		Hybrid	06.2010 >						
ELEMENT									
2.4 Vtec		Conventional	07.2002 >						
FR-V (BE)									
1.7		Conventional	08.2004 >			CB454			
1.8		Conventional	01.2007 >			CB454			
2.0		Conventional	02.2005 >			CB454			
2.2 i CTDi	D	Conventional	07.2005 >		CA770	CB740			
HR-V (GH)									
1.6 16V, 1.6 16V 4WD		Conventional	03.1999 >			CB454		0,20	
INSIGHT (ZE)									
1.0 Hybrid		Hybrid	04.2000 > 12.2006			CB605			
1.3 Hybrid		Hybrid	04.2009 >			CB357			
INTEGRA Coupe (DC2, DC4)									
1.8 Type-R		Conventional	09.1993 > 10.2001			CB454			
INTEGRA (DC5)									
2.0, 2.0 16V Type-R		Conventional	02.2002 >			CB454			
JAZZ II (GD)									
1.2		Conventional	03.2002 > 07.2008			CB356		0,20	
1.3 iDSi		Conventional	03.2002 > 09.2007			CB456		0,20	
1.4		Conventional	03.2002 > 07.2008			CB356		0,20	
1.5		Conventional	04.2002 > 07.2008			CB456		0,20	
JAZZ III (GE)									
1.2		Conventional	07.2008 >					0,40	
1.3 HYBRID		Hybrid	04.2011 >						
1.4, 1.4 i		Conventional	11.2008 >			CB456		0,40	
1.5 i, 1.5 Flexfuel		Conventional	07.2008 >			CB456		0,40	
LEGEND II (KA7)									
3.2 i 24V		Conventional	01.1991 > 02.1996			CB604		0,20	
LEGEND III (KA9)									
3.5, 3.5 i 24V		Conventional	02.1996 >		CA754	CB704			
LEGEND IV (KB_)									
3.5 V6 4WD		Conventional	05.2006 >		CA754	CB704			
3.7 VTEC V6 4WD		Conventional	07.2008 >		CA754	CB704			
LOGO (GA3)									
1.3		Conventional	03.1999 > 03.2002			CB455			
ODYSSEY (RA_)									
2.3 4x4		Conventional	10.1997 > 06.2002			CB604		0,20	

*podany czas wymiany należy traktować jako orientacyjny

Znalazłeś błąd w tabeli? Chciałbyś zaproponować inne zastosowanie? Czekamy na Twoje propozycje: pl.ekspert@eu.exide.com

Honda > Hyundai

Marka i model					Start-Stop	Tradycyjne				
						Futura	Plus	Standard	(godziny)*	s. 207
HONDA										
ODYSSEY (RB_)										
2.3, 2.3 4x4		Conventional	07.2002 > 09.2003				CB604		0,20	
2.4 i-VTEC, 2.4 i-VTEC 4x4		Conventional	11.2008 >				CB604			
3.5		Conventional	07.2002 >				CB604			
PRELUDE III (BA)										
2.0, 2.0 EX, 2.0 i EX 16V		Conventional	04.1986 > 01.1992				CB705			
PRELUDE IV (BB)										
2.0 i 16V		Conventional	02.1992 > 09.1996			CA754	CB704	CC604	0,20	
2.2 i 16V Vtec		Conventional	02.1993 > 09.1996			CA754	CB704	CC604	0,20	
2.3 i 16V		Conventional	02.1992 > 09.1996			CA754	CB704	CC604	0,20	
PRELUDE V (BB)										
2.0 16V		Conventional	10.1996 > 10.2000			CA754	CB704	CC604	0,20	
2.2 16V		Conventional	10.1996 > 10.2000			CA754	CB704	CC604	0,20	
S2000 (AP)										
2.0 Vtec		Conventional	03.1999 >				CB457		0,20	
2.2 Vtec		Conventional	10.2003 >				CB454			
SHUTTLE (RA)										
2.2 16V		Conventional	10.1994 > 02.1998				CB604		0,20	
2.3 16V		Conventional	10.1997 > 06.2004				CB604		0,20	
3.0, 3.0 4x4		Conventional	10.1997 > 06.2004				CB604		0,20	
STREAM (RN)										
1.7 16V		Conventional	05.2001 >				CB455		0,40	
2.0 16V		Conventional	05.2001 >				CB455		0,40	
HUMMER										
HUMMER H1										
6.5 D, 6.5 Turbo D	D	Conventional	01.1992 >				(EB758)			
HUMMER H2										
6.0 All-wheel Drive		Conventional	09.2002 > 09.2004				(EB758)			
6.2 AWD		Conventional	10.2004 >				(EB758)			
HUMMER H2 SUT										
6.0		Conventional	09.2004 >				(EB758)			
6.2 AWD		Conventional	09.2007 > 12.2008				(EB758)			
HUMMER H3										
3.5		Conventional	04.2005 >				CB605			
3.7 All-wheel Drive		Conventional	09.2006 >				CB605			
5.3 V8		Conventional	10.2008 >				CB605			
HYUNDAI										
ACCENT I (X-3)										
1.3, 1.3 i 12V		Conventional	10.1994 > 01.2000				CB454		0,20	
1.5 i 12V, 1.5 i 16V		Conventional	10.1994 > 01.2000				CB454		0,20	
ACCENT II (LC)										
1.3		Conventional	01.2000 > 11.2005			CA530	CB500	CC440	0,20	
1.5		Conventional	09.2000 > 11.2005			CA530	CB500	CC440	0,20	
1.6		Conventional	12.2002 > 11.2005			CA530	CB500	CC440	0,20	
1.5 CRDi	D	Conventional	04.2002 > 11.2005			CA754	CB704		0,20	
ACCENT III (MC)										
1.4 GL		Conventional	11.2005 > 11.2010			CA530	CB500	CC440	0,20	
1.6 GLS		Conventional	11.2005 > 11.2010			CA530	CB500	CC440	0,20	
1.5 CRDi GLS	D	Conventional	11.2005 > 11.2010			CA754	CB704		0,20	
ACCENT IV (RB)										
1.4		Conventional	11.2010 >			CA530	CB500			
1.6		Conventional	11.2010 >			CA530	CB500			
ATOS (MX)										
0.8		Conventional	04.1999 > 07.2003				(EB356A)		0,20	
1.0 i		Conventional	02.1998 >				(EB356A)		0,20	
1.1		Conventional	06.2003 >				(EB356A)		0,20	
1.3		Conventional	08.2003 > 08.2008				(EB356A)		0,20	

*podany czas wymiany należy traktować jako orientacyjny

Znalazłeś błąd w tabeli? Chciałbyś zaproponować inne zastosowanie? Czekamy na Twoje propozycje: pl.ekspert@eu.exide.com

Marka i model		Start-Stop		Tradycyjjne		Futura		Plus		Standard		i s. 207	
HYUNDAI													
ATOS PRIME (MX)													
1.0 i		Conventional	08.1999 >					(EB356A)				0,20	
1.1		Conventional	06.2003 >					(EB356A)				0,20	
COUPE (GK)													
1.6 16V		Conventional	03.2002 > 08.2009					CB604				0,20	
2.0, 2.0 GLS		Conventional	08.2001 > 08.2009					CB604				0,20	
2.7 V6		Conventional	03.2002 > 08.2009			CA754		CB704				0,20	
COUPE (RD)													
1.6 16V, 1.6 i 16V		Conventional	03.1998 > 04.2002					CB604					
2.0, 2.0 16V, F2 Evolution		Conventional	01.1999 > 01.2002					CB604					
ELANTRA (XD)													
1.6		Conventional	06.2000 > 07.2006			CA530		CB500				0,20	
1.8		Conventional	06.2000 > 07.2006			CA530		CB500					
2.0		Conventional	06.2000 > 07.2006			CA640		CB620					
1.6 CRDi	D	Conventional	02.2006 > 07.2006			CA754		CB704				0,20	
2.0 CRDi	D	Conventional	04.2001 > 07.2006			CA754		CB704				0,20	
GALLOPER I													
2.5 TD, 2.5 TD intercooler	D	Conventional	08.1991 > 07.1998			CA955		CB955		CC905			
3.0 V6		Conventional	08.1991 > 07.1998			CA955		CB955		CC905			
GALLOPER II (JK-01)													
2.5 Tci D, 2.5 TD, 2.5 TD Intercooler	D	Conventional	08.1998 > 12.2003			CA955		CB955		CC905		0,30	
3.0 V6		Conventional	08.1998 > 12.2003			CA955		CB955		CC905		0,30	
GENESIS													
3.8 V6		Conventional	01.2008 >			CA1000		CB950					
GENESIS Coupe													
2.0 T		Conventional	01.2008 >			CA754		CB704					
3.8 V6		Conventional	01.2008 >			CA754		CB704					
GETZ (TB)													
1.1		Conventional	09.2002 > 06.2009			CA530		CB500		CC440		0,20	
1.3, 1.3 i		Conventional	09.2003 > 06.2009			CA530		CB500		CC440		0,20	
1.4 i		Conventional	08.2005 > 06.2009			CA530		CB500		CC440		0,20	
1.5 i		Conventional	03.2003 > 09.2005			CA530		CB500		CC440		0,20	
1.6		Conventional	09.2002 > 06.2009			CA530		CB500		CC440		0,20	
1.5 CRDi, 1.5 CRDi GLS	D	Conventional	03.2003 > 06.2009					CB604				0,20	
GRAND SANTA FE													
2.2 CRDi	D	Conventional	06.2013 >			CA954		CB954					
GRANDEUR (HG)													
2.7		Conventional	06.2011 >			CA770		CB740					
3.3		Conventional	06.2011 >			CA770		CB740					
2.7		Conventional	05.2006 >			CA770		CB740					
3.3		Conventional	04.2005 >			CA770		CB740				0,30	
3.8		Conventional	06.2005 >			CA770		CB740					
2.2 CRDi	D	Conventional	06.2006 >			CA754		CB704					
H-1 / STAREX													
2.4, 2.4 4WD		Conventional	06.1997 > 04.2004					CB741				0,20	
2.5 CRDi, 2.5 CRDi 4WD	D	Conventional	06.1997 > 04.2004			CA955		CB955		CC905		0,20	
2.5 D, 2.5 Tci, 2.5 TD, 2.5 TD 4WD	D	Conventional	10.1997 > 12.2007			CA955		CB955		CC905		0,20	
2.6 TDiC	D	Conventional	10.1997 > 04.2004			CA955		CB955		CC905		0,20	
H-1 Cargo (TQ)													
2.5 CRDi	D	Conventional	02.2008 >			CA955		CB955		CC905		0,20	
H100													
2.4		Conventional	07.1993 > 03.2000			CA955		CB955		CC905		0,30	
2.5 D, 2.5 TD	D	Conventional	07.1993 > 03.2000			CA955		CB955		CC905		0,30	
2.6 D	D	Conventional	10.1999 > 10.2004			CA955		CB955		CC905			
HIGHWAY VAN													
2.0 16V		Conventional	03.2000 >					CB605					
2.7 V6 24V		Conventional	03.2000 >			CA955		CB955		CC905			

*podany czas wymiany należy traktować jako orientacyjny

Znalazłeś błąd w tabeli? Chciałbyś zaproponować inne zastosowanie? Czekamy na Twoje propozycje: pl.ekspert@eu.exide.com

Marka i model					Start-Stop	Tradycyjne			
						Futura	Plus	Standard	(godziny)*
HYUNDAI									
i10									
1.0		Conventional	01.2011 >				(EB356A)		0,30
1.1		Conventional	12.2007 >				(EB356A)		0,30
1.2		Conventional	11.2008 >				(EB356A)		0,30
1.1 CRDi	D	Conventional	01.2008 >				CB604		0,30
i10 (BA)									
1.0		Start-Stop	12.2013 >	CL604					
1.0		Conventional	12.2013 >				(EB356A)		
1.2		Conventional	12.2013 >			CA530	CB500		
i20 (PB, PBT)									
1.2		Conventional	09.2008 >			CA530	CB500		0,20
1.4		Conventional	09.2008 >			CA530	CB500		0,20
1.6		Conventional	09.2008 >			CA530	CB500		0,20
1.1 CRDi	D	Conventional	03.2012 >			CA530	CB500		0,20
1.4 CRDi	D	Conventional	08.2008 >				CB604		0,20
1.6 CRDi	D	Conventional	09.2008 >				CB604		0,20
i30 (FD)									
1.4		Start-Stop	10.2007 > 11.2011	CK600					0,20
1.4		Conventional	10.2007 > 11.2011		CA530	CB500			0,20
1.6		Start-Stop	02.2008 > 11.2011	CK600					0,20
1.6		Conventional	10.2007 > 11.2011		CA530	CB500			0,20
2.0		Conventional	10.2007 > 11.2011		CA640	CB620			0,20
1.6 CRDi	D	Start-Stop	10.2007 > 11.2011	CL700					0,20
1.6 CRDi	D	Conventional	10.2007 > 11.2011			CB604			0,20
2.0 CRDi	D	Conventional	10.2007 > 11.2011		CA754	CB704			0,20
i30 (GD)									
1.4		Conventional	11.2011 >		CA530	CB500			0,20
1.6, 1.6 GDI		Conventional	11.2011 >		CA530	CB500			0,20
1.4 CRDi	D	Start-Stop	11.2011 >	CL700					0,20
1.6 CRDi	D	Start-Stop	06.2012 >	CL700					0,20
1.6 CRDi	D	Conventional	06.2012 >			CB604			0,20
i30 CW (FD)									
1.4		Start-Stop	10.2007 > 06.2012	CK600					0,20
1.4		Conventional	10.2007 > 06.2012		CA530	CB500			0,20
1.6		Start-Stop	02.2008 > 06.2012	CK600					0,20
1.6		Conventional	02.2008 > 06.2012		CA530	CB500			0,20
2.0		Conventional	02.2008 > 06.2012		CA640	CB620			0,20
1.6 CRDi	D	Start-Stop	02.2008 > 06.2012	CL700					0,20
1.6 CRDi	D	Conventional	02.2008 > 06.2012			CB604			0,20
2.0 CRDi	D	Conventional	02.2008 > 06.2012		CA754	CB704			0,20
i30 CW (GD)									
1.4		Conventional	06.2012 >		CA530	CB500			
1.6, 1.6 GDI		Conventional	06.2012 >		CA530	CB500			
1.4 CRDi	D	Start-Stop	06.2012 >	CL700					
1.4 CRDi	D	Conventional	06.2012 >			CB604			
1.6 CRDi	D	Start-Stop	06.2012 >	CL700					
1.6 CRDi	D	Conventional	06.2012 >			CB604			
i40 (VF)									
1.6 GDI		Start-Stop	03.2012 >	CK700					
2.0 GDI		Conventional	03.2012 >		CA640	CB620			
1.7 CRDi	D	Start-Stop	03.2012 >	CK800					
i40 CW (VF)									
1.6 GDI		Conventional	07.2011 >		CA640	CB620			
2.0 GDI		Conventional	07.2011 >		CA640	CB620			
1.7 CRDi	D	Start-Stop	07.2011 >	CK700					
1.7 CRDi	D	Start-Stop	07.2011 >	CK800					

*podany czas wymiany należy traktować jako orientacyjny

Znalazłeś błąd w tabeli? Chciałbyś zaproponować inne zastosowanie? Czekamy na Twoje propozycje: pl.ekspert@eu.exide.com

Marka i model					Start-Stop	Tradycyjjne			
					Futura	Plus	Standard	(hour)*	s. 207
HYUNDAI									
ix20 (JC)									
1.4		Conventional	11.2010 >		CA530	CB500			
1.6		Conventional	11.2010 >		CA530	CB500			
1.4 CRDi	D	Start-Stop	11.2010 >	CK700					
1.6 CRDi	D	Start-Stop	06.2011 >	CK700					
1.6 CRDi	D	Conventional	06.2011 >			CB604			
ix35 (LM)									
1.6		Start-Stop	11.2010 >	CL700					
2.0, 2.0 4WD		Conventional	01.2010 >			CB604			
1.7 CRDi	D	Start-Stop	11.2010 >	CK800					
1.7 CRDi	D	Conventional	11.2010 >		CA754	CB704			
2.0 CRDi, 2.0 CRDi 4WD	D	Conventional	01.2010 >		CA770	CB740			
2.0 CRDi (184hp)	D	Conventional	01.2012 >		CA954	CB954			
ix55									
3.8 V6, 3.8 V6 4WD		Conventional	01.2011 >		CA954	CB954			
3.0 V6 CRDi 4WD	D	Conventional	09.2008 >		CA954	CB954			
LANTRA I (J-1)									
1.5 i.e.		Conventional	10.1990 > 11.1995			CB455		0,30	
1.6 i.e. 16V		Conventional	10.1990 > 11.1995			CB455		0,30	
1.8 i.e. 16V		Conventional	10.1990 > 11.1995			CB455		0,30	
LANTRA II (J-2)									
1.5 12V		Conventional	12.1996 > 09.2000			CB455		0,30	
1.6 16V, 1.6 i		Conventional	11.1995 > 09.2000			CB455		0,30	
1.8 16V		Conventional	11.1995 > 09.2000			CB455		0,30	
2.0, 2.0 16V		Conventional	08.1996 > 05.2000		CA640	CB620	CC550	0,30	
1.9 D	D	Conventional	03.1998 > 09.2000			CB604		0,30	
MATRIX (FC)									
1.6		Conventional	06.2001 > 08.2010		CA640	CB620	CC550	0,20	
1.8		Conventional	06.2001 > 08.2010			CB605		0,20	
1.5 CRDi, 1.5 CRDi VGT	D	Conventional	10.2001 > 08.2010		CA754	CB704		0,20	
PONY / EXCEL (X-2)									
1.3		Conventional	10.1989 > 01.1995			CB455		0,30	
1.5, 1.5 i		Conventional	10.1989 > 01.1995			CB455		0,30	
PORTER									
2.4		Conventional	03.1996 > 04.2004		CA954	CB954			
2.5 CRDi, 2.5 TD	D	Conventional	07.1994 > 04.2004		CA954	CB954			
S COUPE (SLC)									
1.5 i, 1.5 i Turbo		Conventional	02.1990 > 05.1996			CB455		0,30	
SANTA FE I (SM)									
2.0		Conventional	08.2001 > 03.2006		CA640	CB620		0,30	
2.4 16V, 2.4 16V 4x4		Conventional	02.2001 > 03.2006		CA640	CB620		0,30	
2.7, 2.7 4x4, 2.7 V6 4x4		Conventional	11.2000 > 03.2006		CA640	CB620		0,30	
3.5, 3.5 4x4		Conventional	09.2003 > 02.2006		CA770	CB740		0,30	
2.0 CRDi, 2.0 CRDi 4x4	D	Conventional	04.2001 > 03.2006		CA954	CB954		0,30	
2.2 CRDi, 2.2 CRDi 4x4	D	Conventional	10.2005 > 03.2006		CA954	CB954		0,30	
SANTA FE II (CM)									
2.4, 2.4 4x4		Conventional	07.2010 >		CA640	CB620			
2.7, 2.7 4x4		Conventional	08.2004 >		CA640	CB620			
2.7 V6 GLS, 2.7 V6 GLS 4x4		Conventional	03.2006 >		CA640	CB620		0,30	
3.3 Dynamic 4x4		Conventional	03.2006 >		CA770	CB740			
2.0 CRDi, 2.0 CRDi 4x4	D	Conventional	12.2010 >		CA954	CB954			
2.2 CRDi, 2.2 CRDi 4x4	D	Conventional	03.2006 >		CA954	CB954			
2.2 CRDi GLS, 2.2 CRDi GLS 4x4	D	Conventional	03.2006 >		CA954	CB954		0,30	
SANTA FE III (DM)									
2.4, 2.4 4WD		Conventional	09.2012 >		CA954	CB954			
2.0 CRDi, 2.0 CRDi 4WD	D	Conventional	09.2012 >		CA954	CB954			
2.2 CRDi, 2.2 CRDi 4WD	D	Conventional	09.2012 >		CA954	CB954			

*podany czas wymiany należy traktować jako orientacyjny

Znalazłeś błąd w tabeli? Chciałbyś zaproponować inne zastosowanie? Czekamy na Twoje propozycje: pl.ekspert@eu.exide.com

Marka i model					Start-Stop	Tradycyjne			
						Futura	Plus	Standard	(godziny)*
HYUNDAI									
SONATA II (Y-2)									
1.8 i		Conventional	09.1988 > 10.1993				CB605		0,30
2.0 i, 2.0 i 16V		Conventional	09.1988 > 10.1993				CB605		0,30
2.4 i		Conventional	09.1988 > 08.1991				CB605		0,30
3.0 i V6		Conventional	01.1991 > 10.1993				CB605		0,30
SONATA III (Y-3)									
1.8 GLS, 1.8 i		Conventional	05.1993 > 06.1998				CB621		0,30
2.0 i, 2.0 i 16V		Conventional	05.1993 > 06.1998				CB621		0,30
3.0 i V6		Conventional	05.1993 > 06.1998				CB621		0,30
SONATA IV (EF)									
2.0 16V		Conventional	06.1998 > 11.2004				CB621		0,30
2.4 16V		Conventional	03.1998 > 10.2001				CB621		0,30
2.5 V6 24V		Conventional	06.1998 > 10.2001				CB621		0,30
2.7 V6		Conventional	10.2001 > 11.2004				CB621		0,30
SONATA V (NF)									
2.0 VVTi GLS		Conventional	05.2005 >				CB604		0,30
2.4		Conventional	01.2005 >		CA754		CB704		0,30
3.3		Conventional	01.2005 >		CA754		CB704		0,30
2.0 CRDi	D	Conventional	02.2006 >		CA954		CB954		0,30
SONATA VI (YF)									
2.0		Conventional	01.2009 >		CA754		CB704		
2.4		Conventional	01.2009 >		CA754		CB704		
TERRACAN (HP)									
3.5 i V6 4WD		Conventional	12.2001 > 12.2006		CA954		CB954		
2.5 TD	D	Conventional	12.2001 > 12.2006		CA954		CB954		
2.9 CRDi, 2.9 CRDi 4WD	D	Conventional	11.2001 > 12.2006		CA955		CB955		
TIBURON Coupe									
2.0 CVVT		Conventional	10.2006 >				CB604		
TRAJET (FO)									
2.0		Conventional	03.2000 > 07.2008				CB604		
2.7 V6		Conventional	09.2000 > 07.2008		CA640		CB620		0,30
2.0 CRDi	D	Conventional	04.2001 > 07.2008		CA955		CB955		0,30
TUCSON (JM)									
2.0, 2.0 AWD		Conventional	08.2004 > 03.2010		CA754		CB704		0,30
2.7 AWD		Conventional	08.2004 > 03.2010		CA754		CB704		0,30
2.0 CRDi, 2.0 CRDi AWD	D	Conventional	08.2004 > 03.2010		CA954		CB954		0,30
VELOSTER (FS)									
1.6 GDI, 1.6 T-GDI		Start-Stop	03.2011 >	CL600					
1.6 GDI, 1.6 T-GDI		Conventional	03.2011 >		CA530				
XG (XG)									
25		Conventional	12.1998 >		CA640		CB620	CC550	0,30
3.0		Conventional	09.1999 > 09.2003		CA640		CB620		
30/300		Conventional	12.1998 >		CA640		CB620		0,30
350		Conventional	04.2003 >		CA770		CB740		0,30
INFINITI									
EX									
37		Conventional	10.2008 >						
30d	D	Conventional	04.2010 >				CB802		
FX (S50)									
35		Conventional	01.2003 > 12.2008	(EK508)					
45		Conventional	01.2003 > 12.2008	(EK508)					
FX (S51)									
35		Conventional	01.2012 >		CA754		CB704		
37		Conventional	10.2008 >						
50		Conventional	10.2008 >		CA754				
30d	D	Conventional	04.2010 >				CB802		

*podany czas wymiany należy traktować jako orientacyjny

Znalazłeś błąd w tabeli? Chciałbyś zaproponować inne zastosowanie? Czekamy na Twoje propozycje: pl.ekspert@eu.exide.com

Marka i model					Start-Stop	Tradycyjjne	Futura	Plus	Standard	(hour)*	s. 207
INFINITI											
G Convertible											
37			Conventional	09.2010 >							
G Coupe											
37			Conventional	10.2008 >							
G Saloon											
25			Conventional	01.2011 >			CA754				
37, 37x			Conventional	10.2008 >							
M (Y51)											
35h			Hybrid	04.2011 >			CA754	CB704			
37			Conventional	03.2010 >							
30d	D		Conventional	03.2010 >				CB802			
M35											
3.5 Luxury			Conventional	01.2005 >	(EK508)						
3.5 Luxury Hybrid			Hybrid	01.2010 >			CA754	CB704			
M37											
3.7, 3.7 Allrad			Conventional	01.2010 >			CA754	CB704			
Q50											
50 Hybrid			Hybrid	04.2013 >			CA754	CB704			
50 D	D		Conventional	04.2013 >			CA754	CB704			
Q60 Coupe											
3.7			Conventional	10.2013 >				CB604			
Q60 Cabriolet											
3.7			Conventional	10.2013 >				CB604			
INNOCENTI											
ELBA (146)											
1.3			Conventional	08.1991 > 12.1996			CA530	CB500	CC440		
1.4 i.e.			Conventional	09.1994 > 12.1996			CA530	CB500	CC440		
1.5 i.e.			Conventional	08.1992 > 09.1994			CA530	CB500	CC440		
1.6 i.e.			Conventional	09.1994 > 12.1996			CA530	CB500	CC440		
1.7 D	D		Conventional	08.1991 > 12.1996			CA640	CB620	CC550		
KORAL											
45			Conventional	01.1990 > 12.1992				CB440			
55			Conventional	01.1990 > 12.1992				CB440			
IRMSCHER											
COUPE											
1.6 16V			Conventional	01.1997 >			CA640	CB620	CC550		
GT											
3.6			Conventional	01.1988 > 12.1990			CA640	CB620	CC550		
OMEGA Caravan											
4.0 i			Conventional	01.1990 > 12.1996			CA770	CB740	CC700		
SENATOR											
4.0 24V			Conventional	01.1990 > 12.1996			CA770	CB740	CC700		
ISUZU											
D-MAX (8DH)											
2.4 4x4			Conventional	05.2002 >			CA955	CB955			
3.5 V6 24V 4x4			Conventional	05.2002 >			CA955	CB955			
2.5 D, 2.5 D 4x4, 2.5 DiTD, 2.5 DiTD 4x4	D		Conventional	10.2002 >			CA955	CB955			
3.0 D, 3.0 D 4x4, 3.0 DiTD 4x4	D		Conventional	05.2002 >			CA955	CB955			
D-MAX II											
2.5 Ddi, 2.5 Ddi 4WD	D		Conventional	06.2012 >			CA755	CB705			
FARGO Bus											
2.2 D 4WD	D		Conventional	01.1983 > 01.1988				CB705			
GEMINI											
1.5			Conventional	01.1990 > 12.1993				CB604			
1.6			Conventional	01.1990 > 12.1993				CB604			
1.8			Conventional	01.1990 > 12.1993				CB604			
1.7 TD	D		Conventional	01.1990 > 12.1993			CA754	CB704	CC604		

*podany czas wymiany należy traktować jako orientacyjny

Znalazłeś błąd w tabeli? Chciałbyś zaproponować inne zastosowanie? Czekamy na Twoje propozycje: pl.ekspert@eu.exide.com

Marka i model					Start-Stop	Tradycyjne			
						Futura	Plus	Standard	(godziny)*
ISUZU									
IMPULSE									
1.6		Conventional	01.1990 > 12.1993				CB504		
MIDI									
2.0, 2.0 4WD		Conventional	01.1989 >			CA755	CB705		0,30
2.0 TD	D	Conventional	01.1989 >			CA955	CB955	CC905	0,30
2.2 D, 2.2 D 4WD	D	Conventional	01.1989 >			CA955	CB955	CC905	0,30
2.4 D	D	Conventional	01.1994 >			CA955	CB955	CC905	0,40
PICK UP									
2.3, 2.3 4x4		Conventional	10.1987 > 08.1996	(EK508)					
2.6 LS		Conventional	10.1987 > 08.1996	(EK508)					
RODEO									
2.5 4x4	D	Conventional	01.2005 >				CB704		
TROOPER (UBS)									
2.3		Conventional	11.1985 > 12.1991				CB705		0,10
2.6 i		Conventional	10.1987 > 12.1991				CB705		0,10
2.2 TD	D	Conventional	03.1984 > 12.1991			CA755	CB705		0,10
2.8 TD 4x4	D	Conventional	11.1986 > 07.1991			CA755	CB705		0,10
TROOPER (UB)									
3.1 TD	D	Conventional	08.1991 > 07.1998			CA955	CB955	CC905	0,20
3.2		Conventional	08.1991 > 07.1998			CA755	CB705		0,20
TROOPER									
3.0 DTI	D	Conventional	04.2000 >			CA955	CB955	CC905	0,20
3.5 V6 24V		Conventional	04.2000 >			CA955	CB955	CC905	0,20
IVECO									
DAILY II									
30-8, 30-10, 35-8, 35-10, 35-12, 40-10	D	Conventional	01.1989 > 05.1999				CB950	CC900	
40-12, 45-10, A 45-12, 49-10, 49-12, 59-12	D	Conventional	01.1989 > 05.1999				CB950	CC900	
DAILY III									
29 L 9 V	D	Conventional	05.1999 >			CA1000	CB950		
29 L 9 V	D	Conventional	11.2001 > 04.2006			CF1202	CG1102		
29 L 10 V, 29 L 11 V, 29 L 12 V, 29 L 13	D	Conventional	09.2002 >			CA1000	CB950		
29 L 14	D	Conventional	01.2005 > 04.2006			CF1202	CG1102		
35 C 9, 35 S 9	D	Conventional	11.2001 > 04.2006			CF1202	CG1102		
35 C 10 V, 35 S 10 V, 35 C 12 V, 35 S 12 V, 35 C 15	D	Conventional	11.2001 >			CA1000	CB950		
35 C 14, 35 S 14, 35 C 17, 35 S 17, 35 S 9 V	D	Conventional	11.2001 > 04.2006			CF1202	CG1102		
35 S 9 V, 35 C 9 V, 35 S 10, 35 S 11 V, 35 C 11 V	D	Conventional	05.1999 >			CA1000	CB950		
35 S 13 V, 35 C 13 V, 35 S 15 V, 35 C 15 V	D	Conventional	05.1999 >			CA1000	CB950		
40 C 13, 40 C 14, 40 C 15, 40 C 17, 40 S 17	D	Conventional	05.1999 > 04.2006			CF1202	CG1102		
50 C 11, 50 C 13	D	Conventional	05.1999 >			CA1000	CB950		
50 C 14, 50 C 15, 50 C 17	D	Conventional	01.2001 > 04.2006			CF1202	CG1102		
65 C 14, 65 C 15, 65 C 17	D	Conventional	11.2001 > 04.2006			CF1202	CG1102		
DAILY IV									
35C14 G/P, 35S14 G, 35S14 G/P, 35C14 GD, 35S14 GD		Conventional	07.2007 >			CF1202	CG1102		
40C14 G, 40C14 G/P		Conventional	07.2007 >			CF1202	CG1102		
50C14 G, 50C14 G/P, 50C14 GD, 50C14 GD/P		Conventional	07.2007 >			CF1202	CG1102		
65C14 G, 65C14 G/P, 65C14 GD, 65C14 GD/P		Conventional	07.2007 >			CF1202	CG1102		
29L10, 35C10, 35S10	D	Conventional	05.2006 >			CA1000	CB950		
29L12, 29L14	D	Conventional	05.2006 >			CF1202	CG1102		
35C11, 35S11, 35S11 D, 35S11 /P, 35C12, 35S12	D	Conventional	05.2006 >			CF1202	CG1102		
35C13, 35C13 /P, 35S13 D, 35S13, 35S13 /P	D	Conventional	07.2007 >			CF1202	CG1102		
35C14, 35C14 /P, 35S14, 35S14 /P, 35S14 D, 35S14 D/P	D	Conventional	07.2007 >			CF1202	CG1102		
35C14, 35S14, 35S14 /P, 35C15	D	Conventional	05.2006 >			CF1202	CG1102		
35C17 /P, 35S17, 35S17 /P, 35S17 D, 35C18, 35S18	D	Conventional	05.2006 >			CF1202	CG1102		
35S14 C/P, 35S14 V, 35S14 V/P, 35C14 V, 35C14 V/P	D	Conventional	05.2006 >			CF1202	CG1102		
35S17 W, 35S17 WD	D	Conventional	07.2007 >			CF1202	CG1102		
40C10	D	Conventional	05.2006 >			CA1000	CB950		
40C11 /D, 40C12, 40C13, 40C13 /P, 40C14, 40C14 /P	D	Conventional	05.2006 >			CF1202	CG1102		

*podany czas wymiany należy traktować jako orientacyjny

Znalazłeś błąd w tabeli? Chciałbyś zaproponować inne zastosowanie? Czekamy na Twoje propozycje: pl.ekspert@eu.exide.com

Marka i model				Start-Stop	Tradycyjjne			(hour)*	i s. 207
					Futura	Plus	Standard		
IVECO									
DAILY IV									
40C15, 40C17, 40C17 /P, 40C18	D	Conventional	05.2006 >		CF1202	CG1102			
45C14, 45C14 /P, 45C15, 45C17, 45C17 /P	D	Conventional	05.2006 >		CF1202	CG1102			
45C18, 45C18 /P, 45C18 D, 45C18 D/P	D	Conventional	05.2006 >		CF1202	CG1102			
50C14, 50C14 /P, 50C15, 50C17, 50C17 /P, 50C18	D	Conventional	05.2006 >		CF1202	CG1102			
55S17 W, 55S17 WD	D	Conventional	07.2007 >		CF1202	CG1102			
60C14, 60C14 /P, 60C15, 60C15 /P, 60C15 D, 60C15 D/P	D	Conventional	05.2006 >		CF1202	CG1102			
60C17, 60C17 /P, 60C18	D	Conventional	07.2007 >		CF1202	CG1102			
65C14, 65C14 /P, 65C15, 65C15 /P, 65C15 D, 65C15 D/P	D	Conventional	05.2006 >		CF1202	CG1102			
65C17, 65C17 /P, 65C18	D	Conventional	05.2006 >		CF1202	CG1102			
70C14, 70C14 /P, 70C17, 70C17 /P	D	Conventional	07.2007 >		CF1202	CG1102			
DAILY V									
26L11, 26L11D, 29L11 V, 35C11 V, 35S11 V, 40C11 V	D	Conventional	09.2011 >		CF1202	CG1102			
29L13 V, 35C13 V, 35S13 V, 40C13 V, 40S13 V	D	Conventional	09.2011 >		CF1202	CG1102			
29L15 V, 35C15L V, 40C15L V, 50C15L V	D	Conventional	09.2011 >		CF1202				
35C15 V, 40C15 V	D	Conventional	09.2011 >		CF1202	CG1102			
35C17 V, 35S17 V, 40C17 V, 45C17 V, 50C17 V, 60C17 V	D	Conventional	09.2011 >		CF1202	CG1102			
35C21 V, 35S21 V, 40C21 V, 45C21 V, 50C21 V	D	Conventional	09.2011 >		CF1202	CG1102			
MASSIF									
3.0 HPI	D	Conventional	10.2008 >		CA1000	CB950			
3.0 HPT	D	Conventional	10.2008 >		CA1000	CB950			
JAGUAR									
F-TYPE									
3.0, 3.0 S		Start-Stop	10.2012 >	CK950					
5.0		Start-Stop	10.2012 >	CK950					
S-TYPE									
2.5 V6		Conventional	04.2002 > 10.2007		CA1000	CB950	0,30	B	
3.0 V6		Conventional	01.1999 > 10.2007		CA1000	CB950	0,30	B	
4.0 V8		Conventional	01.1999 > 04.2002		CA1000	CB950	0,30	B	
4.2 V8, R 4,2 V8		Conventional	04.2002 > 10.2007		CA1000	CB950	0,30	B	
2.7 D	D	Conventional	06.2004 > 10.2007		CA900	CB800	0,30	B	
XF									
2.0		Conventional	06.2012 >		CA722	CB712		B	
3.0		Conventional	03.2008 >		CA900	CB800	0,30	B	
3.0 S/C, 3.0 S/C AWD		Start-Stop	03.2012 >	CK950			0,30	B	
4.2, 4.2 Kompresor		Conventional	03.2008 >		CA900	CB800	0,30	B	
5.0, 5.0 Kompresor, XFR		Conventional	01.2009 >		CA900	CB800		B	
5.0 XFR-S		Conventional	10.2012 >	CK950				B	
2.2 D	D	Start-Stop	04.2011 >	CK800			0,30	B	
2.2 D	D	Conventional	04.2011 >		CA900	CB800	0,30	B	
2.7 D	D	Conventional	03.2008 >		CA900	CB800	0,30	B	
3.0 D, 3.0 D AWD	D	Start-Stop	03.2009 >	CK950			0,30	B	
3.0 D, 3.0 D AWD	D	Conventional	03.2009 >		CA900	CB800	0,30	B	
Models with Auxiliary / Backup Battery			>	CK151					
XF SPORTBRAKE									
2.2 D	D	Start-Stop	09.2012 >	CK800			0,30	B	
3.0 D	D	Start-Stop	09.2012 >	CK950			0,30	B	
Models with Auxiliary / Backup Battery			>	CK151					
XJ									
12 H.E.		Conventional	09.1981 > 12.1992		CA640	CB620			
Sovereign V12		Conventional	10.1986 > 12.1992		CA640	CB620	0,25		
XJ (NAW, NBW)									
8 3.2		Conventional	07.1997 > 05.2003		CA770	CB740	CC700	0,15	
8 4.0, R 4.0		Conventional	07.1997 > 05.2003		CA770	CB740		0,15	
XJ (X300)									
6 3.2		Conventional	11.1994 > 07.1997		CA640	CB620		0,15	
6 Sovereign 4.0, R Super Charged 4.0		Conventional	11.1994 > 07.1997		CA640	CB620		0,15	

*podany czas wymiany należy traktować jako orientacyjny

Znalazłeś błąd w tabeli? Chciałbyś zaproponować inne zastosowanie? Czekamy na Twoje propozycje: pl.ekspert@eu.exide.com

Marka i model					Start-Stop	Tradycyjne			
						Futura	Plus	Standard	(godziny)*
JAGUAR									
XJ (X300)									
12 6.0		Conventional	11.1994 > 07.1997			CA640	CB620		0,15
XJ (XJ 40, 81)									
4.0, 6 4.0		Conventional	10.1989 > 11.1994			CA640	CB620		0,25
6 3.2 24V		Conventional	09.1990 > 11.1994			CA640	CB620		0,25
V12 6.0		Conventional	03.1993 > 11.1994			CA640	CB620		0,15
XJ (X350, X358)									
6 3.0		Conventional	05.2003 > 03.2009			CA770	CB740		0,30
8 3.5		Conventional	05.2003 > 03.2009			CA640	CB620		0,30
8 4.2, R 4.2		Conventional	05.2003 > 03.2009			CA770	CB740		0,30
6 2,7 D	D	Conventional	10.2005 > 03.2009			CA1000	CB950		0,30
XJ (X35_, _J12_, _J24_)									
2.0		Conventional	05.2012 >			CA770	CB740		B
3.0		Conventional	01.2011 >			CA1000	CB950		B
3.0 S/C, 3.0 S/C AWD		Start-Stop	03.2012 >	CK950					B
5.0 V8		Conventional	10.2009 >	CK950					B
5.0 V8 S/C		Conventional	10.2009 >	CK950					B
3.0 V6 D	D	Conventional	10.2009 >	CK950					B
Models with Auxiliary / Backup Battery			>	CK151					
XJ Coupe									
3.6		Conventional	01.1988 > 05.1992			CA722	CB712		0,25
4.0		Conventional	05.1991 > 03.1996			CA722	CB712		0,25
5.3		Conventional	09.1973 > 08.1993			CA722	CB712		0,20
6.0		Conventional	09.1989 > 03.1996			CA722	CB712		0,20
XJSC Convertible									
3.6		Conventional	08.1987 > 05.1991			CA722	CB712	CC652	0,25
4.0		Conventional	05.1991 > 03.1996			CA722	CB712	CC652	0,25
5.3, 5.3 H.E.		Conventional	01.1988 > 03.1996			CA722	CB712		0,15
6.0		Conventional	05.1993 > 03.1996			CA722	CB712		0,20
XK 8 Convertible (QDV)									
4.0, 4.0 XKR		Conventional	03.1996 > 05.2007			CA900	CB800		0,20 B
4.2, R 4,2		Conventional	08.2002 > 07.2005			CA900	CB800		B
XK 8 Coupe (QEV)									
4.0, 4.0 XKR		Conventional	03.1996 > 05.2007			CA900	CB800		0,20 B
4.2, R 4,2		Conventional	08.2002 > 07.2005			CA900	CB800		0,20 B
XK Convertible (_J43_)									
3.6		Conventional	10.2007 >			CA1000	CB950		0,20
4.2 XK8, 4.2 XKR		Conventional	03.2006 >			CA1000	CB950		0,20
5.0 V8, 5.0 XKR, 5.0 XKR-S		Conventional	01.2009 >			CA1000	CB950		0,20 B
XK Coupe (_J43_)									
3.5 XK		Conventional	07.2007 >			CA1000	CB950		0,20
4.2 XK8, 4.2 XKR		Conventional	03.2006 >			CA1000	CB950		0,20
5.0 V8, 5.0 XKR, 5.0 XKR-S		Conventional	01.2009 >			CA1000	CB950		0,20 B
X-TYPE									
2.0 V6		Conventional	03.2002 > 10.2005				CB802		0,30
2.5 V6		Conventional	06.2001 > 11.2009				CB802		0,30
3.0 V6		Conventional	06.2001 > 11.2007				CB802		0,30
2.0 D	D	Conventional	07.2003 > 11.2009				CB802		0,30
2.2 D	D	Conventional	10.2005 > 11.2009				CB802		0,30
X-TYPE Estate									
2.0 V6		Conventional	11.2003 > 03.2009				CB802		0,30
2.5		Conventional	02.2004 > 12.2009				CB802		0,30
3.0		Conventional	02.2004 > 12.2009				CB802		0,30
2.0 D	D	Conventional	02.2004 > 12.2009				CB802		0,30
2.2 D	D	Conventional	10.2005 > 12.2009				CB802		0,30

*podany czas wymiany należy traktować jako orientacyjny

Znalazłeś błąd w tabeli? Chciałbyś zaproponować inne zastosowanie? Czekamy na Twoje propozycje: pl.ekspert@eu.exide.com

Marka i model					Start-Stop	Tradycyjjne			
						Futura	Plus	Standard	(hour)*
JEEP									
CHEROKEE (XJ)									
2.5, 2.5 4x4, 2.5 i, 2.5 i 4x4, 2.5 SE		Conventional	10.1986 > 09.2001				CB741		
4.0, 4.0 4x4, 4.0 i, 4.0 i 4x4		Conventional	10.1986 > 09.2001				CB741		
2.1 D 4x4, 2.1 TD	D	Conventional	10.1984 > 09.2001			CA770	CB740	CC700	
2.5 TD, 2.5 Tdi 4x4	D	Conventional	01.1988 > 09.2001			CA770	CB740	CC700	
CHEROKEE (KJ)									
2.4 4WD, 2.4 Laredo		Conventional	09.2001 > 01.2008			CA770	CB740	CC700	
3.7 4WD, 3.7 Laredo		Conventional	09.2001 > 01.2008			CA770	CB740	CC700	
2.5 CRD 4WD	D	Conventional	09.2001 > 01.2008				CB741		
2.8 CRD 4WD	D	Conventional	11.2002 > 01.2008				CB741		
CHEROKEE (KK)									
3.7 V6, 3.7 V6 4WD		Conventional	01.2008 >			CA900	CB800		
2.8 CRD 4WD	D	Conventional	05.2008 >			CA770	CB740		
2.8 CRDi 4WD	D	Start-Stop	01.2010 >	CK800					
COMANCHE (MJ)									
2.5, 2.5 4x4		Conventional	10.1986 > 09.1990				(EB608)		
4.0, 4.0 4x4		Conventional	10.1987 > 09.1996				(EB608)		
2.1 D, 2.1 D 4x4	D	Conventional	10.1986 > 09.1990				(EB608)		
COMMANDER (XK)									
3.7 V6		Conventional	09.2005 > 12.2010				CB852		
4.7 V8		Conventional	09.2005 > 12.2010				CB852		
5.7 V8		Conventional	09.2005 > 12.2010				CB852		
3.0 CRD	D	Conventional	04.2006 > 12.2010				CB852		
COMPASS (MK49)									
2.0		Conventional	05.2011 >			CA770	CB740		
2.4, 2.4 4x4		Conventional	08.2006 >				(EB608)		
2.0 CRD, 2.0 CRD 4x4	D	Conventional	08.2006 >	(EK508)					
2.2 CRD, 2.2 CRD 4x4	D	Conventional	12.2010 >	(EK508)					
GRAND CHEROKEE I (ZJ)									
4.0 i 4x4, 4.0 Laredo		Conventional	09.1991 > 04.1999			CA755	CB705		0,20
5.2, 5.2 4x4, 5.2 i 4x4, 5.2 Limited 4x4		Conventional	01.1992 > 04.1999			CA755	CB705		
5.9 i 4x4		Conventional	08.1997 > 04.1999			CA755	CB705		
2.5 TD 4x4, 2.5 TD Laredo	D	Conventional	10.1995 > 04.1999			CA755	CB705		
GRAND CHEROKEE II (WJ, WG)									
3.7 Laredo		Conventional	10.2004 > 09.2005			CA770	CB740	CC700	
4.0, 4.0 4x4		Conventional	10.1998 > 09.2005			CA770	CB740	CC700	
4.7 V8, 4.7 V8 4x4		Conventional	04.1999 > 09.2005			CA770	CB740	CC700	
2.7 CRD 4x4, 2.7 CRD Laredo	D	Conventional	10.2001 > 09.2005			CA1000	CB950	CC900	
3.1 TD 4x4	D	Conventional	04.1999 > 12.2001			CA1000	CB950	CC900	
GRAND CHEROKEE III (WH, WK)									
3.7 V6 4x4		Conventional	06.2005 > 12.2010			CA770	CB740		
4.7 V8, 4.7 V8 4x4		Conventional	06.2005 > 12.2010			CA770	CB740		
5.7 V8 4x4		Conventional	06.2005 > 12.2010			CA770	CB740		
6.1 SRT8 4x4		Conventional	03.2006 > 12.2010			CA770	CB740		
3.0 CRD 4x4	D	Conventional	06.2005 > 12.2010			CA1000	CB950		
GRAND CHEROKEE IV (WK, WK2)									
3.6 V6 4x4		Conventional	11.2010 >			CA900	CB800		
5.7 V8 4x4		Conventional	11.2010 >			CA900	CB800		
6.4 SRT8 4x4		Conventional	03.2011 >			CA900	CB800		
3.0 CRD V6 4x4	D	Conventional	02.2011 >			CA1000	CB950		
PATRIOT (MK74)									
2.0		Conventional	01.2011 >			CA640	CB620		
2.4, 2.4 4WD, 2.4 Eco + 4WD		Conventional	01.2008 >			CA640	CB620		
2.0 CRD, 2.0 CRD 4WD	D	Conventional	02.2007 >	(EK508)					
2.2 CRD 4WD	D	Conventional	01.2011 >	(EK508)					
WRANGLER I (YJ, SJ_)									
2.5		Conventional	01.1988 > 08.1996			CA755	CB705		

*podany czas wymiany należy traktować jako orientacyjny

Znalazłeś błąd w tabeli? Chciałbyś zaproponować inne zastosowanie? Czekamy na Twoje propozycje: pl.ekspert@eu.exide.com

Marka i model					Start-Stop	Tradycyjne			
						Futura	Plus	Standard	(godziny)*
JEEP									
WRANGLER I (YJ, SJ_)									
4.0		Conventional	10.1986 > 08.1996			CA755	CB705		
4.2		Conventional	08.1986 > 09.1990			CA755	CB705		
WRANGLER II (TJ)									
2.4		Conventional	11.2002 > 04.2007				CB621		
2.5		Conventional	08.1996 > 04.2007				CB621		
3.8, 3.8 Rubicon		Conventional	02.2006 > 12.2008			CA755	CB705		
4.0, 4.0 Rubicon		Conventional	08.1996 > 04.2007			CA755	CB705		
2.8 CRDi	D	Conventional	11.2006 > 04.2007			CA770	CB740		
WRANGLER III (JK)									
3.6 V6		Conventional	10.2011 >	(EK508)					
3.8		Conventional	04.2007 >	(EK508)					
2.8 CRD	D	Start-Stop	11.2010 >	CK950					
2.8 CRD	D	Conventional	04.2007 >	(EK508)					
KIA									
AVELLA									
1.3		Conventional	11.1995 > 12.2001				CB454		
1.5		Conventional	02.1997 > 12.2001				CB454		
BESTA Box									
2.2 D	D	Conventional	02.1996 >			CA754	CB704	CC604	
CARENS I (FC)									
1.8 i		Conventional	11.2000 > 07.2002			CA640	CB620	CC550	0,20
CARENS II (FJ)									
1.6		Conventional	07.2002 >			CA640	CB620	CC550	0,20
1.8		Conventional	07.2002 >			CA640	CB620	CC550	0,20
2.0 CVVT		Conventional	08.2004 >			CA640	CB620		0,20
2.0 CRDi	D	Conventional	07.2002 >			CA754	CB704		0,20
CARENS III (UN)									
1.6 CVVT		Conventional	08.2009 >			CA640	CB620		0,20
2.0 CVVT		Conventional	09.2006 >			CA640	CB620		0,20
1.6 CRDi 110, 1.6 CRDi 128	D	Conventional	10.2010 >			CA640	CB620		0,20
2.0 CRDi 115, 2.0 CRDi 135, 2.0 CRDi 140	D	Conventional	05.2007 >			CA754	CB704		0,20
CARENS IV									
1.6		Conventional	03.2013 >			CA640	CB620		
2.0, 2.0 Gdi		Conventional	03.2013 >			CA640	CB620		
1.7 CRDi	D	Conventional	03.2013 >			CA754	CB704		
CARNIVAL I (UP)									
2.5 V6		Conventional	08.1999 > 10.2001				CB604		0,30
2.9 TD	D	Conventional	08.1999 > 10.2001			CA954	CB954	CC904	0,30
CARNIVAL II (GQ)									
2.4		Conventional	12.2001 > 10.2006				CB604		0,30
2.5 V6		Conventional	10.2001 >				CB604		0,30
2.7		Conventional	07.2004 > 10.2006				CB604		0,30
3.5		Conventional	07.2002 >				CB604		
2.9 TD, 2.9 CRDi	D	Conventional	01.1999 >			CA954	CB954	CC904	0,30
CARNIVAL / GRAND CARNIVAL III (VQ)									
2.7 V6		Conventional	06.2006 >			CA754	CB704		0,20
3.8		Conventional	01.2010 >			CA754	CB704		0,20
2.2 CRDi	D	Conventional	01.2010 >			CA954	CB954		0,20
2.9 CRDi, 2.9 CRDi LX	D	Conventional	06.2006 >			CA954	CB954		0,20
CEE'D Hatchback (ED)									
1.4		Start-Stop	12.2006 >	CL600					0,20
1.4		Conventional	12.2006 >				CB604		0,20
1.4, 1.4 CVVT		Start-Stop	12.2006 >	CK600					0,20
1.4, 1.4 CVVT		Conventional	06.2010 >				CB604		0,20
1.6, 1.6 CVVT		Conventional	12.2006 >				CB604		0,20
2.0		Conventional	12.2006 >				CB604		0,20

*podany czas wymiany należy traktować jako orientacyjny

Znalazłeś błąd w tabeli? Chciałbyś zaproponować inne zastosowanie? Czekamy na Twoje propozycje: pl.ekspert@eu.exide.com

Marka i model		Start-Stop		Tradycyjjne		Futura		Plus		Standard		[hour]*		s. 207	
KIA															
CEE'D Hatchback (ED)															
1.6 CRDi 90/115	D	Start-Stop	12.2006 >	CL700									0,20		
1.6 CRDi 90/115	D	Conventional	12.2006 >					CB604					0,20		
1.6 CRDi 128	D	Conventional	10.2010 >		CA754			CB704					0,20		
2.0 CRDi 140	D	Conventional	09.2007 >					CB604					0,20		
CEE'D Sportswagon															
1.4 CVVT		Start-Stop	09.2012 >	CL700											
1.4 CVVT		Conventional	09.2012 >					CB604							
1.6 GDI		Start-Stop	09.2012 >	CK700											
1.6 GDI		Conventional	09.2012 >					CB604							
1.4 CRDi	D	Start-Stop	09.2012 >	CK700											
1.4 CRDi	D	Conventional	09.2012 >		CA754			CB704							
1.6 CRDi	D	Start-Stop	09.2012 >	CK700											
1.6 CRDi	D	Conventional	09.2012 >		CA754			CB704							
CEE'D SW (ED)															
1.4, 1.4 CVVT		Start-Stop	09.2007 >	CK600									0,20		
1.4, 1.4 CVVT		Conventional	09.2007 >					CB604					0,20		
1.6		Start-Stop	09.2007 >	CL600									0,20		
1.6, 1.6 CVVT		Conventional	09.2007 >					CB604					0,20		
2.0		Conventional	09.2007 >					CB604					0,20		
1.6 CRDi 90/115	D	Start-Stop	09.2007 >	CL700									0,20		
1.6 CRDi 90/115	D	Conventional	09.2007 >					CB604					0,20		
1.6 CRDi 128	D	Conventional	10.2010 >		CA754			CB704					0,20		
2.0 CRDi 140	D	Conventional	09.2007 >					CB604					0,20		
CEE'D															
1.4 CVVT		Conventional	05.2012 >					CB604							
1.4 CVVT		Start-Stop	05.2012 >	CL600											
1.6 CVVT, 1.6 GDI, 1.6 GT		Conventional	05.2012 >					CB604							
1.4 CRDi 90	D	Start-Stop	05.2012 >	CL700											
1.4 CRDi 90	D	Conventional	05.2012 >					CB604							
1.6 CRDi 110	D	Conventional	05.2012 >					CB604							
1.6 CRDi 90/115	D	Conventional	05.2012 >		CA754			CB704							
1.6 CRDi 128	D	Start-Stop	05.2012 >	CL700											
1.6 CRDi 128	D	Conventional	05.2012 >					CB604							
CERATO (LD)															
1.6		Conventional	07.2004 >		CA640			CB620							
2.0		Conventional	04.2004 >		CA640			CB620							
1.5 CRDi	D	Conventional	07.2005 >		CA754			CB704							
1.6 CRDi	D	Conventional	06.2005 >		CA754			CB704							
2.0 CRDi	D	Conventional	04.2004 >		CA754			CB704							
CERATO II (TD)															
1.6, 1.6 CVVT		Conventional	02.2009 >		CA640			CB620							
2.0		Conventional	01.2009 >		CA640			CB620							
CERATO															
1.6 MPi		Conventional	06.2013 >		CA640			CB620							
2.0 MPi		Conventional	06.2013 >		CA640			CB620							
CERES															
2.2 D	D	Conventional	06.1992 > 01.1997		CA954			CB954		CC904					
2.2 D 4WD	D	Conventional	06.1992 > 01.1997		CA954			CB954		CC904					
2.4 D, 2.4 D AWD	D	Conventional	02.1990 > 02.2000		CA954			CB954		CC904					
CLARUS (K9A)															
1.8 i 16V		Conventional	07.1996 >					CB505					0,20		
2.0 i 16V		Conventional	07.1996 >					CB505					0,20		
JOICE															
2.0		Conventional	02.2000 >					CB605							
K2500 (SD)															
2.5 D	D	Conventional	01.2003 >		CA954			CB954		CC904			0,20		

*podany czas wymiany należy traktować jako orientacyjny

Znalazłeś błąd w tabeli? Chciałbyś zaproponować inne zastosowanie? Czekamy na Twoje propozycje: pl.ekspert@eu.exide.com

Marka i model				Start-Stop	Tradycyjne			
					Futura	Plus	Standard	(godziny)*
KIA								
MAGENTIS (GD)								
2.0		Conventional	05.2001 >		CA640	CB620		0,30
2.5 V6		Conventional	05.2001 >		CA640	CB620		0,30
MAGENTIS (MG)								
2.0		Conventional	11.2005 >		CA640	CB620		0,30
2.7		Conventional	11.2005 >		CA640	CB620		0,30
2.0 CRDi	D	Conventional	11.2005 >			CB704		0,30
OPIRUS (GH)								
2.7		Conventional	10.2003 >		CA755	CB705		
3.3		Conventional	10.2006 >		CA755	CB705		
3.5		Conventional	09.2003 >		CA755	CB705		
3.8 V6		Conventional	10.2006 >		CA755	CB705		
OPTIMA								
2.0, 2.0 CVVL		Conventional	03.2012 >			CB604		
2.0 CVVT Hybrid		Hybrid	03.2012 >			CB604		
2.4, 2.4 Hybrid		Conventional	03.2012 >			CB604		
1.7 CRDi	D	Start-Stop	03.2012 >	CK700				
PICANTO (BA)								
1.0		Conventional	09.2005 >			(EB356A)		0,20
1.1		Conventional	04.2004 >			CB356		0,20
1.1 CRDi	D	Conventional	11.2005 >			CB504		
PICANTO (TA)								
1.0		Conventional	05.2011 >			(EB356A)		
1.2		Start-Stop	09.2011 >	CL600				
1.2		Conventional	09.2011 >			CB505		
PREGIO Box (TB)								
2.5 Tci D	D	Conventional	09.2002 >		CA955	CB955	CC905	0,20
2.7 D	D	Conventional	10.1997 >		CA955	CB955	CC905	0,20
PRIDE (DA)								
1.1 i		Conventional	01.1991 >			CB604		0,20
1.3 16V, 1.3 i		Conventional	01.1990 >			CB604		0,20
PRO CEE'D (ED)								
1.4		Start-Stop	02.2008 >	CL600				0,20
1.4		Conventional	02.2008 >			CB604		0,20
1.4 CVVT		Conventional	06.2010 >			CB604		0,20
1.6, 1.6 CVVT		Conventional	02.2008 >			CB604		0,20
2.0, 2.0 LPG		Conventional	02.2008 >			CB604		0,20
1.6 CRDi 90/115	D	Conventional	02.2008 >			CB604		0,20
1.6 CRDi 128	D	Conventional	10.2010 >		CA754	CB704		0,20
2.0 CRDi 140	D	Conventional	02.2008 >		CA754	CB704		0,20
PRO CEE'D								
1.4 CVVT		Start-Stop	03.2013 >	CL700				
1.4 CVVT		Conventional	03.2013 >			CB604		
1.6 GDI		Start-Stop	03.2013 >	CL700				
1.6 GDI		Conventional	03.2013 >			CB604		
1.6 GT		Conventional	06.2013 >			CB604		
1.4 CRDi	D	Start-Stop	03.2013 >	CK700				
1.4 CRDi	D	Conventional	03.2013 >		CA754	CB704		
1.6 CRDi	D	Start-Stop	03.2013 >	CK700				
1.6 CRDi	D	Conventional	03.2013 >			CB604		
RETONA (CE)								
2.0 16V		Conventional	05.2000 >		CA754	CB704		
2.0 TD	D	Conventional	06.1999 >		CA954	CB954	CC904	
RIO (DC_)								
1.3		Conventional	09.2000 > 02.2005			CB504		0,20
1.5 16V		Conventional	09.2000 > 02.2005			CB504		0,20

*podany czas wymiany należy traktować jako orientacyjny

Znalazłeś błąd w tabeli? Chciałbyś zaproponować inne zastosowanie? Czekamy na Twoje propozycje: pl.ekspert@eu.exide.com

Marka i model					Start-Stop	Tradycyjjne	Futura	Plus	Standard		
										(hour)*	s. 207
KIA											
RIO II (JB)											
1.4 16V		Conventional	03.2005 >					CB504		0,20	
1.6 CVVT		Conventional	03.2005 >					CB504		0,20	
1.5 CRDi	D	Conventional	03.2005 >					CB604		0,20	
RIO III (UB)											
1.25 CVVT		Start-Stop	09.2011 >		CL600						
1.25 LPG		Start-Stop	09.2011 >		CL600						
1.4 CVVT		Conventional	09.2011 >					CB604			
1.6 CVVT		Conventional	06.2012 >					CB604			
1.1 CRDi	D	Start-Stop	09.2011 >		CL600						
1.1 CRDi	D	Conventional	09.2011 >					CB604			
1.4 CRDi	D	Conventional	09.2011 >					CB604			
ROADSTER											
1.8		Conventional	08.1999 >					CB621			
SEPHIA (FA)											
1.5 i		Conventional	02.1996 > 10.1997					CB504		0,20	
1.6 i		Conventional	01.1995 > 10.1997					CB504		0,20	
1.8 i 16V		Conventional	01.1995 > 10.1997					CB504		0,20	
SHUMA (FB)											
1.5 i 16V		Conventional	10.1997 > 03.2001			CA640		CB620		0,20	
1.6		Conventional	01.2001 > 12.2001			CA640		CB620		0,20	
1.8 i 16V		Conventional	10.1997 > 03.2001			CA640		CB620		0,20	
SHUMA II (FB)											
1.6		Conventional	05.2001 > 08.2004			CA640		CB620		0,20	
1.8		Conventional	04.2003 > 08.2004			CA640		CB620		0,20	
SORENTO I (JC)											
2.4		Conventional	08.2002 >				CA754	CB704		0,20	
3.3 V6		Conventional	12.2006 >				CA754	CB704		0,20	
3.5 V6		Conventional	08.2002 >				CA754	CB704		0,20	
2.5 CRDi	D	Conventional	08.2002 >				CA955	CB955		0,20	
SORENTO II (XM)											
2.4 CVVT, 2.4 CVVT 4WD		Conventional	11.2009 >				CA754	CB704			
2.4 GDI, 2.4 GDI 4WD		Conventional	10.2012 >				CA754	CB704			
2.0 CRDi, 2.0 CRDi 4WD	D	Conventional	11.2010 >				CA954	CB954			
2.2 CRDi, 2.2 CRDi 4WD	D	Conventional	11.2009 >				CA954	CB954			
SOUL (AM)											
1.6 CVVT		Conventional	02.2009 >				CA612	CB602			
1.6 CVVT, 1.6 GDI		Conventional	03.2012 >				CA530	CB500			
1.6 CRDi 115, 1.6 CRDi 128	D	Conventional	02.2009 >				CA640	CB620			
SPORTAGE (K00)											
2.0, 2.0 4WD		Conventional	10.2000 > 08.2003					CB621		0,20	
2.0 i 4WD, 2.0 i 16V, 2.0 i 16V 4WD		Conventional	04.1994 > 08.2003					CB621		0,20	
2.0 TD 4WD	D	Conventional	10.1997 > 08.2003				CA754	CB704		0,20	
2.2 D 4x4	D	Conventional	08.1994 > 04.1999				CA754	CB704		0,20	
SPORTAGE (JE_)											
2.0 16V 4WD, 2.0 i 16V		Conventional	09.2004 >				CA640	CB620	CC550	0,30	
2.7 V6 4WD		Conventional	09.2004 >					CB604		0,30	
2.0 CRDi, 2.0 CRDi 4WD	D	Conventional	09.2004 >				CA954	CB954		0,30	
SPORTAGE (SL)											
1.6 GDI		Start-Stop	02.2011 >		CL700						
2.0 CVVT, 2.0 CVVT AWD		Conventional	07.2010 >					CB605			
1.7 CRDi	D	Start-Stop	02.2011 >		CK800						
2.0 CRDi, 2.0 CRDi AWD	D	Conventional	07.2010 >				CA954	CB954			
2.0 CRDi, 2.0 CRDi AWD	D	Start-Stop	08.2010 >		CK800						
VENGA (YN)											
1.4 CVVT		Start-Stop	02.2010 >		CL600						
1.4 CVVT		Conventional	02.2010 >			CA640		CB620			

*podany czas wymiany należy traktować jako orientacyjny

Znalazłeś błąd w tabeli? Chciałbyś zaproponować inne zastosowanie? Czekamy na Twoje propozycje: pl.ekspert@eu.exide.com

Marka i model					Start-Stop	Tradycyjne			
					Futura	Plus	Standard	(godziny)*	s. 207
KIA									
VENGA (YN)									
1.6 CVVT		Start-Stop	02.2010 >	CL600					
1.6 CVVT		Conventional	02.2010 >		CA640	CB620			
1.4 CRDi 75	D	Start-Stop	02.2010 >	CL600					
1.4 CRDi 75	D	Conventional	02.2010 >		CA770	CB740			
1.4 CRDi 90	D	Start-Stop	02.2010 >	CL700					
1.4 CRDi 90	D	Conventional	02.2010 >		CA770	CB740			
1.6 CRDi 115, 1.6 CRDi 128	D	Start-Stop	02.2010 >	CL700					
1.6 CRDi 115, 1.6 CRDi 128	D	Conventional	02.2010 >		CA770	CB740			
KTM									
X-Bow Convertible									
2.0, 2.0 GT, 2.0 R		Conventional	07.2008 >		CA640	CB620			
LADA									
110									
1.5, 1.5 16V		Conventional	01.1995 >			CB621			
1.6		Conventional	01.2000 >			CB621			
2.0 i		Conventional	08.1996 >			CB621			
Wankel		Wankel	06.1997 >			CB621			
111									
1.5, 1.5 16V		Conventional	01.1995 >			CB621			
1.6		Conventional	01.2005 >			CB621			
112									
1.5, 1.5 16V		Conventional	01.1995 >			CB621			
1.6		Conventional	01.2005 >			CB621			
GRANTA (2190)									
1.6		Conventional	10.2011 >			CB621			
KALINA									
1.4 16V, 1.4 16V LPG		Conventional	11.2008 >			CB621			
1.6, 1.6 16V		Conventional	10.2004 >			CB621			
LARGUS									
1.6		Conventional	03.2012 >		CA530	CB500			
NADESCDA (2120)									
1.7, 1.7 i		Conventional	12.1997 >			CB621			
1.8, 1.8 i		Conventional	12.1997 >			CB621			
NIVA (2121)									
1600		Conventional	01.1987 > 03.1995			CB621			0,10
1700 i, 1700 i 4x4		Conventional	06.1996 >			CB621			0,10
1900 Diesel	D	Conventional	01.1993 >			CB621			0,10
NIVA II (2123)									
1.7, 1.7 LPG		Conventional	09.2002 >			CB621			0,10
NOVA (2105)									
1200 Junior/L		Conventional	09.1981 >			CB621			0,10
1300 Spezial/L		Conventional	05.1981 >			CB621			0,10
1500, 1500 S, 1500 Special		Conventional	03.1985 > 04.2004			CB621			0,10
1600		Conventional	01.1988 > 10.2001			CB621			0,10
1700 i Classic		Conventional	06.1996 >			CB621			0,10
OKA (1111)									
1200 Junior/L		Conventional	09.1981 >			CB621			0,10
PRIORA									
1.6, 1.6 LPG		Conventional	12.2008 >			CB621			
SAMARA (2108, 2109)									
1100		Conventional	02.1988 >			CB621			0,10
1300		Conventional	01.1986 >			CB621			0,10
1500		Conventional	01.1988 >			CB621			0,10
SAMARA FORMA (21099)									
1.5		Conventional	01.2000 >			CB621			0,10
1100		Conventional	07.1991 >			CB621			0,10

*podany czas wymiany należy traktować jako orientacyjny

Znalazłeś błąd w tabeli? Chciałbyś zaproponować inne zastosowanie? Czekamy na Twoje propozycje: pl.ekspert@eu.exide.com

Marka i model					Start-Stop	Tradycyjjne			
						Futura	Plus	Standard	(hour)*
LADA									
SAMARA FORMA (21099)									
1300		Conventional	05.1989 >				CB621		0,10
1500		Conventional	07.1991 >				CB621		0,10
TOSCANA (2107)									
1300 (VAZ2107)		Conventional	12.1985 > 05.2012				CB621		0,10
1500 (VAZ2107)		Conventional	09.1983 > 02.1993				CB621		0,10
LAMBORGHINI									
DIABLO									
5.7, SE, SV, VT, GT 2		Conventional	01.1990 >			CA770	CB740		
6.0, GT 5.9		Conventional	10.1999 >			CA770	CB740		
DIABLO Roadster									
5.7		Conventional	01.1998 >			CA770	CB740		
GALLARDO									
5.0		Conventional	08.2003 >			CA1000	CB950		
5.2		Conventional	06.2008 >			CA1000	CB950		
GALLARDO SPYDER									
5.0		Conventional	08.2005 >			CA1000	CB950		
5.2		Conventional	09.2008 >			CA1000	CB950		
MURCIELAGO									
6.2		Conventional	11.2001 >			CA770	CB740		
LP 640, LP 670		Conventional	04.2006 >			CA770	CB740		
MURCIELAGO Roadster									
6.2		Conventional	08.2004 >			CA770	CB740		
LP 640, LP 650		Conventional	04.2006 >			CA770	CB740		
LANCIA									
DEDRA (835)									
1.6 i.e., 1.6 16V, 1.6 LE CAT		Conventional	08.1989 > 07.1999			CA530	CB500	CC440	0,15
1.8 16V LE, 1.8 GT 16V, 1.8 i.e.		Conventional	09.1989 > 07.1999			CA530	CB500	CC440	0,15
2.0 16V, 2.0 Turbo, 2.0 i.e., 2.0 i.e. Turbo		Conventional	09.1989 > 07.1999			CA640	CB620	CC550	0,15
2.0 HF Integrale, 2.0 i.e. Turbo Integrale		Conventional	05.1990 > 07.1994			CA640	CB620	CC550	0,15
1.9 TDS (835EE, 835EF)	D	Conventional	04.1989 > 07.1999			CA770	CB740	CC700	0,15
DELTA II (836)									
1.6 i.e., 1.6 i.e. 16V		Conventional	06.1993 > 08.1999			CA530	CB500	CC440	0,15
1.8, 1.8 i.e., 1.8 i.e. 16V, 1.8 i.e. 16V GT		Conventional	06.1993 > 09.1999			CA640	CB620	CC550	0,15
2.0 16V, 2.0 16V Turbo		Conventional	06.1993 > 08.1999			CA640	CB620	CC550	0,15
1.9 TD	D	Conventional	10.1994 > 08.1999				CB740	CC700	0,15
DELTA III (844)									
1.4		Conventional	09.2008 >			CA530	CB500		
1.4 16V (140hp)		Start-Stop	07.2010 >	CL600					
1.4 16V (140hp)		Conventional	07.2010 >			CA530	CB500		
1.4 Bifuel		Conventional	07.2011 >			CA640	CB620		
1.8		Conventional	01.2009 >			CA640	CB620		
1.6 D Multijet	D	Conventional	08.2008 >			CA640	CB620		
1.9 D Multijet	D	Conventional	01.2009 >			CA770	CB740		
2.0 D Multijet	D	Conventional	09.2008 >			CA770	CB740		
FLAVIA Convertible (JS)									
2.4		Conventional	03.2012 >				(EB608)		
KAPPA (838A)									
2.0 16V Turbo		Conventional	02.1995 > 10.2001			CA640	CB620		0,15
2.0 20V, 2.0 20V Turbo		Conventional	10.1994 > 10.2001			CA640	CB620		0,15
2.4 20V		Conventional	08.1994 > 10.2001			CA640	CB620		0,15
3.0 24V		Conventional	08.1994 > 10.2001			CA640	CB620		0,15
2.4 JTD, 2.4 T.DS	D	Conventional	08.1994 > 10.2001			CA770	CB740	CC700	0,15
LYBRA (839AX)									
1.6, 1.6 16V		Conventional	07.1999 > 10.2005			CA530	CB500		0,20
1.8 16V		Conventional	07.1999 > 10.2005			CA530	CB500		0,20
2.0 20V		Conventional	07.1999 > 10.2005			CA640	CB620	CC550	0,20

*podany czas wymiany należy traktować jako orientacyjny

Znalazłeś błąd w tabeli? Chciałbyś zaproponować inne zastosowanie? Czekamy na Twoje propozycje: pl.ekspert@eu.exide.com

Marka i model					Start-Stop	Tradycyjne			
						Futura	Plus	Standard	(godziny)*
LANCIA									
LYBRA (839AX)									
2.4 20V		Conventional	10.2001 > 10.2005			CA640	CB620		0,20
1.9 JTD	D	Conventional	07.1999 > 10.2005			CA640	CB620		0,20
2.4 JTD	D	Conventional	07.1999 > 10.2005			CA640	CB620	CC550	0,20
MUSA (350)									
1.4		Start-Stop	10.2004 >	CL600					0,20
1.4		Conventional	10.2004 >		CA530	CB500			0,20
1.3 D Multijet	D	Start-Stop	03.2009 >	CL600					0,20
1.3 D Multijet	D	Conventional	10.2004 >		CA530	CB500			0,20
1.6 D Multijet	D	Start-Stop	07.2008 >	CL600					0,20
1.6 D Multijet	D	Start-Stop	07.2008 >	CL700					0,20
1.6 D Multijet	D	Conventional	07.2008 >		CA640	CB620			0,20
1.9 D Multijet	D	Conventional	10.2004 >		CA640	CB620			0,20
PHEDRA (179)									
2.0		Conventional	09.2002 > 11.2010		CA640	CB620			0,15
3.0 V6		Conventional	09.2002 > 11.2010		CA640	CB620			0,15
2.0 D Multijet, 2.0 JTD	D	Conventional	09.2002 > 11.2010		CA770	CB740			0,15
2.2 D Multijet, 2.2 JTD	D	Conventional	09.2002 > 11.2010		CA770	CB740			0,15
THEMA (LX)									
3.6 V6 VVT		Conventional	09.2011 >		CA1000	CB950			
3.0 V6 CRD	D	Conventional	09.2011 >		CA1000	CB950			
THEISIS (841AX)									
2.0 Turbo		Conventional	07.2002 > 07.2009		CA1000	CB950			0,25
2.4		Conventional	07.2002 > 07.2009		CA1000	CB950			0,25
3.0 V6		Conventional	07.2002 > 07.2009		CA1000	CB950			0,25
3.2 V6		Conventional	05.2003 > 07.2009		CA1000	CB950			0,25
2.4 D Multijet, 2.4 JTD	D	Conventional	07.2002 > 07.2009		CA1000	CB950			0,25
VOYAGER MPV (RT)									
3.6 V6 VVT		Conventional	09.2011 >	CK800			CB802		
2.8 CRD	D	Conventional	09.2011 >	(EK508)					C
Y (840A)									
1.1		Conventional	11.1995 > 09.2003			CB440	CC400		0,15
1.2, 1.2 16V		Conventional	03.1996 > 09.2003			CB440	CC400		0,15
1.4 12V		Conventional	03.1996 > 09.2003			CB440	CC400		0,15
Y10 (156)									
1.0 Fire, 1.0 Fire CAT, 1.0 Fire AWD, 1.0 Turbo		Conventional	03.1985 > 02.1992			CB440	CC400		0,15
1.1, 1.1 i.e./ AWD, 1.1 i.e. Fire, 1.1 i.e. Fire AWD		Conventional	07.1989 > 12.1995			CB440	CC400		0,15
1.3 i.e. Fire		Conventional	11.1987 > 12.1995			CB440	CC400		0,15
YPSILON (843)									
1.2		Conventional	10.2003 > 12.2011				CB440		0,15
1.2		Start-Stop	08.2010 > 12.2011	CL600					0,15
1.4, 1.4 16V		Conventional	10.2003 > 12.2011				CB440		0,15
1.4 LPG		Start-Stop	11.2010 > 12.2011	CL600					
1.3 D Multijet, 1.3 JTD	D	Conventional	10.2003 > 12.2011		CA530	CB500			
YPSILON (846)									
0.9 CNG, 0.9 Twinair		Start-Stop	05.2011 >	CL600					
1.2, 1.2 Bifuel		Start-Stop	05.2011 >	CL600					
1.3 Multijet	D	Start-Stop	05.2011 >	CL600					
ZETA (220)									
2.0 16V, 2.0 Turbo		Conventional	05.1995 > 09.2002		CA640	CB620	CC550		0,15
2.0 JTD	D	Conventional	09.1999 > 09.2002		CA770	CB740	CC700		0,15
2.1 TD	D	Conventional	05.1996 > 09.1999		CA770	CB740	CC700		0,15
LAND ROVER									
DEFENDER (LD_)									
2.5 4x4		Conventional	09.1990 > 12.1994		CA755	CB705			
2.8 4x4		Conventional	11.1998 > 09.2003		CA755	CB705			
3.5 4x4		Conventional	09.1990 > 12.1998		CA755	CB705			

*podany czas wymiany należy traktować jako orientacyjny

Znalazłeś błąd w tabeli? Chciałbyś zaproponować inne zastosowanie? Czekamy na Twoje propozycje: pl.ekspert@eu.exide.com

Marka i model					Start-Stop	Tradycyjjne			
					Futura	Plus	Standard	(hour)*	s. 207
LAND ROVER									
DEFENDER (LD_)									
3.9 4x4, 3.9 V8 4x4		Conventional	04.1998 >		CA755	CB705			
2.2 Td4 4x4	D	Conventional	08.2011 >		CA755	CB705			
2.4 Td4 4x4	D	Conventional	05.2007 >		CA755	CB705		0,40	
2.5 90,110 TDI 4x4, 2.5 D 4x4	D	Conventional	09.1990 > 09.2001		CA755	CB705		0,40	
2.5 Td5 4x4	D	Conventional	06.1998 >			CG110B		0,40	
DISCOVERY I (LJ, LG)									
2.0 16 V 4x4		Conventional	09.1993 > 10.1998		CA755	CB705		0,35	
3.5 4x4		Conventional	10.1989 > 06.1994		CA755	CB705			
3.9 V8 4x4		Conventional	09.1993 > 10.1998		CA755	CB705			
2.5 D 4x4	D	Conventional	07.1994 > 10.1998			CG1101			
2.5 TDI 4x4	D	Conventional	10.1989 > 10.1998		CA755	CB705		0,35	
DISCOVERY II (LJ, LT)									
4.0 V8 4x4		Conventional	11.1998 > 06.2004		CA755	CB705		0,20	
2.5 Td5 4x4	D	Conventional	01.1999 > 06.2004			CG1101		0,20	
DISCOVERY III (TAA)									
4.0 4x4		Conventional	02.2005 > 09.2009	CK950		CB1100		0,20	
4.0 4x4, 4.0 V6 4x4		Conventional	10.2004 > 09.2009		CA1000	CB950		0,20	
4.4 4x4		Conventional	07.2004 > 09.2009		CA1000	CB950		0,20	
2.7 TD 4x4	D	Conventional	07.2004 > 09.2009		CA1000	CB950		0,20	
DISCOVERY IV (LA)									
3.0 4x4		Conventional	08.2013 >	CK950					
4.0 4x4		Conventional	09.2009 >	CK950		CB1100			
5.0 V8 4x4		Conventional	09.2009 >		CA1000	CB950			
2.7 TD 4x4	D	Conventional	09.2009 >		CA1000	CB950			
3.0 SDV6 4x4, 3.0 TD 4x4	D	Conventional	09.2009 >		CA1000	CB950			
Models with Auxiliary / Backup Battery			>	CK151					
FREELANDER (LN)									
1.8 16V 4x4, 1.8 i 16V 4x4		Conventional	02.1998 > 10.2006		CA640	CB620		0,30	
2.5 V6 4x4		Conventional	11.2000 > 10.2006		CA640	CB620		0,30	
2.0 DI 4x4, 2.0 Td4 4x4	D	Conventional	02.1998 > 10.2006		CA770	CB740	CC700	0,30	
FREELANDER 2 (FA_)									
2.0 Si4 4x4		Conventional	10.2011 >		CA755	CB705		0,40	
3.2 4x4		Conventional	10.2006 >		CA770	CB740		0,40	
2.2 eD4	D	Start-Stop	08.2010 >	CK700				0,40	
2.2 eD4	D	Conventional	08.2010 >		CA770	CB740		0,40	
2.2 SD4 4x4	D	Start-Stop	08.2010 >	CK700				0,40	
2.2 TD4 4x4	D	Start-Stop	10.2006 >	CK700				0,40	
2.2 TD4 4x4	D	Conventional	10.2006 >		CA770	CB740		0,40	
RANGE ROVER EVOQUE (LV)									
2.0 4x4		Conventional	06.2011 >		CA722	CB712			
2.2 eD4, 2.2 SD4 4x4, 2.2 TD4 4x4	D	Start-Stop	06.2011 >	CK800					
2.2 eD4, 2.2 SD4 4x4, 2.2 TD4 4x4	D	Conventional	06.2011 >			CB802			
Models with Auxiliary / Backup Battery			>	CK151					
RANGE ROVER I									
3.5 4x4, 3.5 Vogue 4x4		Conventional	07.1970 > 08.1991			CB705		0,20	
3.9 4x4 CAT, 3.9 Vogue SEI 4x4		Conventional	11.1988 > 07.1994			CB705		0,20	
4.3 Vogue LSE 4x4		Conventional	09.1992 > 07.1994			CB705		0,15	
2.4 Diesel 4x4, 2.4 TD 4x4	D	Conventional	04.1986 > 07.1994		CA755	CB705		0,20	
2.5 TD 4x4, 2.5 TDi 4x4	D	Conventional	10.1989 > 04.1994		CA755	CB705		0,20	
RANGE ROVER II (LP)									
3.9 4x4		Conventional	07.1994 > 03.2002			CG1101		0,35	
4.0 4x4		Conventional	06.1998 > 03.2002			CG1101		0,35	
4.6 4x4		Conventional	07.1994 > 03.2002			CG1101		0,35	
2.5 D 4x4, 2.5 TD 4x4	D	Conventional	07.1994 > 03.2002		CF1202	CG1100		0,20	
RANGE ROVER III (LM)									
4.2 4x4		Conventional	05.2005 > 08.2012	CK950		CB1100		0,50	

*podany czas wymiany należy traktować jako orientacyjny

Znalazłeś błąd w tabeli? Chciałbyś zaproponować inne zastosowanie? Czekamy na Twoje propozycje: pl.ekspert@eu.exide.com

Land Rover > Lexus

Marka i model					Start-Stop	Tradycyjne			
						Futura	Plus	Standard	(godziny)*
LAND ROVER									
RANGE ROVER III (LM)									
4.4 4x4		Conventional	03.2002 > 08.2012				CB1100		0,50
5.0 V8 4x4, 5.0 V8 4x4 Kompressor		Conventional	09.2009 > 08.2012		CA1000		CB950		
3.0 TD 6 4x4	D	Conventional	03.2002 > 08.2012				CB1100		0,50
3.6 TD 8 4x4	D	Conventional	04.2006 > 08.2012				CB1100		0,50
4.4 TD V8 4x4	D	Conventional	07.2010 > 08.2012		CA1000		CB950		
RANGE ROVER IV (LG)									
3.0 4x4		Conventional	10.2013 >	CK950					
5.0 V8 4x4, 5.0 V8 4x4 Kompressor		Conventional	08.2012 >	CK950					
3.0 TD 4x4, 3.0 TD Hybrid 4x4	D	Conventional	08.2012 >	CK950					
4.4 TD V8 4x4	D	Conventional	08.2012 >	CK950					
Models with Auxiliary / Backup Battery			>	CK151					
RANGE ROVER SPORT (LS)									
4.2 4x4		Conventional	02.2005 >	CK950			CB1100		0,40
4.4 4x4		Conventional	02.2005 >				CB1100		0,40
5.0 V8 4x4, 5.0 V8 4x4 Kompressor		Conventional	04.2009 >		CA1000		CB950		
2.7 TDVM 4x4	D	Conventional	02.2005 >		CA1000		CB950		0,40
3.0 TD 4x4, 3.0 TD V6 4x4	D	Conventional	09.2009 >		CA1000		CB950		0,40
3.6 TD 8 4x4	D	Conventional	04.2006 >	CK950			CB1100		0,40
RANGE ROVER SPORT (LW)									
3.0 4x4		Conventional	04.2013 >	CK950					
5.0 V8 4x4		Conventional	04.2013 >	CK950					
3.0 TD 4x4, 3.0 TD Hybrid 4x4	D	Conventional	04.2013 >	CK950					
4.4 TD 4x4	D	Conventional	10.2013 >	CK950					
Models with Auxiliary / Backup Battery			>	CK151					
LDV Limited									
200									
2.0		Conventional	04.1989 > 03.1996				CB457		
1.9 D	D	Conventional	10.1994 > 03.1996		CA755		CB705		
400									
2.5 D, 2.5 TD	D	Conventional	04.1989 > 10.1996		CA612		CB602	CC542	
CONVOY									
2.4 D	D	Conventional	03.2002 > 04.2009		CA755		CB705		
2.5 D, 2.5 DI, 2.5 TDI	D	Conventional	04.1996 > 04.2009		CA755		CB705		
CUB									
2.3 D	D	Conventional	08.1998 > 09.2001		CA955		CB955		0,30
MAXUS									
2.5 D	D	Conventional	02.2005 > 12.2009		CA722		CB712		
LEXUS									
CT (ZWA1_)									
200h		Hybrid	12.2010 >						
ES (F1, F2)									
250		Conventional	12.1989 > 09.1991				CB604		
300		Conventional	09.1991 > 12.1997				CB604		
ES (MCV_, VZV_)									
3.0		Conventional	10.1996 > 06.2008				CB605		
3.3		Conventional	06.2003 > 10.2006				CB605		
GS (JZS147)									
300		Conventional	03.1993 > 08.1997		CA755		CB705		0,30
GS (UZS161, JZS160)									
300, 300 T3		Conventional	10.2000 > 03.2005		CA755		CB705		0,30
400		Conventional	12.1997 > 11.2000		CA755		CB705		0,30
430		Conventional	11.2000 > 03.2005		CA755		CB705		0,30
GS (GRS19_, UZS19_, GWS19_)									
300, 3.0		Conventional	04.2005 > 11.2011		CA755		CB705		0,30
430, 4.3 VVTi		Conventional	04.2005 > 11.2011		CA755		CB705		0,30
450h (GWS191)		Hybrid	02.2006 > 11.2011		CA754		CB704		0,30

*podany czas wymiany należy traktować jako orientacyjny

Znalazłeś błąd w tabeli? Chciałbyś zaproponować inne zastosowanie? Czekamy na Twoje propozycje: pl.ekspert@eu.exide.com

Marka i model					Start-Stop	Tradycyjjne			
					Futura	Plus	Standard	(hour)*	s. 207
LEXUS									
GS (GRS19_, UZS19_, GWS19_)									
460		Conventional	05.2008 > 11.2011		CA754	CB704		0,30	
GS (GRL1_, GWL1_)									
250		Conventional	01.2012 >		CA754	CB704			
450h		Hybrid	01.2012 >		CA754	CB704			
IS I (JCE1_, GXE1_)									
200		Conventional	04.1999 > 07.2005			CB605		0,30	
300		Conventional	09.2001 > 07.2005			CB605		0,30	
IS II (GSE2_, ALE2_, USE2_)									
250 (GSE20)		Conventional	10.2005 >		CA755	CB705		0,30	
350		Conventional	10.2005 >			CB605		0,30	
IS F (USE20)		Conventional	11.2007 >			CB605			
200d, 220d	D	Conventional	10.2005 >		CA954	CB954		0,30	
IS C (GSE2_)									
250		Conventional	04.2009 >		CA755	CB705			
350		Conventional	04.2009 >			CB605			
LS (UCF10)									
400		Conventional	12.1989 > 10.2000		CA754	CB704		0,30	
LS (UCF30)									
430		Conventional	10.2000 > 08.2006		CA754	CB704		0,30	
LS (UVF4_, USF4_)									
460, 460 AWD		Conventional	04.2006 >		CA955	CB955			
600h		Hybrid	08.2007 >		CA955	CB955			
RX (MCU15)									
300, 300 AWD		Conventional	07.2000 > 03.2003		CA754	CB704		0,30	
RX (MHU3_, GSU3_, MCU3_)									
300		Conventional	05.2003 > 12.2008		CA754	CB704			
3.3 AWD		Conventional	04.2003 > 12.2008		CA754	CB704			
350 AWD		Conventional	02.2006 > 12.2008		CA754	CB704			
400h, 400h AWD		Hybrid	09.2004 > 12.2008						
RX (GYL1_, GGL15, AGL10)									
270		Conventional	12.2008 >		CA754	CB704			
350, 350 AWD		Conventional	12.2008 >		CA754	CB704			
350h, 350h AWD		Conventional	04.2012 >		CA754	CB704			
450h, 450h AWD		Hybrid	12.2008 >		CA754				
SC (UZZ40_)									
430		Conventional	05.2001 > 07.2010		CA754	CB704		0,30	
LIGIER									
AMBRA									
0.5		Conventional	12.1996 >			CB440			
BE UP									
0.5		Conventional	08.2002 >			CB440			
NOVA									
400		Conventional	08.2002 >			CB440			
500	D	Conventional	08.2002 >			CB440			
650		Conventional	08.2002 >			CB440			
LOTUS									
2 ELEVEN									
1.8		Conventional	04.2007 >		CA612	CB602			
ELAN									
1.6 i 16V, 1.6 i 16V Turbo		Conventional	09.1989 > 11.1995		CA612	CB602	CC542		
ELISE									
1.6		Conventional	06.2007 >		CA530	CB500			
1.8, 1.8 16V		Conventional	08.1995 > 11.2000		CA530	CB500	CC440		
111 S		Conventional	03.1999 > 11.2000		CA530	CB500	CC440		
1.8		Conventional	11.2000 >		CA530	CB500			
1.8		Conventional	06.2007 >		CA530	CB500			

*podany czas wymiany należy traktować jako orientacyjny

Znalazłeś błąd w tabeli? Chciałbyś zaproponować inne zastosowanie? Czekamy na Twoje propozycje: pl.ekspert@eu.exide.com

Marka i model					Start-Stop	Tradycyjne			
						Futura	Plus	Standard	(godziny)*
LOTUS									
ELISE 340 R									
1.8		Conventional	03.2000 > 02.2001			CA612	CB602		
ESPRIT S4 (082)									
2.0 GT3		Conventional	09.1996 > 06.2000			CA722	CB712	CC652	
2.2, 2.2 16V Turbo SE		Conventional	05.1989 > 09.1996			CA722	CB712	CC652	
3.5 V8 32V Turbo		Conventional	02.1996 > 06.2003			CA722	CB712		
EUROPA S									
2.0 Turbo		Conventional	07.2006 >			CA612	CB602		
EVORA									
3.5, 3.5 S		Conventional	05.2009 >			CA754	CB704		
EXIGE (SCC_)									
1.8 16V, 1.8 265 E, 1.8 Cup, 1.8 GT3		Conventional	09.2001 > 06.2012			CA612	CB602		
EXIGE									
3.5 S		Conventional	06.2012 >			CA754	CB704		
LTI Vehicles									
TX									
2.4 TDi	D	Conventional	10.2002 >			CF1202	CG1100		
2.5 D	D	Conventional	01.2006 >			CF1202	CG1100		
2.7 TD	D	Conventional	01.1997 >			CF1202	CG1100		
MAHINDRA									
CJ 3									
2.2		Conventional	10.1988 > 09.1992			CA770	CB740	CC700	
2.1 D	D	Conventional	10.1988 > 09.1992			CA1000	CB950	CC900	
2.3 D	D	Conventional	10.1988 > 09.1992			CA1000	CB950	CC900	
2.5 D	D	Conventional	10.1988 > 09.1992			CA1000	CB950	CC900	
MARUTI									
800									
0.8		Conventional	01.1991 > 12.2006				CB457		
MASERATI									
228									
2.8, 2.8 i		Conventional	12.1986 > 12.1990				CB620	CC550	
3200 GT									
3.2 Biturbo V8 32V		Conventional	10.1998 > 03.2002			CA770	CB740		
420/430 (69, 78, AF3)									
2.8 Bi Turbo, 2.8 Bi Turbo		Conventional	10.1991 > 09.1994				CB741		
430 i		Conventional	02.1988 > 12.1994				CB741		
BITURBO (70, 77)									
2.24V		Conventional	03.1989 > 12.1994				CB705		
222 SE		Conventional	11.1989 > 12.1994				CB705		
4.24V		Conventional	04.1990 > 12.1994				CB705		
BITURBO Spider									
2.8		Conventional	01.1989 > 12.1994				CB705		
GHIBLI II									
2.0, 2.0 24V Biturbo		Conventional	05.1992 > 09.1994			CA770	CB740	CC700	
2.8 24V Biturbo		Conventional	06.1992 >			CA770	CB740	CC700	
GHIBLI (M157)									
3.0, 3.0 S, 3.0 S Q4		Conventional	08.2013 >			CA1000			
3.0 D	D	Start-Stop	08.2013 >	CK950					
3.0 D	D	Conventional	08.2013 >			CA1000			
GRAN TURISMO									
4.2		Conventional	08.2008 >			CA770	CB740		
4.7, 4.7 S		Conventional	08.2008 >			CA770	CB740		
GRANCABRIO									
4.7		Conventional	06.2010 >			CA770	CB740		
GRANSPORT Convertible									
4.3		Conventional	10.2004 >			CA770	CB740		

*podany czas wymiany należy traktować jako orientacyjny

Znalazłeś błąd w tabeli? Chciałbyś zaproponować inne zastosowanie? Czekamy na Twoje propozycje: pl.ekspert@eu.exide.com

Marka i model					Start-Stop	Tradycyjjne			
						Futura	Plus	Standard	(hour)*
MASERATI									
GRANSPOUR Coupe									
4.3			Conventional	06.2003 >		CA770	CB740		
KARIF									
2.8			Conventional	04.1988 >		CA770	CB740	CC700	
MC 12									
6.0			Conventional	08.2004 >		CA770	CB740		
QUATTROPORTE II									
2.0 Biturbo			Conventional	03.1994 >		CA770	CB740	CC700	
2.8 Biturbo			Conventional	03.1994 >		CA770	CB740	CC700	
3.2 V8 32V			Conventional	12.1995 >		CA1000	CB950		
QUATTROPORTE III									
4.2			Conventional	03.2004 >		CA1000	CB950		
4.7 S, 4.7 GT S			Conventional	06.2008 >		CA1000	CB950		
QUATTROPORTE IV									
3.0 S, 3.0 S Q4			Conventional	01.2014 >		CA770	CB740		
3.8 GT S			Conventional	01.2013 >		CA770	CB740		
3.0 V6 Diesel	D	Start-Stop		01.2014 >	CK950				
SHAMAL									
3.2			Conventional	12.1989 > 11.1995		CA770	CB740	CC700	
SPYDER Cabriolet									
2.0 Bi Turbo			Conventional	06.1989 > 09.1996		CA770	CB740	CC700	
SPYDER Convertible									
2.0			Conventional	04.1988 > 09.1996		CA770	CB740	CC700	
2.8			Conventional	04.1988 > 09.1996		CA770	CB740	CC700	
SPYDER Coupe									
4.2, 4.2 Grand Sport			Conventional	03.2002 >		CA770	CB740		
SPYDER GT Convertible									
4.2			Conventional	10.2001 >		CA755	CB705		
MAYBACH									
MAYBACH (240_)									
5.5 V12 57/62			Conventional	09.2002 > 12.2012		CA1000			
6.0 Biturbo, 6.0 V12 57/62			Conventional	09.2005 > 12.2012		CA1000			
MAZDA									
121 II (DB)									
1.1			Conventional	11.1990 > 10.1993			CB454		
1.3 16V, 1.3 i 16V			Conventional	11.1990 > 03.1996			CB454		0,20
121 III (JASM, JBSM)									
1.25			Conventional	03.1996 > 04.2003			CB504		0,30
1.3			Conventional	03.1996 > 04.2003			CB504		0,30
1.8 D	D	Conventional		03.1996 > 04.2003		CA770	CB740	CC700	0,30
2 (DY)									
1.2, 1.25			Conventional	02.2003 >		CA472	CB442		0,30
1.4			Conventional	02.2003 >		CA472	CB442		0,30
1.6			Conventional	02.2003 >		CA472	CB442		0,30
1.4 CD	D	Conventional		04.2003 >		CA472	CB442		0,30
2 (DE)									
1.3, 1.3 MZR			Conventional	10.2007 >		CA530	CB500		
1.5, 1.5 MZR			Conventional	10.2007 >		CA530	CB500		
1.4 MZR-CD	D	Conventional		01.2008 >		CA640	CB620		
1.6 MZ-CD	D	Conventional		10.2008 >		CA640	CB620		
3 (BK)									
1.4			Conventional	10.2003 > 06.2009			CB604		0,20
1.6			Conventional	10.2003 > 06.2009			CB604		0,20
2.0			Conventional	10.2003 > 06.2009			CB604		0,20
2.3 MZR, 2.3 MPS, 2.3 DiSi Turbo MPS			Conventional	10.2003 > 06.2009			CB604		0,20
1.6 DI Turbo	D	Conventional		06.2004 > 06.2009		CA754	CB704		0,20
2.0 MZR-CD	D	Conventional		12.2006 > 06.2009		CA754	CB704		0,20

*podany czas wymiany należy traktować jako orientacyjny

Znalazłeś błąd w tabeli? Chciałbyś zaproponować inne zastosowanie? Czekamy na Twoje propozycje: pl.ekspert@eu.exide.com

Mazda

Marka i model					Start-Stop	Tradycyjne			
						Futura	Plus	Standard	s. 207
MAZDA									
3 (BL)									
1.6 MZR		Conventional	06.2009 >				CB604		
2.0 MZR DISI		Start-Stop	06.2009 >	CL604					
2.0 MZR DISI		Conventional	06.2009 >				CB604		
2.3 MPS Turbo		Conventional	06.2009 >				CB604		
1.6 MZR CD	D	Conventional	06.2009 >			CA754	CB704		
2.2 MZR CD	D	Conventional	06.2009 >			CA954	CB954		
3 (BM)									
Skyaktiv-G 100		Start-Stop	09.2013 >	CL604					
Skyaktiv-G 120, Skyaktiv-G 165		Start-Stop	09.2013 >	CL604					
323 C IV (BG)									
1.3, 1.3 16V		Conventional	09.1989 > 07.1994				CB504		0,20
1.6, 1.6 16V		Conventional	09.1989 > 10.1994				CB604		0,20
1.8 16V, 1.8 16V 4WD, 1.8 16V GT, 1.8 16V Turbo 4WD		Conventional	09.1989 > 07.1994				CB604		0,20
1.7 D	D	Conventional	08.1989 > 07.1994				CB604		0,20
323 C V (BA)									
1.3 16V		Conventional	08.1994 > 09.1998				CB504		0,20
1.5 16V		Conventional	08.1994 > 09.1998				CB504		0,20
1.8 16V		Conventional	08.1994 > 09.1998				CB604		0,20
323 F IV (BG)									
1.6, 1.6 16V		Conventional	09.1989 > 10.1994				CB604		0,20
1.8 16V, 1.8 16V GT, 1.8 4WD		Conventional	08.1989 > 07.1994				CB604		0,20
323 F V (BA)									
1.5 16V		Conventional	07.1994 > 09.1998				CB504		0,20
1.8 16V		Conventional	08.1994 > 09.1998				CB604		0,20
2.0 24V		Conventional	08.1994 > 09.1998				CB604		0,20
323 F VI (BJ)									
1.4, 1.4 16V		Conventional	09.1998 > 05.2004				CB504		0,20
1.5 16V		Conventional	09.1998 > 01.2001				CB504		0,20
1.6		Conventional	01.2001 > 05.2004				CB604		0,20
1.8 Astina		Conventional	09.1998 > 05.2004				CB604		0,20
1.9 16V		Conventional	09.1998 > 01.2001				CB604		0,20
2.0		Conventional	01.2001 > 05.2004				CB604		0,20
2.0 D, 2.0 TD	D	Conventional	09.1998 > 05.2004				CB604		0,20
323 P V (BA)									
1.3 16V		Conventional	10.1996 >				CB504		0,20
1.5 16V		Conventional	10.1996 >				CB504		0,20
2.0 D	D	Conventional	10.1996 >				CB604		0,20
323 S IV (BG)									
1.3, 1.3 16V		Conventional	09.1989 > 07.1994				CB504		0,20
1.6, 1.6 16V		Conventional	08.1989 > 10.1994				CB604		0,20
1.8 16V, 1.8 16V 4WD, 1.8 16V GT, 1.8 16V Turbo 4WD		Conventional	06.1989 > 07.1994				CB604		0,20
1.7 D	D	Conventional	08.1989 > 07.1994				CB604		0,20
323 S V (BA)									
1.3 16V		Conventional	08.1994 > 09.1998				CB504		0,20
1.5 16V		Conventional	08.1994 > 09.1998				CB504		0,20
1.8 16V		Conventional	08.1994 > 09.1998				CB604		0,20
1.6 TD	D	Conventional	05.1994 > 09.1998				CB604		0,20
2.0 D	D	Conventional	10.1996 > 09.1998				CB604		0,20
323 S VI (BJ)									
1.4, 1.4 16V		Conventional	09.1998 > 05.2004				CB504		0,20
1.5, 1.5 16V		Conventional	05.1998 > 05.2004				CB504		0,20
1.6		Conventional	01.2001 > 05.2004				CB604		0,20
1.8 Protege		Conventional	05.1998 > 05.2004				CB604		0,20
1.9 16V		Conventional	09.1998 > 05.2004				CB604		0,20
2.0		Conventional	02.2000 > 05.2004				CB604		0,20
2.0 D, 2.0 DiTD, 2.0 TD	D	Conventional	09.1998 > 05.2004				CB604		0,20

*podany czas wymiany należy traktować jako orientacyjny

Znalazłeś błąd w tabeli? Chciałbyś zaproponować inne zastosowanie? Czekamy na Twoje propozycje: pl.ekspert@eu.exide.com

Marka i model					Start-Stop	Tradycyjjne	Futura	Plus	Standard	(hour)*	s. 207
MAZDA											
5 (CR19)											
1.8			Conventional	03.2005 >				CB604			
2.0			Conventional	03.2005 >				CB604			
2.3			Conventional	02.2005 >				CB604			
2.0 CD	D		Conventional	03.2005 >			CA754	CB704			
5 (CW)											
1.8 MZR			Conventional	01.2012 >				CB604			
2.0			Start-Stop	09.2010 >	CL604						
2.0			Conventional	09.2010 >				CB604			
1.6 CD	D		Conventional	09.2010 >			CA754	CB704			
6 (GG)											
1.8			Conventional	08.2002 > 08.2007				CB604		0,20	
2.0			Conventional	06.2002 > 08.2007				CB604		0,20	
2.3, 2.3 AWD, 2.3 MPS Turbo			Conventional	06.2002 > 08.2007				CB604		0,20	
2.5			Conventional	08.2007 >				CB604		0,20	
2.0 DI	D		Conventional	06.2002 > 08.2007			CA954	CB954		0,20	
6 (GH)											
1.8 MZR			Conventional	08.2007 >				CB604			
2.0 MZR			Conventional	08.2007 >				CB604			
2.5 MZR			Conventional	08.2007 >				CB604			
2.0 MZR-CD	D		Conventional	08.2007 >			CA954	CB954			
2.2 D	D		Conventional	01.2010 >			CA954	CB954			
2.2 MZR-CD	D		Conventional	01.2009 >			CA754	CB704			
6 (GJ, GH)											
2.0			Start-Stop	12.2012 >	CL604						
2.5			Start-Stop	12.2012 >	CL604						
2.2 D	D		Conventional	12.2012 >			CA954	CB954			
626 III (GD)											
1.6			Conventional	06.1987 > 05.1992				CB604		0,20	
1.8			Conventional	11.1987 > 05.1992				CB604		0,20	
2.0			Conventional	09.1987 > 10.1990				CB604		0,20	
2.0 12V, 2.0 16V			Conventional	09.1987 > 05.1992				CB604		0,20	
2.2 12V, 2.2 12V 4WD			Conventional	11.1987 > 05.1992				CB604		0,20	
2.0 D	D		Conventional	07.1987 > 07.1991				CB954	CC904	0,20	
626 IV (GE)											
1.8			Conventional	08.1991 > 04.1997				CB604		0,30	
2.0 i, 2.0 i 4WD			Conventional	08.1991 > 04.1997				CB604		0,30	
2.5 24V			Conventional	01.1992 > 04.1997				CB604		0,30	
2.0 D GLX Complex	D		Conventional	01.1993 > 04.1997				CB954	CC904	0,30	
626 V (GF)											
1.6			Conventional	07.1997 > 07.1999			CA754	CB704	CC604	0,20	
1.9			Conventional	05.1997 > 10.2002			CA754	CB704		0,20	
2.0			Conventional	05.1997 > 10.2002			CA754	CB704		0,20	
2.0 DITD, 2.0 TD, 2.0 Turbo DI	D		Conventional	04.1998 > 10.2002			CA955	CB955	CC905	0,20	
929 IV (HD)											
3.0 i			Conventional	07.1991 > 03.1996				CB604			
929 V (HE)											
3.0			Conventional	04.1996 > 11.1997				CB604			
B-SERIE (UF)											
1.6			Conventional	01.1985 > 03.1996				CB605			
2.0			Conventional	01.1985 > 03.1996				CB605			
2.2, 2.2 12V			Conventional	08.1991 > 01.1999				CB605			
2.6, 2.6 4WD, 2.6 12V 4WD, 2.6 i, 2.6 i 4WD			Conventional	01.1987 > 06.1999				CB605			
2.2 D	D		Conventional	01.1985 > 03.1996			CA755	CB705	CC604		
2.5 D, 2.5 D 4WD	D		Conventional	02.1996 > 06.1999			CA955	CB955	CC905		
B-SERIE (UN)											
2.2, 2.2 4WD, 2.2 8V 4WD			Conventional	02.1999 >			CA754	CB704		0,20	

*podany czas wymiany należy traktować jako orientacyjny

Znalazłeś błąd w tabeli? Chciałbyś zaproponować inne zastosowanie? Czekamy na Twoje propozycje: pl.ekspert@eu.exide.com

Mazda

Marka i model				Start-Stop	Tradycyjne			
					Futura	Plus	Standard	(godziny)*
MAZDA								
B-SERIE (UN)								
2.6 12V 4WD, 2.6 i, 2.6 i AWD		Conventional	02.1999 >		CA754	CB704		0,20
2.5 D, 2.5 D 4WD	D	Conventional	11.1999 > 12.2001		CA754	CB704		0,20
2.5 D, 2.5 D 4WD	D	Conventional	06.1999 >		CA754	CB704		0,20
2.5 D 4WD	D	Conventional	11.1999 > 12.2001		CA955	CB955	CC905	0,20
2.5 TD, 2.5 TD 4WD	D	Conventional	02.1999 > 07.2006		CA754	CB704		0,20
BT-50 (CD)								
2.5 MRZ-CD 4x4	D	Conventional	12.2006 >		CA955	CB955		0,20
3.0 CDVi, 3.0 CDVi 4x4	D	Conventional	12.2006 >		CA955	CB955		0,20
CX-5 (KE, GH)								
2.0, 2.0 AWD		Start-Stop	11.2011 >	CL604				
2.2 D, 2.2 D AWD	D	Conventional	04.2012 >		CA954	CB954		
CX-7 (ER)								
2.3 MZR DISI Turbo, 2.3 DISI		Conventional	10.2007 >		CA770	CB740		
2.2 MZR-CD, 2.2 MZR-CD AWD	D	Conventional	09.2009 >		CA954	CB954		
CX-9 (TB)								
3.5, 3.5 AWD		Conventional	01.2007 >		CA754	CB704		
3.7, 3.7 AWD		Conventional	01.2007 >		CA754	CB704		
DEMIO (DW)								
1.3 16V, 1.3 i 16V		Conventional	08.1998 >			CB454		0,20
1.5 16V		Conventional	04.2000 >			CB454		0,20
E-SERIE (SR2)								
E2000, E2000 4WD		Conventional	01.1984 > 05.2003			CB604		
2200 D 4WD, E2200 D, E2200 D 4WD	D	Conventional	03.1991 > 05.2003			CB704		0,20
E-SERIE MPV (SG)								
2.5 i		Conventional	08.1999 > 10.2001			CB704		
FESTIVA								
1.1		Conventional	04.1989 > 10.1990			CB454		
MPV I (LV)								
3.0 i V6		Conventional	03.1995 > 09.1999			CB604		0,20
2.5 TD	D	Conventional	05.1996 > 09.1999		CA954	CB954	CC904	0,20
MPV II (LW)								
2.0		Conventional	09.1999 > 07.2002			CB604		0,20
2.3		Conventional	07.2002 > 02.2006			CB604		0,20
2.5 V6		Conventional	09.1999 > 03.2002			CB604		0,20
3.0 i V6		Conventional	03.2002 > 02.2006			CB604		0,20
2.0 DI	D	Conventional	07.2002 > 02.2006		CA754	CB704		0,20
MPV III								
2.3, 2.3 4WD		Conventional	02.2006 >			CB604		
MX-3 (EC)								
1.6 i		Conventional	07.1991 >			CB604		0,20
1.8 i V6		Conventional	01.1992 >			CB604		0,20
MX-5 I (NA)								
1.6		Conventional	05.1990 > 04.1998			CB454		0,20
1.8		Conventional	09.1993 > 04.1998			CB454		0,20
MX-5 II (NB)								
1.6 16V		Conventional	05.1998 > 10.2005			CB454		0,20
1.8, 1.8 16V, 1.8 i Turbo		Conventional	01.1998 > 10.2005			CB454		0,20
MX-5 III (NC)								
1.8		Conventional	03.2005 >			CB454		0,20
2.0		Conventional	03.2005 >			CB454		0,20
MX-6 (GE)								
2.0		Conventional	02.1992 > 02.1997			CB604		0,30
2.5 24V, 2.5 i 24V		Conventional	02.1992 > 02.1997			CB604		0,30
PREMACY (CP)								
1.9		Conventional	07.1999 > 03.2005			CB604		0,30
2.0		Conventional	11.2001 > 03.2005			CB604		0,30

*podany czas wymiany należy traktować jako orientacyjny

Znalazłeś błąd w tabeli? Chciałbyś zaproponować inne zastosowanie? Czekamy na Twoje propozycje: pl.ekspert@eu.exide.com

Marka i model					Start-Stop	Tradycyjjne			
					Futura	Plus	Standard	(hour)*	s. 207
MAZDA									
PREMACY (CP)									
2.3 SVT		Conventional	02.2005 > 03.2005			CB604			
2.0 TD	D	Conventional	10.1999 > 03.2005			CB604		0,30	
RX 7 II (FC)									
Turbo		Wankel	03.1989 > 12.1991			CB604			
RX 7 III (FD)									
Wankel Twin Turbo		Wankel	07.1992 > 08.2002			CB604			
RX 8 (SE17)									
2.6 Wankel		Wankel	10.2003 > 06.2012			CB604		0,20	
TRIBUTE (EP)									
2.0, 2.0 4WD		Conventional	03.2000 > 05.2008		CA770	CB740	CC700	0,20	
2.3 AWD, 2.3 GX		Conventional	12.2003 > 05.2008		CA770	CB740			
3.0 V6 24V 4WD		Conventional	03.2000 > 05.2008		CA770	CB740		0,20	
XEDOS 6 (CA)									
1.6 16V		Conventional	08.1992 > 10.1999			CB604		0,20	
2.0 V6, 2.0 24V		Conventional	01.1992 > 01.2000			CB604		0,20	
XEDOS 9 (TA)									
2.3 24V		Conventional	02.1995 > 01.2000			CB604		0,20	
2.5 24V, 2.5 V6		Conventional	07.1993 > 09.2002			CB604		0,20	
MEGA									
CLUB									
1.1 i		Conventional	01.1992 > 06.1999		CA530	CB500	CC440		
1.4 i, 1.4 i 4x4		Conventional	01.1992 > 06.1999		CA530	CB500	CC440		
1.5 D, 1.5 D 4x4		Conventional	01.1994 > 06.1999		CA530	CB500	CC440		
CLUB II									
1.4 i		Conventional	06.1999 >		CA530	CB500	CC440		
MERCEDES-BENZ									
100 (631)									
2.0 D	D	Conventional	04.1988 > 04.1996		CA770	CB740	CC700		
D (631.333, 631.343, 631.334, 631.344)	D	Conventional	02.1988 > 02.1996		CA1000	CB950	CC900	0,30	
190 (W201)									
2.0		Conventional	10.1982 > 05.1990		CA640	CB620	CC550	0,30	
2.3, 2.3 E		Conventional	10.1982 > 09.1988		CA640	CB620	CC550	0,30	
2.6		Conventional	10.1982 > 09.1988		CA640	CB620	CC550	0,30	
E 1.8		Conventional	04.1990 > 08.1993		CA640	CB620	CC550	0,30	
E 2.0		Conventional	10.1982 > 08.1993		CA640	CB620	CC550	0,30	
E 2.3, E 2.3-16		Conventional	09.1986 > 08.1993		CA640	CB620	CC550	0,30	
E 2.5-16, E Evolution II 2.5		Conventional	09.1988 > 08.1993		CA640	CB620	CC550	0,30	
E 2.6		Conventional	09.1986 > 08.1993		CA640	CB620	CC550	0,30	
D 2.0	D	Conventional	08.1983 > 08.1993		CA770	CB740	CC700	0,30	
D 2.5, Turbo-D 2.5	D	Conventional	04.1985 > 08.1993		CA770	CB740	CC700	0,30	
A-CLASS (W168)									
A 140		Conventional	07.1997 > 08.2004		CA640	CB620		0,30	
A 160		Conventional	07.1997 > 08.2004		CA640	CB620		0,30	
A 190		Conventional	03.1999 > 08.2004		CA640	CB620		0,30	
A 210		Conventional	03.2002 > 08.2004		CA640	CB620		0,30	
A 160 CDI	D	Conventional	07.1998 > 08.2004		CA770	CB740		0,30	
A 170 CDI	D	Conventional	07.1998 > 08.2004		CA770	CB740		0,30	
A-CLASS (W169)									
A 150		Conventional	09.2004 > 06.2012		CA640	CB620		0,30	
A 160		Start-Stop	04.2009 > 06.2012	CK700				0,30	
A 160		Conventional	04.2009 > 06.2012		CA640	CB620		0,30	
A 170		Conventional	09.2004 > 06.2012		CA640	CB620		0,30	
A 180		Start-Stop	04.2009 > 06.2012	CK700				0,30	
A 180		Conventional	04.2009 > 06.2012		CA640	CB620		0,30	
A 200, A 200 TURBO		Conventional	09.2004 > 06.2012		CA640	CB620		0,30	
A 160 CDI	D	Start-Stop	09.2004 > 06.2012	CK700				0,30	

*podany czas wymiany należy traktować jako orientacyjny

Znalazłeś błąd w tabeli? Chciałbyś zaproponować inne zastosowanie? Czekamy na Twoje propozycje: pl.ekspert@eu.exide.com

Mercedes-Benz

Marka i model					Start-Stop	Tradycyjne			
						Futura	Plus	Standard	(godziny)*
MERCEDES-BENZ									
A-CLASS (W169)									
A 160 CDI	D	Conventional	09.2004 > 06.2012			CA770	CB740		0,30
A 180 CDI	D	Conventional	09.2004 > 06.2012			CA770	CB740		0,30
A 200 CDI	D	Conventional	09.2004 > 06.2012			CA770	CB740		0,30
A-CLASS (W176)									
A 180, A 200		Start-Stop	06.2012 >	CK700					
A 250, A 250 4-matic		Start-Stop	06.2012 >	CK700					
A 45 AMG 4-matic		Start-Stop	06.2013 >	CK800					
A 160 CDI, A 180 CDI (176.012) OM607	D	Start-Stop	06.2012 >	CK700					
A 180 CDI (176.000) OM651	D	Start-Stop	06.2012 >	CK800					
A 200 CDI	D	Start-Stop	06.2012 >	CK800					
A 220 CDI	D	Start-Stop	09.2012 >	CK800					
B-CLASS (W245)									
B 150		Conventional	03.2005 > 11.2011			CA770	CB740		0,30
B 160		Start-Stop	04.2009 > 11.2011	CK700					0,30
B 160		Conventional	04.2009 > 11.2011			CA770	CB740		0,30
B 170, B 170 NGT		Conventional	03.2005 > 11.2011			CA770	CB740		0,30
B 180, B 180 NGT		Start-Stop	04.2008 > 11.2011	CK700					0,30
B 180, B 180 NGT		Conventional	04.2008 > 11.2011			CA770	CB740		0,30
B 200, B 200 TURBO		Conventional	03.2005 > 11.2011			CA770	CB740		0,30
B 180 CDI	D	Conventional	03.2005 > 11.2011			CA770	CB740		0,30
B 200 CDI	D	Conventional	03.2005 > 11.2011			CA770	CB740		0,30 H
B-CLASS (W246)									
B 180		Start-Stop	11.2011 >	CK700					
B 200, B 200 Natural Gas Drive		Start-Stop	11.2011 >	CK700					
B 220 4-matic		Start-Stop	05.2013 >	CK700					
B 250		Start-Stop	05.2012 >	CK700					
B 160 CDI, B 180 CDI (246.212) OM607	D	Start-Stop	02.2013 >	CK700					
B 180 CDI (246.200), B 200 CDI	D	Start-Stop	11.2011 >	CK700					
B 220 CDI	D	Start-Stop	11.2011 >	CK700					
CABRIOLET (A124)									
300 CE-24		Conventional	04.1992 > 06.1993			CA770	CB740	CC700	
C-CLASS (W202)									
C 180		Conventional	03.1993 > 05.2000			CA640	CB620		0,30
C 200, C 200 Kompressor		Conventional	01.1994 > 05.2000			CA640	CB620		0,30
C 220		Conventional	03.1993 > 05.2000			CA640	CB620		0,30
C 230, C 230 Kompressor		Conventional	10.1995 > 05.2000			CA640	CB620		0,30
C 240		Conventional	06.1997 > 05.2000			CA770	CB740		0,30
C 280		Conventional	05.1993 > 05.2000			CA770	CB740		0,30
C 36 AMG		Conventional	05.1994 > 05.2000			CA770	CB740		
C 43 AMG		Conventional	08.1997 > 05.2000			CA770	CB740		
C 200 D, C 200 CDI	D	Conventional	03.1993 > 05.2000			CA770	CB740		0,30
C 220 D, C 220 CDI	D	Conventional	08.1993 > 05.2000			CA770	CB740		0,30
C 250 D, C 250 Turbo-D	D	Conventional	05.1993 > 05.2000			CA770	CB740		0,30
C-CLASS (W203)									
C 180, C 180 Kompressor		Conventional	10.2000 > 02.2007			CA640	CB620		0,70
C 200 CGI Kompressor, C 200 Kompressor		Conventional	05.2000 > 02.2007			CA640	CB620		0,70
C 230, C 230 Kompressor		Conventional	02.2004 > 02.2007			CA640	CB620		0,70
C 240, C 240 4-matic		Conventional	05.2000 > 02.2007			CA770	CB740		0,70
C 280, C 280 4-matic		Conventional	01.2005 > 02.2007			CA770	CB740		0,70
C 320, C 320 4-matic		Conventional	05.2000 > 02.2007			CA770	CB740		0,70
C 350, C 350 4-matic		Conventional	01.2005 > 02.2007			CA770	CB740		0,70
C 32 AMG Kompressor		Conventional	02.2001 > 02.2007			CA900	CB800		
C 55 AMG		Conventional	02.2004 > 02.2007			CA900	CB800		
C 200 CDI	D	Conventional	09.2000 > 02.2007			CA770	CB740		0,70
C 220 CDI	D	Conventional	05.2000 > 02.2007			CA770	CB740		0,70
C 270 CDI	D	Conventional	12.2000 > 02.2007			CA770	CB740		0,70

*podany czas wymiany należy traktować jako orientacyjny

Znalazłeś błąd w tabeli? Chciałbyś zaproponować inne zastosowanie? Czekamy na Twoje propozycje: pl.ekspert@eu.exide.com

Marka i model				Start-Stop	Tradycyjjne			i	s. 207
					Futura	Plus	Standard		
MERCEDES-BENZ									
C-CLASS (W203)									
C 30 CDI AMG	D	Conventional	01.2003 > 02.2007		CA770	CB740			
C 320 CDI	D	Conventional	01.2005 > 02.2007		CA770	CB740		0,70	
C-CLASS (W204)									
C 180 CGI, C 180 Kompressor, C 200 CGI		Start-Stop	01.2007 >	CK700				0,40	
C 180 CGI, C 180 Kompressor, C 200 CGI		Conventional	01.2007 >		CA770	CB740		0,40	
C 200		Start-Stop	05.2011 >	CK700				0,40	
C 200 Kompressor		Conventional	01.2007 >		CA770	CB740		0,40	
C 230, C 230 4-matic		Conventional	01.2007 >		CA770	CB740		0,40	
C 250 CGI		Start-Stop	07.2009 >	CK800				0,40	
C 250 CGI		Conventional	07.2009 >		CA770	CB740		0,40	
C 280, C 280 4-matic		Conventional	01.2007 >		CA770	CB740		0,40	
C 300, C 300 4-matic		Conventional	07.2007 >		CA770	CB740		0,40	
C 300, C 300 4-matic (3.5L 185kW)		Start-Stop	02.2011 >	CK800				0,40	
C 350, C 350 4-matic (200kW)		Conventional	01.2007 >		CA770	CB740		0,40	
C 350, C 350 4-matic (225kW)		Conventional	01.2011 >	CK800				0,40	B
C 350 CGI		Conventional	09.2008 >		CA1000	CB950		0,40	
C 63 AMG		Conventional	02.2008 >		CA1000	CB950		0,40	B
C 63 AMG		Start-Stop	02.2008 >	CK950				0,40	B
C 180 CDI	D	Conventional	01.2011 >	CK800				0,40	B
C 200 CDI	D	Conventional	01.2007 >		CA770	CB740		0,40	
C 200 CDI	D	Start-Stop	01.2011 >	CK800				0,40	B
C 220 CDI	D	Conventional	01.2007 >		CA770	CB740		0,40	
C 220 CDI	D	Start-Stop	12.2008 >	CK800				0,40	
C 220 BlueTEC	D	Start-Stop	04.2010 >	CK800				0,40	
C 220 CDI 4-matic	D	Start-Stop	02.2013 >	CK950				0,40	
C 250 CDI, C 250 CDI 4-matic	D	Conventional	08.2008 >	CK800				0,40	
C 300 CDI 4-matic	D	Conventional	01.2011 >	CK950				0,40	B
C 320 CDI, C 320 CDI 4-matic	D	Conventional	01.2007 >		CA900	CB800		0,40	
C 350 CDI, C 350 CDI 4-matic	D	Conventional	07.2009 >		CA1000	CB950		0,40	
C 350 CDI, C 350 CDI 4-matic	D	Start-Stop	06.2011 >	CK950				0,40	B
Models with Auxiliary / Backup Battery			>	CK151					
C-CLASS Coupe (C204)									
C 180		Start-Stop	06.2011 >	CK800					B
C 200 CGI		Start-Stop	06.2011 >	CK700					
C 250		Start-Stop	06.2011 >	CK800					B
C 350		Start-Stop	06.2011 >	CK800					B
C 63 AMG		Start-Stop	06.2011 >	CK800					B
C 63 AMG		Conventional	11.2012 >	CK950					
C 220 CDI	D	Start-Stop	06.2011 >	CK800					B
C 250 CDI	D	Conventional	06.2011 >	CK800					B
C-CLASS Estate (S202)									
C 180 T		Conventional	06.1996 > 03.2001		CA640	CB620		0,30	
C 200 T, C 200 T Kompressor		Conventional	06.1996 > 03.2001		CA640	CB620		0,30	
C 230 T, C 230 T Kompressor		Conventional	06.1996 > 09.2000		CA640	CB620		0,30	
C 240 T		Conventional	06.1997 > 03.2001		CA770	CB740		0,30	
C 280 T		Conventional	06.1997 > 03.2001		CA770	CB740		0,30	
C 43 AMG		Conventional	08.1997 > 03.2001			CB802			
C 200 T CDI, C 200 T D	D	Conventional	10.1996 > 03.2001		CA770	CB740		0,30	
C 220 T CDI, C 220 T D	D	Conventional	06.1996 > 03.2001		CA770	CB740		0,30	
C 250 T Turbo-D	D	Conventional	06.1996 > 03.2001		CA770	CB740		0,30	
C-CLASS Estate (S203)									
C 180, C 180 Kompressor		Conventional	03.2001 > 08.2007		CA640	CB620		0,70	
C 200 CGI Kompressor, C 200 Kompressor		Conventional	03.2001 > 08.2007		CA640	CB620		0,70	
C 230, C 230 Kompressor		Conventional	02.2004 > 08.2007		CA640	CB620		0,70	
C 240, C 240 4-matic		Conventional	03.2001 > 08.2007		CA770	CB740		0,70	
C 280, C 280 4-matic		Conventional	01.2005 > 08.2007		CA770	CB740		0,70	

*podany czas wymiany należy traktować jako orientacyjny

Znalazłeś błąd w tabeli? Chciałbyś zaproponować inne zastosowanie? Czekamy na Twoje propozycje: pl.ekspert@eu.exide.com

Marka i model					Start-Stop	Tradycyjne			
						Futura	Plus	Standard	(godziny)*
MERCEDES-BENZ									
C-CLASS Estate (S203)									
C 320, C 320 4-matic		Conventional	03.2001 > 08.2007			CA770	CB740		0,70
C 350, C 350 4-matic		Conventional	01.2005 > 08.2007			CA770	CB740		0,70
C 32 AMG Kompressor		Conventional	03.2001 > 08.2007			CA900	CB800		
C 55 AMG		Conventional	02.2004 > 08.2007			CA900	CB800		
C 200 CDI	D	Conventional	03.2001 > 08.2007			CA770	CB740		0,70
C 220 CDI	D	Conventional	03.2001 > 08.2007			CA770	CB740		0,70
C 270 CDI	D	Conventional	03.2001 > 08.2007			CA770	CB740		0,70
C 30 CDI AMG	D	Conventional	01.2003 > 08.2007			CA770	CB740		0,70
C 320 CDI	D	Conventional	06.2005 > 08.2007			CA770	CB740		0,70
C-CLASS Estate (S204)									
C 180 CGI, C 180 Kompressor, C 200 CGI		Start-Stop	01.2007 >	CK700					0,40
C 180 CGI, C 180 Kompressor, C 200 CGI		Conventional	01.2007 >		CA770	CB740			0,40
C 200		Start-Stop	05.2011 >	CK700					0,40
C 200 Kompressor		Conventional	01.2007 >		CA770	CB740			0,40
C 230, C 230 4-matic		Conventional	01.2007 >		CA770	CB740			0,40
C 250 CGI		Start-Stop	07.2009 >	CK800					0,40
C 250 CGI		Conventional	07.2009 >		CA770	CB740			0,40
C 280, C 280 4-matic		Conventional	01.2007 >		CA770	CB740			0,40
C 300, C 300 4-matic		Conventional	07.2007 >		CA770	CB740			0,40
C 300, C 300 4-matic (3.5L 185kW)		Start-Stop	02.2011 >	CK800					0,40
C 350, C 350 4-matic (200kW)		Conventional	01.2007 >		CA770	CB740			0,40
C 350, C 350 4-matic (225kW)		Conventional	01.2011 >	CK800					0,40
C 350 CGI		Conventional	09.2008 >		CA1000	CB950			0,40
C 63 AMG		Conventional	02.2008 >		CA1000	CB950			B
C 63 AMG		Start-Stop	02.2008 >	CK950					B
C 180 CDI	D	Conventional	01.2011 >	CK800					0,40
C 200 CDI	D	Conventional	01.2007 >		CA770	CB740			0,40
C 200 CDI	D	Start-Stop	01.2011 >	CK800					0,40
C 220 CDI	D	Conventional	01.2007 >		CA770	CB740			0,40
C 220 CDI	D	Start-Stop	12.2008 >	CK800					0,40
C 220 BlueTEC	D	Start-Stop	04.2010 >	CK800					0,40
C 220 CDI 4-matic	D	Start-Stop	02.2013 >	CK950					0,40
C 250 CDI, C 250 CDI 4-matic	D	Conventional	08.2008 >	CK800					0,40
C 300 CDI 4-matic	D	Conventional	01.2011 >	CK950					0,40
C 320 CDI, C 320 CDI 4-matic	D	Conventional	01.2007 >		CA900	CB800			0,40
C 350 CDI, C 350 CDI 4-matic	D	Conventional	07.2009 >		CA1000	CB950			0,40
C 350 CDI, C 350 CDI 4-matic	D	Start-Stop	06.2011 >	CK950					0,40
Models with Auxiliary / Backup Battery			>	CK151					
C-CLASS Sportcoupe (CL203)									
C 160 Kompressor		Conventional	05.2002 > 05.2008		CA640	CB620			0,70
C 180, C 180 Kompressor		Conventional	03.2001 > 05.2008		CA640	CB620			0,70
C 200 CGI Kompressor, C 200 Kompressor		Conventional	03.2001 > 05.2008		CA640	CB620			0,70
C 220		Conventional	05.2002 > 05.2008		CA640	CB620			0,70
C 230, C 230 Kompressor		Conventional	03.2001 > 05.2008		CA640	CB620			0,70
C 32 AMG Kompressor		Conventional	05.2002 > 05.2008		CA900	CB800			
C 320		Conventional	09.2002 > 05.2008		CA770	CB740			0,70
C 350		Conventional	01.2005 > 05.2008		CA770	CB740			0,70
C 200 CDI	D	Conventional	03.2003 > 05.2008		CA770	CB740			0,70
C 220 CDI	D	Conventional	03.2001 > 05.2008		CA770	CB740			0,70
C 30 CDI AMG	D	Conventional	09.2002 > 05.2008		CA770	CB740			0,70
CLC-CLASS (CL203)									
CLC 160		Conventional	02.2009 > 06.2011		CA770	CB740			0,50
CLC 180 Kompressor, CLC 200 Kompressor		Conventional	05.2008 > 06.2011		CA770	CB740			0,50
CLC 230		Conventional	05.2008 > 06.2011		CA770	CB740			0,50
CLC 350		Conventional	05.2008 > 06.2011		CA1000	CB950			0,50
CLC 200 CDI, CLC 220 CDI	D	Conventional	05.2008 > 06.2011		CA1000	CB950			0,50

*podany czas wymiany należy traktować jako orientacyjny

Znalazłeś błąd w tabeli? Chciałbyś zaproponować inne zastosowanie? Czekamy na Twoje propozycje: pl.ekspert@eu.exide.com

Marka i model					Start-Stop	Tradycyjjne	Futura	Plus	Standard		
MERCEDES-BENZ											
CLC-CLASS (CL203)											
Models with Auxiliary / Backup Battery					>	CK151					
CITAN (415)											
112		Start-Stop	06.2013 >		CK700						
108 CDI, 109 CDI	D	Start-Stop	11.2012 >		CK700						
111 CDI	D	Start-Stop	06.2013 >		CK700						
CLA Coupe (C117)											
CLA 180, CLA 200		Start-Stop	01.2013 >		CK700						
CLA 250, CLA 250 4-matic		Start-Stop	01.2013 >		CK700						
CLA 45 AMG 4-matic		Start-Stop	07.2013 >		CK800						
CLA 180 CDI	D	Start-Stop	10.2013 >		CK700						
CLA 200 CDI	D	Start-Stop	06.2013 >		CK800						
CLA 220 CDI	D	Start-Stop	01.2013 >		CK800						
CLK (C208)											
200, 200 Kompressor		Conventional	06.1997 > 06.2002			CA640	CB620			0,30	
230 Kompressor		Conventional	06.1997 > 06.2002			CA640	CB620			0,30	
320		Conventional	06.1997 > 06.2002			CA770	CB740			0,30	
430		Conventional	07.1998 > 06.2002			CA770	CB740			0,30	
55 AMG, 5.4		Conventional	10.1998 > 07.2002			CA770	CB740				
CLK (C209)											
200 CGI, 200 Kompressor		Conventional	07.2003 > 05.2009			CA640	CB620			0,60	
240		Conventional	06.2002 > 05.2009			CA640	CB620			0,60	B
280		Conventional	01.2005 > 05.2009			CA770	CB740			0,60	
320		Conventional	06.2002 > 05.2009			CA770	CB740			0,60	
350		Conventional	01.2005 > 05.2009			CA770	CB740			0,60	
500		Conventional	06.2002 > 05.2009			CA900	CB800			0,60	
55 AMG, CLK DTM AMG		Conventional	09.2002 > 05.2009			CA900	CB800				
63 AMG		Conventional	04.2006 > 05.2009			CA1000	CB950				
220 CDI	D	Conventional	01.2005 > 05.2009			CA900	CB800			0,60	
270 CDI	D	Conventional	10.2002 > 05.2009			CA900	CB800			0,60	
320 CDI	D	Conventional	01.2005 > 05.2009			CA900	CB800			0,60	
CLK Convertible (A208)											
200, 200 Kompressor		Conventional	03.1998 > 03.2002			CA640	CB620			0,30	
230 Kompressor		Conventional	03.1998 > 03.2002			CA640	CB620			0,30	
320		Conventional	03.1998 > 03.2002			CA770	CB740			0,30	
430		Conventional	09.1998 > 03.2002			CA770	CB740			0,30	
55 AMG		Conventional	01.2000 > 03.2002			CA770	CB740				
CLK Convertible (A209)											
CLK 200 CGI, CLK 200 Kompressor		Conventional	07.2003 > 03.2010			CA640	CB620			0,60	
CLK 240		Conventional	02.2003 > 03.2010			CA640	CB620			0,60	
CLK 280		Conventional	01.2005 > 03.2010			CA770	CB740			0,60	
CLK 320		Conventional	02.2003 > 03.2010			CA770	CB740			0,60	
CLK 350		Conventional	01.2005 > 03.2010			CA770	CB740			0,60	
CLK 500		Conventional	02.2003 > 03.2010			CA900	CB800			0,60	
CLK 55 AMG, CLK AMG DTM		Conventional	02.2003 > 03.2010			CA900	CB800				
CLK 63 AMG		Conventional	04.2006 > 03.2010			CA1000	CB950				
CLK 320 CDI	D	Conventional	03.2005 > 03.2010			CA900	CB800			0,60	
CLS (C219)											
CLS 280, CLS 300		Conventional	07.2008 > 12.2010		CK950					0,40	
CLS 350, CLS 350 CG		Conventional	10.2004 > 12.2010		CK950					0,40	
CLS 500		Conventional	10.2004 > 12.2010		CK950					0,40	
CLS 55 AMG		Conventional	01.2005 > 12.2010		CK950						
CLS 550		Conventional	04.2006 >		CK950					0,40	
CLS 63 AMG		Conventional	04.2006 > 12.2010		CK950						
CLS 320 CDI	D	Conventional	01.2005 > 12.2010		CK950					0,40	B
CLS 350 CDI	D	Conventional	04.2009 > 12.2010		CK950					0,40	
Models with Auxiliary / Backup Battery					>	CK151					

*podany czas wymiany należy traktować jako orientacyjny

Znalazłeś błąd w tabeli? Chciałbyś zaproponować inne zastosowanie? Czekamy na Twoje propozycje: pl.ekspert@eu.exide.com

Mercedes-Benz

Marka i model					Start-Stop	Tradycyjne				
					Futura	Plus	Standard	(godziny)*	s. 207	
MERCEDES-BENZ										
CLS (C218)										
CLS 350		Start-Stop	01.2011 >	CK950						
CLS 500, CLS 500 4-matic		Start-Stop	02.2011 >	CK950						
CLS 63 AMG, CLS 63 AMG 4-matic		Start-Stop	01.2011 >	CK950						
CLS 250 CDI	D	Start-Stop	04.2011 >	CK950						B
CLS 350 BlueTEC, CLS 350 BlueTEC 4-matic	D	Start-Stop	11.2012 >	CK950						
CLS 350 CDI, CLS 350 CDI 4-matic	D	Conventional	01.2011 >	CK950						B
CLS Shooting Brake (X218)										
CLS 350		Conventional	10.2012 >	CK950						B
CLS 500, CLS 500 4-matic		Start-Stop	10.2012 >	CK950						B
CLS 63 AMG, CLS 63 AMG 4-matic		Start-Stop	10.2012 >	CK950						
CLS 250 CDI	D	Conventional	10.2012 >	CK950						B
CLS 350 CDI, CLS 350 CDI 4-matic	D	Conventional	10.2012 >	CK950						B
COUPE (C124)										
220 CE		Conventional	10.1992 > 05.1993		CA640	CB620	CC550	0,30		
230 CE, 230 CE CAT		Conventional	03.1987 > 12.1992		CA640	CB620	CC550	0,30		
300 CE, 300 CE-24		Conventional	03.1987 > 05.1993		CA770	CB740	CC700	0,30		
320 CE		Conventional	10.1992 > 05.1993		CA770	CB740	CC700	0,30		
E-CLASS (W124)										
E 200		Conventional	06.1993 > 06.1995		CA640	CB620	CC550	0,30		
E 220		Conventional	06.1993 > 06.1995		CA640	CB620	CC550	0,30		
E 280		Conventional	06.1993 > 06.1995		CA770	CB740	CC700	0,30		
E 300 4-matic		Conventional	06.1993 > 06.1995		CA770	CB740	CC700	0,30		
E 320		Conventional	06.1993 > 06.1995		CA770	CB740	CC700	0,30		
E 36 AMG		Conventional	07.1994 > 01.1995		CA770	CB740	CC700			
E 420		Conventional	06.1993 > 06.1995		CA770	CB740	CC700	0,40		
E 500		Conventional	06.1993 > 06.1995		CA770	CB740	CC700	0,50		
E 60 AMG		Conventional	05.1994 > 06.1995		CA770	CB740	CC700			
E 200 D	D	Conventional	06.1993 > 06.1995		CA770	CB740	CC700	0,30		
E 250 D, E 250 Turbo-D	D	Conventional	06.1993 > 06.1995		CA770	CB740	CC700	0,30		
E 300 D, E 300 Turbo-D, E 300 Turbo-D 4-matic	D	Conventional	06.1993 > 06.1995		CA770	CB740	CC700	0,30		
E-CLASS (W210)										
E 200, E 200 Kompressor		Conventional	06.1995 > 03.2002		CA640	CB620		0,30		
E 230		Conventional	06.1995 > 06.1997		CA640	CB620		0,30		
E 240		Conventional	06.1997 > 03.2002		CA770	CB740		0,30		
E 280, E 280 4-matic		Conventional	01.1996 > 03.2002		CA770	CB740		0,30		
E 320, E 320 4-matic		Conventional	06.1995 > 03.2002		CA770	CB740		0,30		
E 36 AMG		Conventional	04.1996 > 01.1998		CA770	CB740				
E 420		Conventional	01.1996 > 06.1997		CA770	CB740		0,30		
E 430, E 430 4-matic		Conventional	06.1997 > 03.2002		CA770	CB740		0,30		
E 50 AMG		Conventional	02.1996 > 08.1997		CA770	CB740				
E 55 AMG, E 55 AMG 4-matic		Conventional	08.1997 > 03.2002		CA770	CB740				
E 200 D, E 200 CDI	D	Conventional	01.1996 > 03.2002		CA770	CB740		0,35		
E 220 D, E 220 CDI	D	Conventional	06.1995 > 03.2002		CA770	CB740		0,35		
E 250 D, E 250 Turbo-D	D	Conventional	06.1995 > 07.1999		CA770	CB740	CC700	0,30		
E 270 CDI	D	Conventional	07.1999 > 03.2002		CA770	CB740	CC700	0,30		
E 290 Turbo-D	D	Conventional	03.1996 > 07.1999		CA770	CB740	CC700	0,30		
E 300 D, E 300 Turbo-D	D	Conventional	06.1995 > 07.1999		CA770	CB740		0,30		
E 320 CDI	D	Conventional	07.1999 > 03.2002		CA770	CB740		0,35		
E-CLASS (W211)										
E 200 CGI, E 200 Kompressor, E 200 NGT		Conventional	11.2002 > 12.2008	CK950				0,60		
E 230		Conventional	09.2007 > 12.2008	CK950						
E 240, E 240 4-matic		Conventional	03.2002 > 12.2008	CK950				0,60		
E 280, E 280 4-matic		Conventional	03.2005 > 12.2008	CK950				0,30		
E 300 BlueTEC	D	Conventional	09.2007 > 12.2008	CK950						
E 320, E 320 4-matic		Conventional	03.2002 > 12.2008	CK950				0,60		
E 350, E 350 4-matic, E 350 CGI		Conventional	08.2004 > 12.2008	CK950				0,30		

*podany czas wymiany należy traktować jako orientacyjny

Znalazłeś błąd w tabeli? Chciałbyś zaproponować inne zastosowanie? Czekamy na Twoje propozycje: pl.ekspert@eu.exide.com

Marka i model					Start-Stop	Tradycyjjne			
					Futura	Plus	Standard	(hour)*	s. 207
MERCEDES-BENZ									
E-CLASS (W211)									
E 500, E 500 4-matic		Conventional	03.2002 > 12.2008	CK950				0,60	
E 55 AMG Kompressor		Conventional	10.2002 > 12.2008	CK950					
E 63 AMG		Conventional	03.2006 > 12.2008	CK950				0,60	
E 200 CDI	D	Conventional	07.2002 > 12.2008	CK950				0,60	
E 220 CDI	D	Conventional	03.2002 > 12.2008	CK950				0,60	
E 250 CDI	D	Conventional	08.2008 > 12.2008	CK950				0,60	
E 270 CDI	D	Conventional	03.2002 > 12.2008	CK950				0,60	B
E 280 CDI, E 280 CDI 4-matic	D	Conventional	05.2004 > 12.2008	CK950				0,30	
E 320 CDI, E 320 CDI 4-matic	D	Conventional	11.2002 > 12.2008	CK950				0,30	
E 400 CDI	D	Conventional	02.2003 > 12.2008	CK950				0,60	
E 420 CDI	D	Conventional	01.2006 > 12.2008	CK950				0,30	
Models with Auxiliary / Backup Battery			>	CK151					
E-CLASS (W212)									
E 200 CGI, E 200 NGT		Start-Stop	08.2009 >	CK950					B
E 200		Conventional	01.2013 >	CK950					
E 250 CGI		Start-Stop	01.2009 >	CK950					B
E 250		Conventional	01.2013 >	CK950					
E 300		Conventional	01.2009 >	CK950					B
E 300 4-matic		Conventional	07.2011 >	CK950					B
E 300 Hybrid /BlueTEC Hybrid (212.098)	D	Hybrid	12.2011 >	CK950					B
E 350, E 350 4-matic		Conventional	01.2009 >	CK950					B
E 350 CGI		Conventional	01.2009 > 08.2011	CK950					B
E 400, E 400 4-matic		Start-Stop	01.2013 >	CK950					
E 500, E 500 4-matic		Conventional	01.2009 >	CK950					B
E 63 AMG		Conventional	12.2009 >	CK950					
E 63 AMG, E 63 AMG 4-matic		Start-Stop	02.2011 >	CK950					B
E 200 CDI	D	Conventional	01.2009 >	CK950					B
E 220 CDI	D	Conventional	01.2009 >	CK950					
E 220 CDI / BlueTEC	D	Conventional	01.2009 >	CK950					B
E 250 CDI, E 250 CDI 4-matic	D	Conventional	01.2009 >	CK950					B
E 300 CDI	D	Conventional	03.2011 >	CK950					B
E 350 BlueTEC	D	Conventional	01.2009 >	CK950					B
E 350 BlueTEC, E 350 BlueTEC 4-matic	D	Start-Stop	11.2012 >	CK950					
E 350 CDI, E 350 CDI 4-matic	D	Conventional	01.2009 >	CK950					B
E 350 CDI, E 350 CDI 4-matic	D	Start-Stop	03.2011 >	CK950					B
Models with Auxiliary / Backup Battery			>	CK151					
E-CLASS Convertible (A124)									
E 200		Conventional	06.1993 > 03.1998		CA640	CB620		0,30	
E 220		Conventional	06.1993 > 03.1998		CA640	CB620		0,30	
E 320		Conventional	06.1993 > 03.1998		CA640	CB620		0,30	
E 36 AMG		Conventional	05.1994 > 03.1998		CA770	CB740			
E-CLASS Convertible (A207)									
E 200 CGI		Conventional	01.2010 >	CK950					B
E 200		Start-Stop	03.2013 >	CK950					
E 250 CGI		Conventional	01.2010 >	CK950					B
E 250		Start-Stop	06.2013 >	CK950					
E 300		Start-Stop	04.2011 >	CK950					B
E 350 CGI		Conventional	01.2010 >	CK950					B
E 350		Conventional	04.2011 >	CK950					B
E 400		Start-Stop	06.2013 >	CK950					
E 500, E 550 CGI		Start-Stop	01.2010 >	CK950					
E 220 CDI	D	Conventional	01.2010 >	CK800					
E 250 CDI	D	Start-Stop	01.2010 >	CK800					B
E 350 BlueTEC Hybrid	D	Start-Stop	01.2010 >	CK950					
E 350 CDI	D	Start-Stop	01.2010 >	CK950					B
E 350 BlueTEC	D	Start-Stop	06.2013 >	CK950					

*podany czas wymiany należy traktować jako orientacyjny

Znalazłeś błąd w tabeli? Chciałbyś zaproponować inne zastosowanie? Czekamy na Twoje propozycje: pl.ekspert@eu.exide.com

Marka i model					Start-Stop	Tradycyjne			
						Futura	Plus	Standard	s. 207
MERCEDES-BENZ									
E-CLASS Convertible (A207)									
Models with Auxiliary / Backup Battery			>	CK151					
E-CLASS Coupe (C124)									
E 200	Conventional	06.1993 > 06.1997		CA640	CB620			0,30	
E 220	Conventional	06.1993 > 06.1997		CA640	CB620			0,30	
E 320	Conventional	06.1993 > 06.1997		CA770	CB740	CC700		0,30	
E 36 AMG	Conventional	06.1993 > 06.1997		CA770	CB740	CC700			
E-CLASS Coupe (C207)									
E 200 CGI	Start-Stop	01.2010 >	CK950						B
E 200	Start-Stop	06.2013 >	CK950						
E 250 CGI	Conventional	01.2009 >	CK950						B
E 250	Start-Stop	06.2013 >	CK950						
E 300	Conventional	04.2011 >	CK950						B
E 350, E 350 4-matic	Conventional	04.2011 >	CK950						B
E 350 CGI	Conventional	01.2009 >	CK950						B
E 400	Start-Stop	06.2013 >	CK950						
E 500, E 550 CGI	Start-Stop	01.2009 >	CK950						
E 220 CDI	D Conventional	01.2010 >	CK800						B
E 250 CDI	D Start-Stop	01.2009 >	CK800						B
E 350 CDI, E 350 BlueTEC	D Start-Stop	01.2009 >	CK950						B
Models with Auxiliary / Backup Battery			>	CK151					
E-CLASS Estate (S124)									
E 200 T	Conventional	06.1993 > 06.1996		CA640	CB620			0,30	
E 220 T	Conventional	06.1993 > 06.1996		CA640	CB620			0,30	
E 280 T	Conventional	06.1993 > 06.1996		CA770	CB740	CC700		0,30	
E 300 T 4-matic	Conventional	06.1993 > 06.1996		CA770	CB740	CC700		0,30	
E 320 T	Conventional	06.1993 > 06.1996		CA770	CB740	CC700		0,30	
E 36 T AMG	Conventional	05.1994 > 06.1996		CA770	CB740				
E 250 T D, E 250 Turbo D	D Conventional	06.1993 > 06.1996		CA770	CB740	CC700		0,30	
E 300 T D, E 300 T Turbo-D, E 300 T Turbo-D 4-matic	D Conventional	06.1993 > 06.1996		CA770	CB740	CC700		0,30	
E-CLASS Estate (S210)									
E 200 T, E 200 T Kompressor	Conventional	06.1996 > 03.2003		CA640	CB620			0,30	
E 230 T	Conventional	06.1996 > 06.1997		CA640	CB620			0,30	
E 240 T	Conventional	06.1997 > 03.2003		CA640	CB620			0,30	
E 280 T, E 280 T 4-matic	Conventional	12.1996 > 03.2003		CA770	CB740			0,30	
E 320 T, E 320 T 4-matic	Conventional	12.1996 > 03.2003		CA770	CB740			0,30	
E 420 T	Conventional	06.1996 > 06.1997		CA770	CB740			0,30	
E 430 T, E 430 T 4-matic	Conventional	06.1997 > 03.2003		CA770	CB740			0,30	
E 55 T AMG, E 55 T AMG 4-mati	Conventional	08.1997 > 03.2003		CA770	CB740				
E 220 T CDI	D Conventional	06.1998 > 03.2003		CA770	CB740			0,35	
E 250 T D, E 250 T Turbo-D	D Conventional	06.1996 > 07.1999		CA770	CB740	CC700		0,30	
E 270 T CDI	D Conventional	07.1999 > 03.2003		CA770	CB740	CC700		0,30	
E 290 T Turbo-D	D Conventional	06.1996 > 07.1999		CA770	CB740			0,30	
E 300 T Turbo-D	D Conventional	12.1996 > 07.1999		CA770	CB740			0,30	
E 320 T CDI	D Conventional	07.1999 > 03.2003		CA770	CB740			0,35	
E-CLASS Estate (S211)									
E 200 T Kompressor	Conventional	03.2003 > 07.2009	CK950					0,60	
E 230 T	Conventional	05.2007 > 07.2009	CK950						
E 240 T, E 240 T 4-matic	Conventional	03.2003 > 07.2009	CK950					0,60	
E 280 T, E 280 T 4-matic	Conventional	03.2005 > 07.2009	CK950					0,30	
E 320 T, E 320 T 4-matic	Conventional	03.2003 > 07.2009	CK950					0,60	
E 350 T, E 350 T 4-matic, E 350 CGI	Conventional	03.2005 > 07.2009	CK950					0,30	
E 500 T, E 500 T 4-matic	Conventional	10.2003 > 07.2009	CK950					0,60	
E 55 T AMG Kompressor	Conventional	07.2003 > 07.2009	CK950						
E 63 AMG	Conventional	03.2006 > 07.2009	CK950					0,60	
E 200 CDI	D Conventional	04.2006 > 07.2009	CK950					0,30	
E 220 T CDI	D Conventional	03.2003 > 07.2009	CK950					0,30	B

*podany czas wymiany należy traktować jako orientacyjny









Znalazłeś błąd w tabeli? Chciałbyś zaproponować inne zastosowanie? Czekamy na Twoje propozycje: pl.ekspert@eu.exide.com

Marka i model					Start-Stop	Tradycyjjne				
					Futura	Plus	Standard	(hour)*		
MERCEDES-BENZ										
E-CLASS Estate (S211)										
E 270 T CDI		D	Conventional	03.2003 > 07.2009	CK950				0,30	B
E 280 T CDI, E 280 T CDI 4-matic		D	Conventional	05.2004 > 07.2009	CK950				0,30	
E 320 T CDI, E 320 T CDI 4-matic		D	Conventional	03.2003 > 07.2009	CK950				0,30	
Models with Auxiliary / Backup Battery				>	CK151					
E-CLASS Estate (S212)										
E 200 CGI			Conventional	11.2009 >	CK950					B
E 200			Start-Stop	11.2012 >	CK950					
E 250 CGI			Start-Stop	11.2009 >	CK950					B
E 250			Start-Stop	11.2012 >	CK950					
E 300, E 300 4-matic			Start-Stop	11.2009 >	CK950					
E 300 Hybrid			Hybrid	12.2011 >	CK950					
E 350, E 350 4-matic			Conventional	08.2009 >	CK950					B
E 350, E 350 4-matic			Conventional	09.2011 >	CK950					B
E 350 CGI			Conventional	11.2009 >	CK950					B
E 400, E 400 4-matic			Start-Stop	01.2013 >	CK950					
E 500, E 500 4-matic			Conventional	11.2009 >	CK950					B
E 63 AMG			Conventional	08.2009 >	CK950					B
E 63 AMG, E 63 AMG 4-matic			Start-Stop	02.2011 >	CK950					B
E 200 CDI (212.205)		D	Start-Stop	11.2009 >	CK950					B
E 220 CDI		D	Conventional	07.2009 >	CK950					
E 250 CDI, E 250 CDI 4-matic		D	Start-Stop	11.2009 >	CK950					B
E 300 CDI		D	Conventional	11.2009 >	CK950					
E 350 BlueTEC, E 350 BlueTEC 4-matic		D	Start-Stop	11.2009 >	CK950					
E 350 BlueTEC Hybrid		D	Start-Stop	01.2010 >	CK950					
E 350 CDI, E 350 CDI 4-matic		D	Conventional	11.2009 >	CK950					B
E 350 CDI, E 350 CDI 4-matic		D	Conventional	07.2011 >	CK950					B
Models with Auxiliary / Backup Battery				>	CK151					
G-CLASS (W460)										
230 G, 230 GE			Conventional	03.1979 > 07.1993		CA640	CB620	CC550	0,40	
280 GE			Conventional	11.1979 > 08.1989		CA640	CB620	CC550	0,40	
240 GD		D	Conventional	03.1979 > 08.1987		CA1000	CB950	CC900	0,40	
250 GD		D	Conventional	10.1987 > 12.1992		CA1000	CB950	CC900	0,40	
300 GD		D	Conventional	03.1979 > 07.1993		CA1000	CB950	CC900	0,40	
G-CLASS (W461)										
230 GE			Conventional	06.1993 >		CA640	CB620	CC550	0,40	
250 GD		D	Conventional	02.1990 >		CA1000	CB950	CC900		
290 GD/G 290 D		D	Conventional	04.1992 >		CA1000	CB950	CC900		
G 270 CDI		D	Conventional	01.2003 >		CA1000	CB950			
G 280 CDI		D	Conventional	04.2009 >		CA1000	CB950			
G 290 TD		D	Conventional	07.1997 >		CA1000	CB950	CC900		
G 300 CDI		D	Conventional	04.2010 >		CA1000	CB950			
G-CLASS (W463)										
200 GE			Conventional	01.1990 > 07.1993		CA770	CB740	CC700	0,40	
230 GE			Conventional	06.1990 > 06.1993		CA770	CB740	CC700	0,40	
300 GE			Conventional	06.1990 >		CA770	CB740	CC700	0,40	
G 320			Conventional	09.1994 >		CA1000	CB950			
G 36 AMG			Conventional	01.1995 >		CA1000	CB950			
G 500, G 500 E			Conventional	09.1993 >		CA1000	CB950			
G 55 AMG			Conventional	04.1999 >		CA1000	CB950			
G 63 AMG			Start-Stop	05.2012 >	CK950					
G 65 AMG			Start-Stop	05.2012 >	CK950					
250 GD		D	Conventional	06.1990 >		CA1000	CB950		0,40	
300 GD		D	Conventional	09.1989 >		CA1000	CB950		0,40	
350 Turbo GD		D	Conventional	09.1991 >		CA1000	CB950		0,40	
G 270 CDI		D	Conventional	10.2001 >		CA1000	CB950			
G 300 TD		D	Conventional	08.1996 >		CA1000	CB950			

*podany czas wymiany należy traktować jako orientacyjny

Znalazłeś błąd w tabeli? Chciałbyś zaproponować inne zastosowanie? Czekamy na Twoje propozycje: pl.ekspert@eu.exide.com

Mercedes-Benz

Marka i model 				Start-Stop 		Tradycyjne 			 (godziny)*	 s. 207
				Futura	Plus	Standard				
MERCEDES-BENZ										
G-CLASS (W463)										
G 320 CDI	D	Conventional	09.2006 >		CA1000	CB950				
G 350 CDI	D	Conventional	07.2011 >	CK950						
G 400 CDI	D	Conventional	12.2000 >		CA1000	CB950				
GL-CLASS (X164)										
GL 450		Conventional	09.2006 >	CK950					0,60	C
GL 500		Conventional	09.2006 >	CK950					0,60	C
GL 320 CDI	D	Conventional	09.2006 > 05.2009	CK950					0,60	C
GL 350 CDI, GL 350 CDI BlueTEC	D	Conventional	05.2009 >	CK950					0,60	C
GL 420 CDI, GL 450 CDI	D	Conventional	09.2006 >	CK950					0,60	C
GL-CLASS (X166)										
GL 400 4-matic		Conventional	08.2013 >	CK950					0,60	C
GL 500 4-matic		Conventional	07.2012 >	CK950					0,60	C
GL 63 AMG		Conventional	07.2012 >	CK950						C
GL 350 BlueTec 4-matic	D	Conventional	07.2012 >	CK950					0,60	C
Models with Auxiliary / Backup Battery			>	CK151						B
GLA-CLASS (X156)										
GLA 200		Start-Stop	12.2013 >	CK700						
GLA 250, GLA 250 4-matic		Start-Stop	12.2013 >	CK700						
GLA 45 AMG 4-matic		Start-Stop	06.2014 >	CK800						
GLA 200 CDI, GLA 200 CDI 4-matic	D	Start-Stop	12.2013 >	CK800						
GLA 220 CDI, GLA 220 CDI 4-matic	D	Start-Stop	12.2013 >	CK800						
GLK-CLASS (X204)										
200		Conventional	08.2013 >	CK950						
250, 250 4-matic		Conventional	08.2013 >	CK950						
280 4-matic		Conventional	06.2008 > 06.2009		CA1000	CB950				
300 4-matic		Conventional	07.2009 > 04.2011		CA1000	CB950				
350, 350 4-matic		Start-Stop	06.2008 >	CK950						B
200 CDI	D	Start-Stop	07.2010 >	CK800	CA640					X2
220 CDI, 220 CDI 4-matic	D	Start-Stop	12.2008 >	CK800	CA640					X2
250 CDI 4-matic	D	Conventional	09.2009 >		CA1000	CB950				
320 CDI 4-matic	D	Conventional	06.2008 >		CA1000	CB950				
350 CDI 4-matic	D	Conventional	07.2009 > 01.2010		CA1000	CB950				
350 CDI 4-matic (204.992)	D	Start-Stop	02.2010 >	CK950						B
350 CDI 4-matic (204.993)	D	Start-Stop	07.2012 >	CK950						B
KOMBI Estate (S124)										
200 T, 200 TE		Conventional	01.1986 > 06.1993		CA640	CB620	CC550	0,30		
220 TE		Conventional	10.1992 > 05.1993		CA640	CB620	CC550	0,30		
230 TE, 230 TE CAT		Conventional	09.1985 > 08.1992		CA640	CB620	CC550	0,30		
260 TE FGST.		Conventional	09.1985 > 08.1992		CA770	CB740	CC700	0,30		
280 TE		Conventional	10.1992 > 06.1993		CA770	CB740	CC700	0,30		
300 TE, 300 TE 4-matic, 300 TE-24		Conventional	01.1986 > 06.1993		CA770	CB740	CC700	0,30		
320 TE		Conventional	10.1992 > 06.1993		CA770	CB740	CC700	0,30		
200 T D	D	Conventional	09.1985 > 08.1991		CA770	CB740	CC700	0,30		
250 T D, 250 TD Turbo	D	Conventional	09.1985 > 07.1993		CA770	CB740	CC700	0,30		
300 T D, 300 TD T, 300 T Turbo-D, 300 T Turbo-D 4-matic	D	Conventional	09.1986 > 06.1993		CA770	CB740	CC700	0,30		
M-CLASS (W163)										
ML 230		Conventional	02.1998 > 06.2005		CA1000	CB950		0,50		
ML 320		Conventional	02.1998 > 08.2002		CA1000	CB950		0,50		
ML 350		Conventional	08.2002 > 06.2005		CA1000	CB950		0,50		
ML 430		Conventional	02.1998 > 06.2005		CA1000	CB950		0,50		
ML 500		Conventional	09.2001 > 06.2005		CA1000	CB950		0,50		
ML 55 AMG		Conventional	02.2000 > 06.2005		CA1000	CB950				
ML 270 CDI	D	Conventional	12.1999 > 06.2005		CA1000	CB950		0,50		
ML 400 CDI	D	Conventional	09.2001 > 06.2005		CA1000	CB950		0,50		
M-CLASS (W164)										
ML 350 4-matic		Conventional	07.2005 >	CK950				0,60		C

*podany czas wymiany należy traktować jako orientacyjny

Znalazłeś błąd w tabeli? Chciałbyś zaproponować inne zastosowanie? Czekamy na Twoje propozycje: pl.ekspert@eu.exide.com

Marka i model					Start-Stop	Tradycyjjne		Futura		Plus	Standard		
MERCEDES-BENZ													
M-CLASS (W164)													
ML 500 4-matic			Conventional	07.2005 >	CK950							0,50	C
ML 63 AMG 4-matic			Conventional	01.2006 >	CK950							0,50	C
ML 280 CDI 4-matic	D		Conventional	07.2005 > 07.2009	CK950							0,60	C
ML 300 CDI 4-matic	D		Conventional	07.2009 >	CK950							0,60	C
ML 320 CDI 4-matic	D		Conventional	07.2005 > 07.2009	CK950							0,60	C
ML 350 CDI 4-matic	D		Start-Stop	07.2009 >	CK950							0,60	C
ML 420 CDI 4-matic	D		Conventional	02.2006 > 09.2009	CK950							0,60	C
ML 450 CDI 4-matic	D		Conventional	09.2009 >	CK950							0,60	C
M-CLASS (166)													
ML 350 4-matic			Start-Stop	06.2011 >	CK950								
ML 400 4-matic			Conventional	08.2013 >	CK950								
ML 500 4-matic			Start-Stop	02.2012 >	CK950								
ML 63 AMG 4-matic			Start-Stop	11.2011 >	CK950								
ML 250 CDI BlueTEC 4-matic	D		Start-Stop	06.2011 >	CK950								
ML 350 BlueTEC 4-matic	D		Start-Stop	06.2011 >	CK950								
R-CLASS (W251, V251)													
R 280, R 280 4-matic			Conventional	01.2007 >	CK950								C
R 300			Conventional	07.2009 >	CK950							0,70	C
R 350, R 350 4-matic			Conventional	01.2006 >	CK950							0,70	C
R 500 4-matic			Conventional	01.2006 >	CK950							0,70	C
R 63 AMG			Conventional	02.2006 >	CK950								C
R 280 CDI, R 280 CDI 4-matic	D		Conventional	05.2006 >	CK950							0,70	C
R 300 CDI, R 300 CDI 4-matic	D		Conventional	07.2009 >	CK950							0,70	C
R 320 CDI 4-matic	D		Conventional	01.2006 >	CK950							0,70	C
R 350 CDI 4-matic	D		Conventional	01.2006 >	CK950							0,70	C
Saloon (W124)													
200, 200 E			Conventional	12.1985 > 06.1993		CA640	CB620	CC550				0,30	
230 E, 230 E CAT			Conventional	01.1985 > 06.1993		CA770	CB740	CC700				0,30	
260 E, 260 E 4-matic			Conventional	09.1985 > 08.1992		CA770	CB740	CC700				0,30	
280 E			Conventional	10.1992 > 06.1993		CA770	CB740	CC700				0,30	
300 E, 300 E 4-matic, 300 E-24			Conventional	01.1985 > 06.1993		CA770	CB740	CC700				0,30	
320 E			Conventional	10.1992 > 06.1993		CA770	CB740	CC700				0,30	
400 E 4.2			Conventional	10.1992 > 06.1993		CA770	CB740	CC700				0,40	
500 E			Conventional	01.1991 > 06.1993		CA770	CB740	CC700				0,50	
500 E AMG 6.0			Conventional	01.1992 > 06.1993		CA770	CB740	CC700					
200 D	D		Conventional	12.1984 > 06.1993		CA770	CB740	CC700				0,30	
250 D, 250 Turbo-D	D		Conventional	04.1985 > 06.1993		CA770	CB740	CC700				0,30	
300 D, 300 D 4-matic, 300 TD SD	D		Conventional	12.1984 > 06.1993		CA770	CB740	CC700				0,30	
300 Turbo-D, 300 Turbo-D 4-matic	D		Conventional	09.1986 > 06.1993		CA770	CB740	CC700				0,30	
S-CLASS (W140)													
300 SE 2.8			Conventional	01.1993 > 10.1998		CA1000	CB950	CC900					
300 SE,SEL/S320			Conventional	03.1991 > 10.1998		CA1000	CB950	CC900				0,30	
400 SE,SEL/S420			Conventional	02.1991 > 10.1998		CA1000	CB950	CC900				0,30	
500 SE,SEL			Conventional	02.1991 > 10.1998		CA1000	CB950	CC900				0,30	
600 SE,SEL			Conventional	04.1991 > 12.1992		CA1000	CB950	CC900				0,30	
S 280			Conventional	02.1993 > 10.1998		CA1000	CB950	CC900				0,30	
S 420			Conventional	01.1993 > 10.1998		CA1000	CB950	CC900				0,30	
S 500			Conventional	01.1993 > 10.1998		CA1000	CB950	CC900				0,30	
S 600			Conventional	01.1993 > 10.1998		CA1000	CB950	CC900				0,30	
S 300 Turbo-D	D		Conventional	05.1996 > 10.1998		CA1000	CB950					0,30	
S 350 Turbo-D	D		Conventional	01.1993 > 10.1998		CA1000	CB950					0,30	
S-CLASS (W220)													
S 280			Conventional	10.1998 > 08.2005		CA1000	CB950					0,40	
S 320			Conventional	10.1998 > 08.2005		CA1000	CB950					0,40	
S 350, S 350 4-matic			Conventional	09.2002 > 08.2005		CA1000	CB950					0,40	
S 430, S 430 4-matic			Conventional	10.1998 > 08.2005		CA1000	CB950					0,40	

*podany czas wymiany należy traktować jako orientacyjny

Znalazłeś błąd w tabeli? Chciałbyś zaproponować inne zastosowanie? Czekamy na Twoje propozycje: pl.ekspert@eu.exide.com

Mercedes-Benz

Marka i model				Start-Stop	Tradycyjne			
					Futura	Plus	Standard	(godziny)*
MERCEDES-BENZ								
S-CLASS (W220)								
S 500, S 500 4-matic		Conventional	10.1998 > 08.2005		CA1000	CB950		0,40
S 55 AMG, S 55 AMG Kompressor		Conventional	04.1999 > 08.2005		CA1000	CB950		
S 600		Conventional	01.2000 > 08.2005		CA1000	CB950		0,40
S 63 AMG		Conventional	09.2001 > 08.2005		CA1000	CB950		
S 65 AMG		Conventional	03.2004 > 08.2005		CA1000	CB950		
S 320 CDI	D	Conventional	08.1999 > 08.2005		CA1000	CB950		0,40
S 400 CDI	D	Conventional	06.2000 > 08.2005		CA1000	CB950		0,40
Models with Auxiliary / Backup Battery			>	CK151				
S-CLASS (W221)								
S 280		Conventional	08.2006 >		CA1000	CB950		0,50
S 300		Conventional	08.2006 >		CA1000	CB950		0,50
S 350, S 350 4-matic		Conventional	10.2005 >	CK950				0,50
S 350 CGI, S 350 CGI 4-matic		Start-Stop	04.2011 >	CK950				0,50
S 400 Hybrid		Hybrid	01.2009 >	CK950				B
S 450, S 450 4-matic		Conventional	12.2005 >	CK950				0,50
S 500, S 500 4-matic		Conventional	10.2005 >	CK950				0,50
S 500 CGI, S 500 CGI 4-matic		Start-Stop	03.2011 >	CK950				0,50
S 600		Conventional	12.2005 >	CK950				0,50
S 63 AMG		Conventional	10.2006 >	CK950				0,50
S 65 AMG		Conventional	12.2005 >	CK950				
S 250 CDI	D	Start-Stop	01.2011 >	CK950				
S 320 CDI	D	Conventional	10.2005 >	CK950				0,50
S 320 CDI / S 350 CDI	D	Conventional	12.2005 >	CK950				0,50
S 320 CDI 4-matic	D	Conventional	10.2006 >	CK950				0,50
S 350 BlueTec, S 350 BlueTEC 4-matic	D	Start-Stop	04.2011 >	CK950				0,50
S 350 CDI	D	Conventional	05.2011 >	CK950				0,50
S 420 CDI / S 450 CDI	D	Conventional	10.2006 >	CK950				
Models with Auxiliary / Backup Battery			>	CK151				
S-CLASS (W222)								
S 400 Hybrid		Hybrid	05.2013 >	CK950				
S 500, S 500 4-matic		Start-Stop	05.2013 >	CK950				
S 63 AMG, S 63 AMG 4-matic		Start-Stop	05.2013 >	CK950				
S 65 AMG		Start-Stop	04.2014 >	CK950				
S 300 BlueTEC Hybrid	D	Hybrid	04.2014 >	CK950				
S 350 BlueTEC	D	Start-Stop	05.2013 >	CK950				
S-CLASS Coupe (C140)								
SEC/CL 420		Conventional	10.1994 > 02.1999		CA1000	CB950	CC900	0,30
SEC/CL 500		Conventional	10.1992 > 02.1999		CA1000	CB950	CC900	0,30
SEC/CL 600		Conventional	09.1992 > 02.1999		CA1000	CB950	CC900	0,30
S-CLASS Coupe (C215)								
CL 500		Conventional	03.1999 > 03.2006		CA1000	CB950		0,40
CL 55 AMG, CL 55 AMG Kompressor		Conventional	10.1999 > 03.2006		CA1000	CB950		
CL 600		Conventional	03.1999 > 03.2006		CA1000	CB950		0,40
CL 63 AMG		Conventional	09.2001 > 03.2006		CA1000	CB950		
CL 65 AMG		Conventional	09.2003 > 03.2006		CA1000	CB950		
Models with Auxiliary / Backup Battery			>	CK151				
S-CLASS Coupe (C216)								
CL 500 (216.371), CL 500 4-matic (216.386)		Conventional	06.2006 >		CA1000	CB950		
CL 500 (216.373), CL 500 4-matic (216.394)		Conventional	02.2011 >	CK950				
CL 600 (216.376)		Conventional	05.2006 >		CA1000	CB950		
CL 63 AMG		Conventional	10.2006 >	CK950				B
CL 65 AMG		Conventional	10.2006 >		CA1000	CB950		
Models with Auxiliary / Backup Battery			>	CK151				
SL (R129)								
280		Conventional	08.1993 > 10.2001		CA770	CB740	CC700	0,30
300 SL, 300 SL-24		Conventional	03.1989 > 08.1993		CA770	CB740	CC700	0,30









*podany czas wymiany należy traktować jako orientacyjny

Znalazłeś błąd w tabeli? Chciałbyś zaproponować inne zastosowanie? Czekamy na Twoje propozycje: pl.ekspert@eu.exide.com

Marka i model					Start-Stop	Tradycyjjne				
						Futura	Plus	Standard	(hour)*	i s. 207
MERCEDES-BENZ										
SL (R129)										
320		Conventional	09.1993 > 10.2001			CA770	CB740	CC700	0,30	
500, 500 SL		Conventional	09.1989 > 10.2001			CA1000	CB950	CC900	0,30	
55 AMG		Conventional	03.2000 > 10.2001			CA1000	CB950	CC900		
60 AMG		Conventional	05.1997 > 10.2001			CA1000	CB950	CC900		
600, 600 SL		Conventional	02.1992 > 10.2001			CA1000	CB950	CC900	0,30	
SL 73 AMG		Conventional	01.1999 > 12.2001			CA1000	CB950	CC900		
SL (R230)										
280, 300		Conventional	03.2008 > 01.2012	CK700					0,50	
350		Conventional	03.2003 > 01.2012	CK700					0,50	
500		Conventional	10.2001 > 01.2012	CK700					0,50	
55 AMG, 55 AMG Kompressor		Conventional	10.2001 > 01.2012	CK700						
600		Conventional	04.2003 > 01.2012	CK700					0,70	
63 AMG		Conventional	03.2008 > 01.2012	CK700						
65 AMG		Conventional	03.2004 > 01.2012	CK700						
SL (R231)										
350		Start-Stop	02.2012 >	CK950					0,30	
500		Start-Stop	01.2012 >	CK950					0,30	
63 AMG		Start-Stop	01.2012 >	CK950					0,30	
65 AMG		Conventional	05.2012 >	CK950						
SLK (R170)										
200, 200 Kompressor		Conventional	09.1996 > 04.2004			CA770	CB740		0,30	
230 Kompressor		Conventional	09.1996 > 04.2004			CA770	CB740		0,30	
320		Conventional	03.2000 > 04.2004			CA770	CB740		0,30	
32 AMG Kompressor		Conventional	03.2001 > 04.2004			CA770	CB740			
SLK (R171)										
200 Kompressor		Conventional	03.2004 > 02.2011			CA770	CB740		0,40	
280, 300		Conventional	01.2005 > 02.2011			CA770	CB740		0,40	
350		Conventional	06.2004 > 02.2011			CA770	CB740		0,40	
55 AMG		Conventional	06.2004 > 02.2011			CA770	CB740		0,40	
SLK (R172)										
200		Start-Stop	02.2011 >	CK700						
250		Start-Stop	02.2011 >	CK700						
350		Start-Stop	02.2011 >	CK800						
55 AMG		Conventional	01.2012 >	CK800						B
250 CDI	D	Conventional	01.2012 >	CK800						B
SLR (R199)										
5.4, 5.4 722 Edition		Conventional	04.2004 >	CK700						
SLR ROADSTER (R199)										
5.4		Conventional	10.2006 >	CK700						
SLS AMG (C197)										
6.2, 6.2 GT		Conventional	03.2010 >	CK950						
SLS AMG Convertible (A197)										
6.2, 6.2 GT		Conventional	03.2010 >	CK950						
SPRINTER 2-t (901, 902)										
214, 214 NGT		Conventional	02.1995 > 05.2006			CA770	CB740	CC700	0,30	
208 D	D	Conventional	02.1995 > 04.2000			CA770	CB740	CC700	0,30	
208 CDI	D	Conventional	04.2000 > 05.2006			CA770	CB740	CC700	0,20	
210 D	D	Conventional	01.1997 > 04.2000			CA770	CB740	CC700	0,30	
211 CDI	D	Conventional	04.2000 > 05.2006			CA770	CB740	CC700	0,20	
212 D	D	Conventional	02.1995 > 04.2000			CA770	CB740	CC700	0,30	
213 CDI	D	Conventional	04.2000 > 05.2006			CA770	CB740	CC700	0,20	
216 CDI	D	Conventional	04.2000 > 05.2006			CA770	CB740	CC700	0,20	
SPRINTER 3-t (903)										
314, 314 4x4, 314 NGT		Conventional	02.1995 > 05.2006			CA770	CB740		0,20	
308 CDI	D	Conventional	04.2000 > 05.2006			CA770	CB740		0,20	
308 D 2.3	D	Conventional	02.1995 > 04.2000			CA770	CB740		0,30	

*podany czas wymiany należy traktować jako orientacyjny

Znalazłeś błąd w tabeli? Chciałbyś zaproponować inne zastosowanie? Czekamy na Twoje propozycje: pl.ekspert@eu.exide.com

Marka i model 					Start-Stop 	Tradycyjne 			
					Futura	Plus	Standard	(godziny)*	s. 207
MERCEDES-BENZ									
SPRINTER 3-t (903)									
310 D 2.9	D	Conventional	02.1995 > 04.2000		CA770	CB740		0,30	
311 CDI, 311 CDI 4x4	D	Conventional	04.2000 > 05.2006		CA770	CB740		0,20	
312 D 2.9, 312 D 2.9 4x4	D	Conventional	02.1995 > 08.2002		CA770	CB740		0,30	
313 CDI, 313 CDI 4x4	D	Conventional	04.2000 > 05.2006		CA770	CB740		0,20	
316 CDI, 316 CDI 4x4	D	Conventional	04.2000 > 05.2006		CA770	CB740		0,20	
SPRINTER 4-t (904)									
414, 414 4x4		Conventional	02.1996 > 05.2006		CA770	CB740	CC700	0,30	
408 D	D	Conventional	02.1996 > 05.2006		CA770	CB740	CC700	0,30	
408 CDI	D	Conventional	04.2000 > 05.2006		CA770	CB740	CC700	0,20	
410 D, 410 D 4x4	D	Conventional	02.1996 > 05.2006		CA770	CB740	CC700	0,30	
411 CDI, 411 CDI 4x4	D	Conventional	04.2000 > 05.2006		CA770	CB740	CC700	0,20	
412 D, 412 D 4x4	D	Conventional	02.1996 > 05.2006		CA770	CB740	CC700	0,30	
413 CDI, 413 CDI 4x4	D	Conventional	04.2000 > 05.2006		CA770	CB740	CC700	0,20	
416 CDI, 416 CDI 4x4	D	Conventional	04.2000 > 05.2006		CA770	CB740	CC700	0,20	
SPRINTER 5-t (905)									
616 CDI	D	Conventional	04.2001 > 05.2006			CB950			
SPRINTER Dumptruck (905)									
616 CDI	D	Conventional	04.2001 >		CA1000	CB950			
SPRINTER 3-t (906)									
216		Conventional	09.2008 >		CA770	CB740			H
224		Conventional	06.2006 >		CA770	CB740			H
209 CDI	D	Conventional	06.2006 >		CA770	CB740		0,50	H
210 CDI	D	Conventional	03.2009 >		CA770	CB740		0,50	H
211 CDI	D	Conventional	06.2006 >		CA770	CB740		0,50	H
213 CDI	D	Conventional	06.2006 >		CA770	CB740		0,50	H
213 CDI	D	Conventional	06.2006 >		CA770	CB740		0,50	H
215 CDI	D	Conventional	06.2006 >		CA770	CB740		0,50	H
216 CDI	D	Conventional	03.2009 >		CA770	CB740		0,50	H
218 CDI	D	Conventional	06.2006 >		CA770	CB740		0,50	H
219 CDI / BlueTEC	D	Conventional	03.2009 >		CA770	CB740			H
SPRINTER 3,5-t (906)									
316, 316 LGT, 316 NGT		Conventional	09.2008 >		CA1000	CB740			H
324		Conventional	06.2006 >		CA1000	CB950			H
309 CDI	D	Conventional	06.2006 >		CA1000	CB950		0,50	H
310 CDI	D	Start-Stop	03.2009 >	CK950					H
310 CDI	D	Conventional	03.2009 >		CA1000	CB950		0,50	H
311 CDI, 311 CDI 4x4	D	Conventional	06.2006 >		CA1000	CB950		0,50	H
313 CDI, 313 CDI 4x4	D	Conventional	06.2006 >		CA1000	CB950		0,50	H
315 CDI, 315 CDI 4x4	D	Conventional	06.2006 >		CA1000	CB950		0,50	H
316 CDI, 316 CDI 4x	D	Conventional	03.2009 >		CA1000	CB950		0,50	H
318 CDI, 318 CDI 4x4	D	Conventional	06.2006 >		CA1000	CB950		0,50	H
319 CDI / BlueTEC, 319 CDI / BlueTEC 4x4	D	Conventional	03.2009 >		CA1000	CB950			H
Models with Auxiliary / Backup Battery			>	CK151					
SPRINTER 4,6-t (906)									
424		Conventional	06.2006 >		CA1000	CB950			H
411 CDI	D	Conventional	06.2009 >		CA770	CB740		0,50	H
413 CDI	D	Conventional	06.2006 >		CA1000	CB950		0,50	H
415 CDI	D	Conventional	06.2009 >		CA770	CB740		0,50	H
416 CDI	D	Conventional	03.2009 >		CA1000	CB950		0,50	H
418 CDI	D	Conventional	06.2009 >		CA1000	CB950		0,50	H
419 CDI	D	Conventional	03.2009 >		CA1000	CB950		0,50	H
SPRINTER 5-t (906)									
516, 516 NGT		Conventional	09.2008 >		CA1000	CB740			H
516 NGT		Conventional	09.2008 >		CA770	CB740			H
524		Conventional	06.2006 >		CA1000	CB950			H
509 CDI	D	Conventional	06.2006 >		CA1000	CB950		0,50	H

*podany czas wymiany należy traktować jako orientacyjny

Znalazłeś błąd w tabeli? Chciałbyś zaproponować inne zastosowanie? Czekamy na Twoje propozycje: pl.ekspert@eu.exide.com

Marka i model				Start-Stop	Tradycyjjne			[hour]*	i s. 207
					Futura	Plus	Standard		
MERCEDES-BENZ									
SPRINTER 5-t (906)									
510 CDI	D	Conventional	03.2009 >		CA1000	CB950		0,50	H
511 CDI, 511 CDI 4x4	D	Conventional	06.2006 >		CA1000	CB950		0,50	H
513 CDI, 513 CDI 4x4	D	Conventional	06.2006 >		CA1000	CB950		0,50	H
515 CDI, 515 CDI 4x4	D	Conventional	06.2006 >		CA1000	CB950		0,50	H
516 CDI, 516 CDI 4x4	D	Conventional	03.2009 >		CA1000	CB950		0,50	H
518 CDI, 518 CDI 4x4	D	Conventional	06.2006 >		CA1000	CB950		0,50	H
519 CDI / BlueTEC, 519 CDI / BlueTEC 4x4	D	Conventional	03.2009 >		CA1000	CB950			H
SPRINTER CLASSIC 3,5-t (909)									
311 CDI (909.632, 909.633)	D	Conventional	09.2013 >		CA1000	CB950			
SPRINTER CLASSIC 4,6-t (909)									
411 CDI (909.843)	D	Conventional	09.2013 >		CA1000	CB950			
T1 (601)									
208 2.3		Conventional	05.1977 > 12.1982			CB740	CC700		
210 2.3		Conventional	05.1977 > 02.1996		CA770	CB740	CC700		
207 D 2.4	D	Conventional	05.1977 > 01.1990		CA770	CB740	CC700	0,30	
208 D 2.3	D	Conventional	10.1988 > 02.1996		CA770	CB740	CC700	0,30	
209 D 2.9	D	Conventional	12.1982 > 01.1990		CA770	CB740	CC700	0,30	
210 D 2.8	D	Conventional	10.1988 > 02.1996		CA770	CB740	CC700		
T1 (602)									
310 2.3		Conventional	06.1989 > 02.1996			CB740	CC700		
307 D 2.4	D	Conventional	04.1977 > 12.1990		CA770	CB740	CC700	0,30	
308 D 2.3	D	Conventional	11.1988 > 02.1996		CA770	CB740	CC700	0,30	
309 D 3.0	D	Conventional	10.1982 > 01.1990		CA770	CB740	CC700	0,30	
310 D 2.9	D	Conventional	06.1989 > 02.1996		CA770	CB740	CC700	0,30	
T1/TN									
410		Conventional	08.1982 > 06.1995			CB950	CC900		
407 D	D	Conventional	07.1981 > 01.1989			CB950	CC900		
408 D	D	Conventional	11.1988 > 06.1995		CA1000	CB950	CC900		
409 D	D	Conventional	04.1982 > 01.1989		CA1000	CB950	CC900		
410 D	D	Conventional	11.1988 > 06.1995		CA1000	CB950	CC900		
T2/LN1									
510		Conventional	04.1986 > 12.1994			CG1355			
507 D	D	Conventional	04.1986 > 04.1989			CG1355			
508 D	D	Conventional	03.1989 > 12.1994			CG1355			
609 D	D	Conventional	04.1986 > 12.1994			CG1355			
611 D	D	Conventional	06.1994 > 12.1994			CG1355			
709 D	D	Conventional	04.1986 > 12.1994			CG1355			
711 D	D	Conventional	04.1986 > 12.1994			CG1355			
714 D	D	Conventional	06.1994 > 12.1994			CG1355			
809 D	D	Conventional	04.1986 > 12.1994			CG1355			
811 D	D	Conventional	04.1986 > 12.1994			CG1355			
814 D, 814 DA 4x4	D	Conventional	11.1987 > 12.1994			CG1355			
T2/LN1 Bus									
O 609 D	D	Conventional	07.1987 > 12.1992			CG1355			
O 611 D	D	Conventional	07.1987 > 12.1992			CG1355			
O 614 D	D	Conventional	07.1987 > 12.1992			CG1355			
VANEO (414)									
1.6		Conventional	02.2002 > 07.2005		CA770	CB740		0,70	
1.9		Conventional	02.2002 > 07.2005		CA770	CB740		0,70	
1.7 CDI	D	Conventional	02.2002 > 07.2005		CA770	CB740		0,50	
VARIO									
512 D	D	Conventional	09.1996 >		CA1000	CB950	CC900		
612 D	D	Conventional	09.1996 >		CA1000	CB950	CC900		
613 D, 614 D	D	Conventional	09.1996 >		CA1000	CB950			
615 D, 616 D	D	Conventional	09.1998 >		CA1000	CB950			
618 D	D	Conventional	09.2006 >		CA1000	CB950			

*podany czas wymiany należy traktować jako orientacyjny

Znalazłeś błąd w tabeli? Chciałbyś zaproponować inne zastosowanie? Czekamy na Twoje propozycje: pl.ekspert@eu.exide.com

Mercedes-Benz > Metrocab

Marka i model						Start-Stop	Tradycyjne				
							Futura	Plus	Standard	(godziny)*	s. 207
MERCEDES-BENZ											
VARIO											
812 D	D	Conventional	09.1996 >				CA1000	CB950	CC900		
813 D, 814 D, 813 DA, 814 DA 4x4	D	Conventional	09.1996 >				CA1000	CB950	CC900		
815 D, 816 D, 815 DA, 816 DA 4x4	D	Conventional	09.1996 >				CA1000	CB950	CC900		
818 D, 818 DA 4x4	D	Conventional	09.2006 >				CA1000	CB950			
VARIO Bus											
O 810	D	Conventional	09.1996 >				CA1000	CB950	CC900		
O 812	D	Conventional	09.1996 >				CA1000	CB950	CC900		
O 814	D	Conventional	09.1996 >				CA1000	CB950	CC900		
O 815	D	Conventional	09.1996 >				CA1000	CB950	CC900		
V-CLASS (638/2)											
V 200		Conventional	02.1997 > 07.2003				CA1000	CB950		0,60	
V 230		Conventional	10.1996 > 07.2003				CA1000	CB950		0,60	
V 280		Conventional	08.1997 > 07.2003				CA1000	CB950		0,60	
V 200 CDI	D	Conventional	03.1999 > 07.2003				CA1000	CB950		0,60	
V 220 CDI	D	Conventional	03.1999 > 07.2003				CA1000	CB950		0,60	
V 230 TD	D	Conventional	09.1996 > 07.2003				CA1000	CB950		0,60	
VIANO (W639)											
3,0		Conventional	09.2003 >					CB802			
3,2		Conventional	09.2003 >					CB802			
3,5		Conventional	09.2007 >					CB802			
3,7		Conventional	06.2004 >					CB802			
CDI 2.0	D	Conventional	09.2003 >					CB802		0,30	
CDI 2.0, CDI 2.0 4-matic	D	Conventional	07.2010 >	CK800						0,30	H
CDI 2.0, CDI 2.0 4-matic	D	Conventional	08.2005 >					CB802		0,30	
CDI 2.2, CDI 2.2 4-matic	D	Conventional	09.2003 >					CB802		0,30	
CDI 2.2, CDI 2.2 4-matic	D	Conventional	07.2010 >	CK800						0,30	H
CDI 3.0	D	Conventional	03.2006 >					CB802		0,30	
CDI 3.0	D	Conventional	07.2010 >	CK800							H
V Class (W447)											
V 200 CDI	D	Start-Stop	04.2014 >	CK950							
V 220 CDI	D	Start-Stop	04.2014 >	CK950							
V 250 BlueTEC	D	Start-Stop	04.2014 >	CK950							
VITO (638)											
113 2.0		Conventional	02.1996 > 07.2003				CA770	CB740	CC700	0,60	
114 2.3		Conventional	12.1996 > 07.2003				CA770	CB740	CC700	0,60	
108 CDI 2.2	D	Conventional	03.1999 > 07.2003	CK800				CB802		0,60	
108 D 2.3 (638.164)	D	Conventional	02.1996 > 07.2003	CK800				CB802		0,60	
110 CDI 2.2	D	Conventional	03.1999 > 07.2003	CK800				CB802		0,60	
110 TD 2.3	D	Conventional	02.1996 > 07.2003	CK800				CB802		0,60	
112 CDI 2.2	D	Conventional	03.1999 > 07.2003	CK800				CB802		0,60	
VITO (W639)											
119		Conventional	09.2003 >				CA770	CB740			
122		Conventional	09.2003 >				CA770	CB740			
123		Conventional	06.2004 >				CA770	CB740			
126		Conventional	09.2007 >				CA770	CB740			
109 CDI, 109 CDI 4x4	D	Conventional	09.2003 >	CK800				CB802		0,30	
110 CDI	D	Conventional	09.2010 >	CK800							H
111 CDI, 111 CDI 4x4	D	Conventional	09.2003 >	CK800				CB802		0,30	
113 CDI, 113 CDI 4x4	D	Conventional	09.2010 >	CK800							H
115 CDI, 115 CDI 4x4	D	Conventional	09.2003 >	CK800				CB802		0,30	
116 CDI, 116 CDI 4x4	D	Conventional	09.2010 >	CK800							H
120 CDI	D	Conventional	07.2006 >	CK800				CB802		0,30	
122 CDI	D	Conventional	09.2010 >	CK800							H
METROCAB											
TAXI											
2.4 TD	D	Conventional	01.2001 > 05.2006				CA954	CB954			

*podany czas wymiany należy traktować jako orientacyjny

Znalazłeś błąd w tabeli? Chciałbyś zaproponować inne zastosowanie? Czekamy na Twoje propozycje: pl.ekspert@eu.exide.com

Marka i model					Start-Stop		Tradycyjjne				s. 207
					Futura	Plus	Standard	(hour)*			
METROCAB											
TAXI											
2.5 D		D	Conventional	01.1991 > 05.2006			CA954	CB954			
MG											
EXPRESS Box											
1.4			Conventional	03.2003 > 05.2005			CA472	CB442			
1.8			Conventional	03.2003 > 05.2005			CA612	CB602			
2.0 TD		D	Conventional	03.2003 > 05.2005			CA612	CB602			
METRO											
1300			Conventional	05.1982 > 09.1990				CB620	CC550		
Turbo			Conventional	10.1982 > 09.1990				CB620	CC550		
MG 6											
1.8, 1.8 T			Conventional	11.2010 >			CA640	CB620			
MG TF											
115			Conventional	03.2002 >			CA472	CB442	CC412		
120, 135, 160			Conventional	03.2002 >			CA472	CB442	CC412		
MG X-POWER											
4.6 SV			Conventional	01.2003 > 04.2008			CA722	CB712			
5.0 SV-R			Conventional	01.2005 > 04.2008			CA722	CB712			
MG ZR											
105			Conventional	06.2001 > 04.2005			CA612	CB602			
120, 160			Conventional	06.2001 > 04.2005			CA612	CB602			
2.0 TD		D	Conventional	06.2001 > 04.2005			CA722	CB712	CC652		
MG ZS											
1.6			Conventional	07.2003 > 04.2005			CA612	CB602			
120			Conventional	07.2001 > 04.2005			CA612	CB602			
180			Conventional	07.2001 > 04.2005			CA612	CB602			
2.0 TD		D	Conventional	01.2004 > 04.2005			CA722	CB712			
MG ZT											
1.8 16V, 1.8 T 16V			Conventional	01.2003 > 07.2005			CA612	CB602			
160, 180, 190			Conventional	06.2001 > 07.2005			CA612	CB602			
260			Conventional	10.2003 > 07.2005			CA612	CB602			
X Power 385, X Power 500			Conventional	06.2001 > 07.2005			CA722	CB712			
2.0 CDTi		D	Conventional	06.2002 > 07.2005			CA612	CB602			
MG ZT- T											
1.8 16V, 1.8 T 16V			Conventional	01.2003 > 07.2005			CA612	CB602			
160, 180, 190			Conventional	10.2001 > 07.2005			CA612	CB602			
260			Conventional	10.2003 > 07.2005			CA612	CB602			
X Power 385			Conventional	06.2002 > 07.2005			CA722	CB712			
2.0 CDTi		D	Conventional	06.2002 > 07.2005			CA612	CB602			
MGF (RD)											
1.6			Conventional	02.2000 > 03.2002			CA612	CB602			
1.8 i 16V, 1.8 i VVC			Conventional	03.1995 > 03.2002			CA612	CB602			
MIDDLEBRIDGE											
SCIMITAR GTE											
2.9			Conventional	01.1988 > 12.1991				CB950	CC900		
MINI											
MINI (R50, R53)											
1.4			Conventional	04.2003 > 09.2006			CA612	CB602			
One			Conventional	06.2001 > 09.2006			CA612	CB602		0,25	
Cooper			Conventional	06.2001 > 09.2006			CA612	CB602		0,25	
Cooper S, S Works, JCW			Conventional	03.2002 > 09.2006			CA612	CB602		0,35	B
One D		D	Conventional	06.2003 > 09.2006			CA722	CB712		0,35	
MINI (R56)											
One			Start-Stop	03.2007 >		CK700				0,45	
Cooper			Start-Stop	10.2006 >		CK700				0,45	
Cooper S			Start-Stop	10.2006 >		CK700				0,45	B
John Cooper Works			Start-Stop	03.2008 >		CK700					B

*podany czas wymiany należy traktować jako orientacyjny

 Znalazłeś błąd w tabeli? Chciałbyś zaproponować inne zastosowanie? Czekamy na Twoje propozycje: pl.ekspert@eu.exide.com

Mini

Marka i model					Start-Stop	Tradycyjne			
						Futura	Plus	Standard	(godziny)*
MINI									
MINI (R56)									
One D	D	Start-Stop	06.2009 >	CK700					B
Cooper D	D	Start-Stop	03.2007 >	CK700					0,45
Cooper D	D	Conventional	02.2011 >				CB802		
Cooper SD	D	Start-Stop	02.2011 >	CK800					0,30
MINI (F56)									
Cooper		Start-Stop	12.2013 >	CK700					
Cooper S		Start-Stop	12.2013 >	CK700					
Cooper D	D	Start-Stop	12.2013 >	CK700					
MINI CLUBMAN (R55)									
One		Start-Stop	03.2009 >	CK700					B
Cooper		Start-Stop	10.2007 >	CK700					0,45
Cooper S		Start-Stop	10.2007 >	CK700					0,45
John Cooper Works		Start-Stop	03.2008 >	CK700					
One D	D	Conventional	03.2010 >	CK700					B
Cooper D	D	Start-Stop	10.2007 >	CK700					0,45
Cooper D	D	Conventional	02.2011 >				CB802		
Cooper SD	D	Start-Stop	02.2011 >	CK800					
MINI CLUBVAN (R55)									
One		Start-Stop	12.2012 >	CK700					
Cooper		Start-Stop	12.2012 >	CK700					
Cooper D	D	Start-Stop	12.2012 >	CK700					
MINI Convertible (R52)									
One		Conventional	07.2004 > 11.2007		CA640	CB620			0,25
Cooper		Conventional	07.2004 > 11.2007		CA640	CB620			0,25
Cooper S, John Cooper Works		Conventional	07.2004 > 11.2007		CA640	CB620			0,35
MINI Convertible (R57)									
One		Start-Stop	03.2010 >	CK700					B
Cooper		Start-Stop	03.2009 >	CK700					
Cooper S		Start-Stop	03.2009 >	CK700					0,45
John Cooper Works		Start-Stop	03.2008 >	CK700					
Cooper D	D	Conventional	06.2010 >	CK700					B
Cooper SD	D	Start-Stop	02.2011 >	CK800					
MINI COUNTRYMAN (R60)									
One		Conventional	06.2010 >	CK700					B
Cooper		Start-Stop	06.2010 >	CK700					0,20
Cooper S, Cooper S ALL4		Conventional	06.2010 >	CK700					B
Cooper S JCW		Start-Stop	09.2012 >	CK700					B
One D	D	Start-Stop	06.2010 >	CK700					B
Cooper D, Cooper D ALL4	D	Start-Stop	06.2010 >	CK700					B
Cooper D, Cooper D ALL4	D	Conventional	02.2011 >				CB802		B
Cooper SD, Cooper SD ALL4	D	Start-Stop	02.2011 >	CK800					B
MINI Coupe (R58)									
Cooper		Start-Stop	09.2011 >	CK700					
Cooper S		Start-Stop	09.2011 >	CK700					0,15
John Cooper Works		Start-Stop	09.2011 >	CK700					
Cooper SD	D	Start-Stop	09.2011 >	CK800					
MINI PACEMAN (R61)									
Cooper		Start-Stop	04.2012 >	CK700					B
Cooper S, Cooper S ALL4		Start-Stop	04.2012 >	CK700					B
John Cooper Works		Start-Stop	09.2012 >	CK700					B
Cooper D, Cooper D ALL4	D	Start-Stop	09.2012 >	CK700					B
Cooper SD, Cooper SD ALL4	D	Start-Stop	10.2012 >	CK800					B
MINI Roadster (R59)									
Cooper		Start-Stop	02.2012 >	CK700					
Cooper S		Start-Stop	02.2012 >	CK700					
John Cooper Works		Start-Stop	02.2012 >	CK700					

*podany czas wymiany należy traktować jako orientacyjny

Znalazłeś błąd w tabeli? Chciałbyś zaproponować inne zastosowanie? Czekamy na Twoje propozycje: pl.ekspert@eu.exide.com

Marka i model					Start-Stop	Tradycyjjne	Futura	Plus	Standard		
										(hour)*	s. 207
MINI											
MINI Roadster (R59)											
Cooper SD	D	Start-Stop	02.2012 >	CK800							
MITSUBISHI											
3000 GT (Z16A)											
3.0 i 24V 4WD (Z16A)		Conventional	06.1992 > 08.1999		CA755	CB705				0,30	
ASX (GA_W_)											
1.6		Start-Stop	05.2010 >	CK700							
1.6		Start-Stop	06.2010 >	CK600							
1.8, 1.8 4WD		Start-Stop	02.2010 >	CK700							
1.8 DI-D, 1.8 DI-D 4WD	D	Start-Stop	06.2010 >	CK700							
CANTER Platform/Chassis (FB4_, FE4_)											
2.5 D	D	Conventional	09.1992 > 09.1996			CG1101					
3.6 TDi	D	Conventional	09.1993 > 09.1996			CG1101					
3.9 TDi	D	Conventional	09.1993 > 09.1996			CG1101					
CANTER Platform/Chassis (FB6_, FE5_, FE6_)											
2.8 D, 2.8 Tdi	D	Conventional	10.1996 > 07.2001			CG1101					
3.9 TDi	D	Conventional	10.1996 > 07.2001			CG1101					
CANTER Platform/Chassis (FB_, FE_, FG_)											
2.4		Conventional	08.2001 > 11.2010			CG1101					
3.0	D	Conventional	08.2005 > 11.2010			CG1101					
3.9	D	Conventional	06.2006 >			CG1101					
3.0 TDi	D	Conventional	08.2001 > 07.2005			CG1101					
3.6 TD	D	Conventional	08.2001 > 11.2010			CG1101					
3.9 TDi	D	Conventional	08.2001 > 11.2010			CG1101					
4.2 TD	D	Conventional	08.2001 > 08.2004			CG1101					
CARISMA (DA_)											
1.3		Conventional	09.2000 > 10.2004		CA530	CB500					
1.6		Conventional	09.1996 > 06.2006		CA640	CB620				0,30	
1.8, 1.8 16V, 1.8 16V GDI, 1.8 GDI		Conventional	07.1995 > 06.2006		CA640	CB620				0,30	
2.0 16V GT EVO VI/VII		Conventional	11.1999 > 06.2006		CA770	CB740					
1.9 TD (DA4A)	D	Conventional	10.1996 > 09.2000		CA754	CB704				0,30	
1.9 DI-D (DA5A)	D	Conventional	09.2000 > 06.2006		CA770	CB740					
COLT CZC Convertible (RG)											
1.5, 1.5 Turbo		Conventional	05.2006 > 07.2009		CA640	CB620					
COLT III (C5_A)											
1.3, 1.3 12V, 1.3 GL		Conventional	04.1988 > 05.1992			CB457				0,20	
1.5 CAT, 1.5 GLXi		Conventional	04.1988 > 05.1992			CB505				0,20	
1.6 GTi 16V		Conventional	04.1988 > 05.1990			CB505				0,20	
1.8 GTi 16V CAT		Conventional	06.1990 > 05.1992			CB505				0,20	
1.8 Diesel GLX	D	Conventional	04.1988 > 05.1992			CB705				0,30	
COLT IV (CA_A)											
1.3 GLi 12V		Conventional	04.1992 > 04.1996			CB457				0,20	
1.6, 1.6 4WD, 1.6 GLXi 16V		Conventional	04.1992 > 04.1996			CB505					
1.8 GTi 16V		Conventional	04.1992 > 04.1996			CB505				0,30	
COLT V (CJ_, CP_)											
1300 GL, GLX (CJ1A)		Conventional	05.1996 > 09.2000			CB457				0,30	
1300		Conventional	09.2000 > 09.2003			CB605				0,30	
1500		Conventional	11.1995 > 09.2003			CB505					
1600, 1600 GLX		Conventional	05.1996 > 09.2003			CB505				0,30	
COLT VI (Z3_A, Z2_A)											
1.1		Conventional	10.2004 >		CA530	CB500				0,30	
1.3		Conventional	06.2004 >		CA530	CB500				0,30	
1.5, 1.5 CZT		Conventional	06.2004 >		CA530	CB500				0,30	
1.5 DI-D	D	Conventional	08.2004 >		CA640	CB620				0,30	
ECLIPSE I (D2_A)											
2.0 i 16V, 2.0 i 16V 4WD		Conventional	04.1991 > 11.1995			CB605				0,30	

*podany czas wymiany należy traktować jako orientacyjny

 Znalazłeś błąd w tabeli? Chciałbyś zaproponować inne zastosowanie? Czekamy na Twoje propozycje: pl.ekspert@eu.exide.com

Marka i model				Start-Stop	Tradycyjne			
					Futura	Plus	Standard	(godziny)*
MITSUBISHI								
ECLIPSE II (D3_A)								
2.0 Turbo 4WD, 2000 GS 16V		Conventional	12.1995 > 04.1999		CA754	CB704	CC604	
2400 GS 16V		Conventional	09.1998 > 04.1999		CA754	CB704	CC604	
ECLIPSE Convertible								
1.8		Conventional	04.1994 > 04.1999		CA754	CB704	CC604	
ECLIPSE III (D5_A)								
2.4		Conventional	05.1999 > 03.2005			CB604		
3.0		Conventional	05.1999 > 03.2005			CB604		
GALANT IV (E3_A)								
1.8		Conventional	11.1988 > 10.1992			CB605		0,30
2.0, 2.0 4WD, 2.0 GTI 16V, 2.0 GTI 16V 4x4		Conventional	11.1988 > 10.1992			CB605		0,30
1.8 Turbo-D (E34A)	D	Conventional	11.1988 > 10.1992			CB605		0,30
GALANT V (E5_A, E7_A, E8_A)								
1.8, 1.8 GLSI		Conventional	11.1992 > 08.1996			CB605		0,30
2.0 GLSI, 2.0 GLSI 4WD		Conventional	11.1992 > 08.1996			CB605		0,30
2.0 V6-24		Conventional	11.1992 > 08.1996			CB605		0,30
2.5, 2.5 V6-24 4WD		Conventional	11.1992 > 09.1996			CB605		
2.0 GLSTD	D	Conventional	11.1992 > 08.1996			CB605		0,30
GALANT VI (EA_)								
2.0		Conventional	09.1996 > 10.2004			CB605		0,30
2.4 GDI		Conventional	02.1999 > 10.2004			CB605		0,30
2.5 V6 24V		Conventional	09.1996 > 10.2004			CB605		0,30
2.0 TDI	D	Conventional	09.1996 > 10.2004			CB605		0,30
2.8 TD	D	Conventional	10.1996 > 07.2001		CA755	CB705		
GALLOPER (JK-01)								
3.0 V6		Conventional	09.1998 > 12.2003		CA755	CB705		
2.5 TD, 2.5 TD intercooler	D	Conventional	09.1998 > 12.2003		CA755	CB705		
GRANDIS (NA_W)								
2.4		Conventional	04.2004 >			CB604		0,20
2.0 DI-D	D	Conventional	09.2005 >			CB604		0,20
L 200 (K3_T, K2_T, K1_T, K0_T)								
1.6		Conventional	04.1987 > 10.1996			CB605		
2.0, 2.0 4WD		Conventional	11.1986 > 08.1996			CB605		
2.4 4WD		Conventional	11.1986 > 05.1992		CA755	CB705		
2.6 4WD		Conventional	11.1989 > 08.1996		CA755	CB705		
3.0, 3.0 4WD		Conventional	11.1986 > 08.1996		CA755	CB705		
2.5 D, 2.5 D 4WD, 2.5 TD 4WD	D	Conventional	11.1986 > 10.1996		CA755	CB705		0,30
2.8 D	D	Conventional	06.1992 > 08.1996		CA755	CB705		0,30
L 200 (K7_T, K6_T)								
2.0		Conventional	06.1996 > 12.2007			CB605		0,30
2.4 4WD		Conventional	06.1996 > 12.2007		CA755	CB705		0,30
2.5 D	D	Conventional	06.1996 > 12.2007		CA755	CB705		0,30
2.5 TD, 2.5 TD AWD	D	Conventional	09.2001 > 12.2007		CA955	CB955		0,30
2.8 D 4WD	D	Conventional	09.1996 > 07.2003		CA955	CB955		0,30
L 300 (P0_W, P1_W, P2_W)								
1.6		Conventional	11.1986 >			CB605		0,40
2.0, 2.0 4WD, 2.0 GLS, 2.0 i		Conventional	11.1986 >			CB605		0,40
2.4, 2.4 4WD, 2.4 GLX 4WD		Conventional	11.1986 >			CB605		0,40
2.5 D, 2.5 TD, 2.5 TD AWD	D	Conventional	11.1986 >		CA755	CB705		0,40
L 400 / SPACE GEAR (PD_W, PC_W, PA_V, PB_V)								
2.0, 2.0 16V		Conventional	05.1995 > 10.2002		CA755	CB705		
2.4, 2.4 4WD, 2.4 i 4WD		Conventional	05.1995 > 06.2005		CA755	CB705		
2.5 TD, 2.5 TD 4WD, 2500 TD	D	Conventional	05.1995 > 05.2000		CA955	CB955	CC905	
LANCER IV (C6_A, C7_A)								
1.3 12V		Conventional	06.1992 > 05.1994			CB505		0,20
1.5, 1.5 12V		Conventional	06.1988 > 05.1992			CB505		0,20
1.6 16V, 1.6 4WD		Conventional	06.1992 > 05.1994			CB605		0,30

*podany czas wymiany należy traktować jako orientacyjny

Znalazłeś błąd w tabeli? Chciałbyś zaproponować inne zastosowanie? Czekamy na Twoje propozycje: pl.ekspert@eu.exide.com

Marka i model					Start-Stop	Tradycyjjne			
					Futura	Plus	Standard	(hour)*	s. 207
MITSUBISHI									
LANCER IV (C6_A, C7_A)									
1.8 4WD, 1.8 GTi 16V		Conventional	09.1989 > 12.1993			CB605		0,20	
1.8 D	D	Conventional	04.1988 > 05.1992			CB605		0,30	
2.0 D	D	Conventional	06.1992 > 07.1993		CA755	CB705			
LANCER V (CB/D_A)									
1.3		Conventional	06.1992 > 12.1996			CB505		0,30	
1.5		Conventional	09.1992 > 07.1996			CB605		0,30	
1.6, 1.6 16V, 1.6 16V 4WD		Conventional	06.1992 > 12.1996			CB605		0,30	
1.8 16V		Conventional	06.1992 > 12.1993			CB605		0,30	
2.0 EVO II, 2.0 EVO III		Conventional	01.1994 > 07.1996			CB605			
2.0 Diesel	D	Conventional	06.1992 > 12.1996			CB605		0,30	
LANCER VI (CJ-CP_)									
1.3 12V		Conventional	12.1995 > 08.2003			CB605		0,30	
1.5 16V		Conventional	12.1995 > 08.2003			CB605		0,30	
1.6 16V		Conventional	12.1995 > 08.2003			CB605		0,30	
1.8 16V		Conventional	09.1995 > 08.2003			CB605		0,30	
2.0 16V EVO		Conventional	08.1996 > 08.2003			CB605			
LANCER (CS_A, CS_W)									
1.3		Conventional	09.2003 >			CB504			
1.6		Conventional	09.2003 >			CB604			
1.8 SEi Limited, 1.8 GDi T		Conventional	09.2003 >			CB604			
2.0, 2.0 Gdi		Conventional	09.2003 >			CB604			
2.0 16V EVO VIII, 2.0 16V EVO IX		Conventional	03.2004 >			CB604			
2.4 GDI, 2.4 iVRX		Conventional	09.2003 >			CB604			
LANCER (CY/Z_A)									
1.5		Conventional	06.2008 >		CA640	CB620			
1.6		Conventional	05.2010 >		CA640	CB620			
1.8		Conventional	02.2008 >		CA640	CB620			
2.0, 2.0 i, 2.0 Ralliart		Conventional	04.2008 >		CA640	CB620			
2.0 EVO X, 2.0 i Ralliart 4WD		Conventional	06.2008 >		CA770	CB740			
1.8 DI-D	D	Conventional	05.2010 >		CA770	CB740			
2.0 DI-D	D	Conventional	01.2008 >		CA770	CB740			
OUTLANDER I (CU_W)									
2.0, 2.0 4WD, 2.0 Turbo 4WD		Conventional	05.2003 > 10.2006		CA754	CB704		0,30	
2.4 4WD, 2.4 HDD Mivec		Conventional	05.2003 > 10.2006		CA754	CB704			
OUTLANDER II (CW_W)									
2.0, 2.0 4WD		Conventional	11.2006 >		CA754	CB704		0,30	
2.4, 2.4 Flex 4WD, 2.4 Mivec 4WD		Conventional	11.2006 >		CA954	CB954		0,30	
3.0 4WD, 3.0 FWD		Conventional	11.2006 >		CA954	CB954		0,30	
2.0 DI-D	D	Conventional	02.2007 >		CA954	CB954		0,30	
2.2 DI-D, 2.2 DI-D 4WD	D	Conventional	11.2006 >		CA954	CB954			
OUTLANDER III (GG_W, GF_W)									
2.0, 2.0 4WD		Conventional	08.2012 >		CA754	CB704			
2.4 4WD (Automatic)		Conventional	10.2012 >		CA754	CB704			
2.2 Di-D, 2.2 Di-D 4WD (Automatic)	D	Conventional	08.2012 >		CA754	CB704			
PAJERO CLASSIC (V2_W)									
3.8, 3.8 Gdi		Conventional	06.2002 >		CA955	CB955			
2.5 TD	D	Conventional	07.2002 >		CA955	CB955		0,30	
3.2 DiD, 3.2 DI-D	D	Conventional	05.2005 >		CA955	CB955		0,30	
PAJERO I (L04_G, L14_G)									
2.0 4WD, 2.0 Turbo 4WD		Conventional	01.1983 > 02.1991			CB605			
2.6 4WD		Conventional	10.1986 > 05.1991		CA755	CB705			
3.0 i 4WD, 3.0 V6		Conventional	05.1988 > 05.1991		CA755	CB705			
2.3 D	D	Conventional	10.1984 > 09.1986			CB955	CC905		
2.5 TD, 2.5 TD 4WD	D	Conventional	10.1986 > 12.1991			CB955	CC905		
PAJERO II (V3_W, V2_W, V4_W)									
2.4		Conventional	04.1991 > 10.1999			CB605		0,40	

*podany czas wymiany należy traktować jako orientacyjny

Znalazłeś błąd w tabeli? Chciałbyś zaproponować inne zastosowanie? Czekamy na Twoje propozycje: pl.ekspert@eu.exide.com

Marka i model					Start-Stop	Tradycyjne			
						Futura	Plus	Standard	(godziny)*
MITSUBISHI									
PAJERO II (V3_W, V2_W, V4_W)									
3.0 V6 24V, 3.0 V6 4WD		Conventional	12.1990 > 10.1999			CA755	CB705		0,30
3.5 V6 24V		Conventional	06.1994 > 10.1999			CA755	CB705		0,30
2.5 TD 4WD, 2.5 TDiC	D	Conventional	12.1990 > 10.1999			CA955	CB955	CC905	0,30
2.8 D 4WD, 2.8 TD	D	Conventional	11.1993 > 10.1999			CA955	CB955	CC905	0,30
PAJERO II Canvas Top (V2_W, V4_W)									
1.8 GDI		Conventional	06.1998 > 04.2000				CB605		0,40
2.4		Conventional	04.1991 > 04.2000				CB605		0,40
3.0 V6, 3.0 V6 24V		Conventional	12.1990 > 04.2000			CA755	CB705		0,30
2.5 TD 4WD, 2.5 TDiC	D	Conventional	12.1990 > 04.2000			CA955	CB955	CC905	0,30
PAJERO III (V7_W, V6_W)									
3.5		Conventional	04.2000 > 01.2007			CA955	CB955		
2.5 TDi	D	Conventional	04.2000 > 12.2006			CA954	CB954		
3.2 Di-D	D	Conventional	04.2000 > 12.2006			CA954	CB954		
PAJERO III Canvas Top (V6_W, V7_W)									
3.0		Conventional	10.2001 > 12.2006			CA755	CB705		
3.5 i, 3.5 V6 GDI		Conventional	04.2000 > 10.2006			CA955	CB955		
2.5 Tdi	D	Conventional	04.2000 > 12.2006			CA954	CB954		
3.2 DI-D	D	Conventional	04.2000 > 12.2006			CA954	CB954		0,30
PAJERO IV (V8_W, V9_W)									
3.0 4WD		Conventional	02.2007 >			CA755	CB705		
3.8 V6		Conventional	02.2007 >			CA955	CB955		
3.2 DI-D, 3.2 DI-D 4WD, 3.2 TD 4WD	D	Conventional	02.2007 >			CA955	CB955		
PAJERO PININ (H6_W, H7_W)									
1.8, 1.8 GDI		Conventional	10.1999 > 06.2007				CB605		0,30
2.0 GDI		Conventional	10.2000 > 06.2007				CB605		0,30
PAJERO SPORT (K90)									
1.8 4WD, 1.8 GDi 4WD		Conventional	05.1999 > 02.2005				CB605		
2.0 GDi 4WD		Conventional	10.2001 > 02.2005				CB605		
3.0 V6		Conventional	11.1998 >			CA955	CB955	CC905	0,30
3.8 GDi		Conventional	11.2002 >			CA955	CB955		
2.5 TD, 2.5 TD 4WD	D	Conventional	11.1997 >			CA755	CB705		0,30
2.8 TDi	D	Conventional	11.1998 > 10.2003			CA955	CB955	CC905	
3.2 TDi	D	Conventional	11.1998 >			CA955	CB955	CC905	
PAJERO SPORT II (KG_, KH_)									
3.0 4WD		Conventional	09.2008 >			CA755	CB705		
3.5, 3.5 V6 24V		Conventional	09.2008 >			CA955	CB955		
2.5 DI-D, 2.5 DI-D 4WD, 2.5 TD	D	Conventional	07.2008 >			CA954	CB954		
3.2 DI-D 4WD	D	Conventional	07.2008 >				CB605		
SIGMA (F2_A, F1_A)									
3.0 V6		Conventional	12.1990 > 07.1996			CA755	CB705		0,30
SPACE RUNNER (N1_W, N2_W)									
1.8, 1.8 4WD		Conventional	10.1991 > 08.1999			CA755	CB705		
2.0 16V		Conventional	06.1997 > 08.1999			CA755	CB705		0,30
2.0 TD	D	Conventional	10.1992 > 08.1999			CA955	CB955	CC905	0,30
SPACE RUNNER (N6_W)									
2.0		Conventional	08.1999 > 08.2002			CA755	CB705		0,20
2.4 GDI		Conventional	08.1999 > 08.2002			CA755	CB705		0,20
SPACE STAR (DG_A)									
1.3 16V		Conventional	06.1998 > 12.2004			CA640	CB620	CC550	0,30
1.6 16V		Conventional	01.2001 > 12.2004			CA640	CB620	CC550	0,30
1.8 GDI, 1.8 MPI		Conventional	06.1998 > 12.2004			CA640	CB620	CC550	0,30
1.9 DI-D	D	Conventional	02.2001 > 12.2004			CA770	CB740	CC700	0,30
SPACE WAGON (N3_W, N4_W)									
1.8, 1.8 4WD		Conventional	10.1991 > 10.1998				CB605		0,30
2.0, 2.0 4WD		Conventional	10.1992 > 10.1998			CA755	CB705		0,30
2.4, 2.4 i		Conventional	10.1991 > 10.1998			CA755	CB705		0,30

*podany czas wymiany należy traktować jako orientacyjny

Znalazłeś błąd w tabeli? Chciałbyś zaproponować inne zastosowanie? Czekamy na Twoje propozycje: pl.ekspert@eu.exide.com

Marka i model					Start-Stop	Tradycyjjne			
					Futura	Plus	Standard	(hour)*	s. 207
MITSUBISHI									
SPACE WAGON (N3_W, N4_W)									
1.8 TD	D	Conventional	10.1991 > 10.1998		CA755	CB705		0,30	
2.0 TD	D	Conventional	10.1992 > 10.1998		CA955	CB955	CC905	0,30	
SPACE WAGON (N9_, N8_)									
2.0		Conventional	11.1997 > 05.2003			CB604			
SPACE WAGON (N9_W, N8_W)									
2.0 GDI		Conventional	04.2002 > 12.2004		CA755	CB705		0,20	
2.4 GDI, 2.4 GDI 4WD		Conventional	10.1998 > 12.2004		CA755	CB705		0,20	
MORGAN									
AERO 8									
4.4		Conventional	10.2000 >			CB451			
4.8		Conventional	10.2008 >		CA612	CB602			
AERO Coupe									
4.8 V8		Conventional	10.2012 >		CA640	CB620			
AERO SUPERSPORTS									
4.8 V8		Conventional	03.2010 >		CA612	CB602			
EVA									
GT		Conventional	03.2012 >		CA770	CB740			
FOUR FOUR									
1.6 CVH/OHV, 1.6 i, 1.6 i Kat		Conventional	08.1982 >			CB451			
1.8 i		Conventional	01.1993 >			CB451			
PLUS EIGHT									
3.5 EFI		Conventional	01.1984 > 08.1990			CB451			
3.9		Conventional	08.1990 >			CB451			
4.6		Conventional	01.1996 >			CB451			
4.8 V8		Conventional	03.2010 >		CA640	CB620			
PLUS FOUR									
1.8 i		Conventional	01.1993 >			CB451			
2.0 i		Conventional	08.1988 >			CB451			
3.0 i		Conventional	01.2004 >			CB451			
ROADSTER Convertible									
1.6 4/4		Conventional	01.2004 >		CA472	CB442			
2.0 Plus4		Conventional	01.2004 >		CA472	CB442			
3.0 V6		Conventional	01.2004 >		CA472	CB442			
NISSAN									
100 NX (B13)									
1.6, 1.6 SR		Conventional	03.1990 > 10.1994			CB604		0,20	
2.0 GTI		Conventional	03.1991 > 10.1994			CB604		0,20	
200 SX (S13)									
1.8, 1.8 Turbo		Conventional	09.1988 > 03.1994			CB605			
2.0 i 16V, 2.0 i 16V Turbo		Conventional	07.1988 > 12.1999			CB605			
240 SX									
2.4		Conventional	04.1993 > 08.1997			CB605			
300 ZX (Z32)									
3.0 Twin Turbo		Conventional	05.1990 > 09.1995		CA755	CB705		0,30	
350 Z (Z33)									
3.5		Conventional	09.2002 >			CB604		0,20	
350 Z Roadster (Z33)									
3.5		Conventional	03.2005 >			CB604		0,20	
370 Z (Z34)									
3.7, 3.7 Nismo		Conventional	06.2009 >			CB604			
370 Z Roadster (Z34)									
3.7		Conventional	01.2010 >			CB604			
ALMERA Classic (B10)									
1.6 16V		Conventional	03.2006 >		CA612	CB602			
ALMERA I (N15)									
1.4, 1.4 S,GX,LX		Conventional	09.1995 > 03.2000			CB604		0,20	

*podany czas wymiany należy traktować jako orientacyjny

Znalazłeś błąd w tabeli? Chciałbyś zaproponować inne zastosowanie? Czekamy na Twoje propozycje: pl.ekspert@eu.exide.com

Marka i model					Start-Stop	Tradycyjne			
						Futura	Plus	Standard	(godziny)*
NISSAN									
ALMERA I (N15)									
1.5		Conventional	07.1995 > 03.2000				CB604		0,20
1.6, 1.6 SR, SLX		Conventional	07.1995 > 03.2000				CB604		0,20
2.0 GTi		Conventional	07.1996 > 03.2000				CB604		0,20
2.0 D	D	Conventional	11.1995 > 03.2000			CA754	CB704		0,20
ALMERA II (N16)									
1.5		Conventional	03.2000 >			CA472	CB442	CC412	0,30
1.6		Conventional	07.2000 > 02.2003			CA612	CB602		0,30
1.8		Conventional	01.2000 >			CA612	CB602		0,30
1.5 dCi	D	Conventional	01.2003 >			CA722	CB712		0,20
2.2 dCi, 2.2 Di	D	Conventional	03.2000 >			CA722	CB712	CC652	0,20
ALMERA TINO (V10)									
1.8		Conventional	08.2000 >			CA612	CB602		0,30
2.0		Conventional	08.2000 >			CA612	CB602		0,30
2.2 dCi, 2.2 Di	D	Conventional	08.2000 >			CA722	CB712	CC652	0,30
ALTIMA									
2.4		Conventional	06.1993 > 09.2001			CA754	CB704		
2.5		Conventional	08.2001 > 09.2006			CA754	CB704		
2.5		Conventional	10.2006 >				CB605		
3.5		Conventional	08.2001 > 09.2006			CA754	CB704		
3.5		Conventional	10.2006 >				CB605		
CABSTAR (F22, H40)									
2.0		Conventional	01.1982 > 06.1992			CA954	CB954	CC904	
2.3 D	D	Conventional	01.1987 > 12.1989				CB955	CC905	
2.4 TD	D	Conventional	09.1985 > 04.1992				CB955	CC905	
2.5 D	D	Conventional	01.1989 > 12.1992				CB955	CC905	
CABSTAR (F23, H41, H42)									
2.0		Conventional	07.1992 > 05.1994				CB955	CC905	
2.5 D	D	Conventional	01.1992 > 12.2000			CA955	CB955	CC905	
35 DI 3.0	D	Conventional	01.2004 > 12.2006			CA955	CB955		0,20
CUBE (Z12)									
1.6 16V		Conventional	03.2010 >				CB454		
1.5 dCi	D	Conventional	03.2010 >				CB450		
GT-R (R35)									
3.8 V6		Conventional	02.2009 >						
INTERSTAR (X70)									
dCi 80	D	Conventional	07.2002 >			CA1000	CB950		0,30
dCi 90	D	Conventional	07.2002 >			CA1000	CB950		0,30
dCi 100	D	Conventional	11.2003 >			CA1000	CB950		0,30
dCi 120	D	Conventional	07.2002 >			CA1000	CB950		0,30
dCi 140	D	Conventional	11.2003 >			CA1000	CB950		0,30
dCi 150	D	Conventional	09.2006 >			CA1000	CB950		0,30
JUKE									
1.6		Conventional	06.2010 >				CB605		
1.6 DIG-T, 1.6 DIG-T 4x4		Conventional	06.2010 >				CB605		
1.6 DIG-T NISMO, 1.6 DIG-T NISMO 4x4		Conventional	11.2012 >				CB605		
1.5 dCi	D	Conventional	06.2010 >			CA640	CB620		
KUBISTAR (X76)									
1.2, 1.2 16V		Conventional	08.2003 >			CA472	CB442		0,30
1.6 16V		Conventional	08.2003 >			CA472	CB442		0,30
1.5 dCi	D	Conventional	08.2003 >			CA722	CB712		0,30
LEAF									
Electric	EV	Electric	11.2010 >						
MAXIMA II (J30)									
3.0 i		Conventional	10.1988 > 06.1994				CB604		0,20
MAXIMA QX (A32)									
2.0		Conventional	02.1995 > 08.2000				CB604		0,20

*podany czas wymiany należy traktować jako orientacyjny

Znalazłeś błąd w tabeli? Chciałbyś zaproponować inne zastosowanie? Czekamy na Twoje propozycje: pl.ekspert@eu.exide.com

Marka i model					Start-Stop	Tradycyjjne			
					Futura	Plus	Standard	(hour)*	s. 207
NISSAN									
MAXIMA QX (A32)									
2.5 V6 24V		Conventional	02.1995 > 08.2000			CB604		0,20	
3.0		Conventional	01.1995 > 08.2000			CB604		0,20	
MAXIMA QX (A33)									
2.0 V6 24V		Conventional	03.2000 > 11.2003			CB604		0,30	
2.5 V6 24V		Conventional	03.2000 > 11.2003			CB604		0,30	
3.0, 3.0 V6 24V		Conventional	04.1999 > 11.2003			CB604		0,30	
3.5		Conventional	08.2001 > 11.2003			CB604			
MICRA I (K10)									
1.0		Conventional	12.1982 > 05.1991			CB457		0,20	
1.2		Conventional	07.1986 > 07.1992			CB457		0,20	
MICRA II (K11)									
1.0, 1.0 i 16V		Conventional	01.1992 > 02.2003			CB456		0,20	
1.3 i 16V		Conventional	08.1992 > 09.2000			CB456		0,20	
1.4 i 16V		Conventional	09.2000 > 02.2003			CB456		0,20	
1.5 D	D	Conventional	02.1998 > 02.2003		CA612	CB602		0,30	
MICRA III (K12)									
1.0 16V		Conventional	01.2003 > 06.2010		CA472	CB442		0,30	
1.2 16V		Conventional	01.2003 > 06.2010		CA472	CB442		0,30	
1.4 16V		Conventional	01.2003 > 06.2010		CA472	CB442		0,30	
160 SR		Conventional	05.2005 > 06.2010		CA612	CB602		0,30	
1.5 dCi	D	Conventional	01.2003 > 06.2010		CA612	CB602		0,30	
MICRA C+C (K12)									
1.4 16V		Conventional	08.2005 >		CA472	CB442			
1.6 160 SR		Conventional	08.2005 >		CA612	CB602			
MICRA IV (K13)									
1.2		Conventional	05.2010 >						
1.2 DIG		Start-Stop	04.2011 >	CL600					
MURANO (Z50)									
3.5 4x4		Conventional	08.2003 >		CA754	CB704		0,30	
MURANO (Z51)									
2.5 4x4	D	Conventional	01.2010 >			CB605			
3.5, 3.5 4x4		Conventional	11.2007 >			CB604			
NAVARA (D40)									
2.5 dCi, 2.5 dCi 4WD	D	Conventional	10.2006 >		CA770	CB740			
3.0 dCi 4WD	D	Conventional	02.2010 >		CA955	CB955			
NOTE (E11)									
1.4		Conventional	03.2006 >		CA472	CB442			
1.6		Conventional	03.2006 >		CA472	CB442			
1.5 dCi	D	Conventional	03.2006 >		CA612	CB602			
NOTE									
1.2		Conventional	06.2013 >						
1.2 DIG		Start-Stop	06.2013 >	CL600					
1.5 dCi	D	Conventional	06.2013 >		CA640	CB620			
NP300									
2.5 dCi	D	Conventional	04.2008 >			CB802			
2.5 dCi 4x4	D	Conventional	04.2008 >		CA770	CB740			
NV200									
1.6 16V		Conventional	02.2010 >		CA640	CB620			
1.5 dci	D	Conventional	02.2010 >		CA640	CB620			
NV400									
2.3 dCi	D	Conventional	11.2011 >			CB1100			
PATHFINDER									
2.4, 2.4 All-wheel Drive		Conventional	07.1986 > 10.1995			CB605			
3.0 All-wheel Drive		Conventional	07.1986 > 08.1995			CB605			
PATHFINDER (R50)									
2.4		Conventional	09.1999 > 02.2002			CB605			

*podany czas wymiany należy traktować jako orientacyjny

Znalazłeś błąd w tabeli? Chciałbyś zaproponować inne zastosowanie? Czekamy na Twoje propozycje: pl.ekspert@eu.exide.com

Marka i model					Start-Stop	Tradycyjne			
						Futura	Plus	Standard	godziny*
NISSAN									
PATHFINDER (R50)									
3.3 V6 4WD		Conventional	09.1997 > 12.2004			CA755	CB705		
3.5 V6 4WD		Conventional	11.2000 > 12.2004			CA755	CB705		
2.7 TD 4WD	D	Conventional	09.1997 > 12.2004			CA955	CB955	CC905	
3.2 TD 4WD	D	Conventional	09.1997 > 12.2004			CA955	CB955	CC905	
PATHFINDER (R51)									
4.0 4WD		Conventional	09.2005 >			CA640	CB620		0,50
2.5 dCi, 2.5 dCi 4WD	D	Conventional	01.2005 >			CA770	CB740		0,50
3.0 dCi	D	Conventional	08.2010 >			CA955	CB955		
PATROL GR I (Y60, GR)									
4.2 CAT		Conventional	11.1988 > 02.1998			CA754	CB704		
4.2 Efi 4WD		Conventional	02.1988 > 12.1995			CA954	CB954	CC904	
2.8 TD	D	Conventional	09.1988 > 02.1998			CA954	CB954	CC904	
4.2 D	D	Conventional	11.1988 > 06.1997			CA954	CB954	CC904	
PATROL GR II Wagon (Y61)									
4.5 i		Conventional	06.1997 >			CA954	CB954		
4.8		Conventional	03.2000 >			CA954	CB954		
2.7 TD	D	Conventional	05.1998 > 06.2001			CA954	CB954		
2.8 TD, 2.8 TDiC	D	Conventional	06.1997 > 05.2000			CA954	CB954		0,30
3.0 D, 3.0 D AWD, 3.0 Dti	D	Conventional	05.2000 >			CA954	CB954		
3.2 D	D	Conventional	05.1998 > 06.2001			CA954	CB954		
4.2 D, 4.2 TD, 4.2 TDi	D	Conventional	06.1997 >			CA954	CB954		
PATROL Hardtop (K260)									
2.8		Conventional	05.1986 > 06.1990				CB705		
3.0		Conventional	03.1989 > 09.1993			CA754	CB704		
2.8 D, 2.8 TD	D	Conventional	05.1986 > 03.1996			CA954	CB954	CC904	
3.2 D	D	Conventional	08.1988 > 06.1990				CB954	CC904	
PATROL II (GU)									
3.0 D 4x4	D	Conventional	09.2007 >			CA954	CB954		
PATROL III (Y62)									
5.6		Conventional	04.2010 >				CB802		
PATROL Station Wagon (W260)									
2.8 D 4x4, 2.8 TD, 2.8 TD 4x4	D	Conventional	06.1989 > 11.1995			CA954	CB954		
3.2 D	D	Conventional	08.1988 > 06.1990				CB954	CC904	
PICK UP (D21)									
2.0		Conventional	09.1988 > 08.1991				CB605		
2.4, 2.4 4WD, 2.4 i 12V, 2.4 i 12V 4WD, 2.4 i 4WD		Conventional	01.1992 > 02.1998				CB605		
3.0, 3.0 i V6 4WD		Conventional	09.1985 > 02.1998			CA755	CB705		
2.5 D, 2.5 D 4WD	D	Conventional	03.1986 > 02.1998			CA755	CB705		
2.7 D 4WD, 2.7 TD, 2.7 TD 4WD	D	Conventional	08.1987 > 02.1998			CA755	CB705		
PICK UP (D22)									
2.0		Conventional	01.1997 > 08.2001				CB605		
2.4, 2.4 4WD, 2.4 i, 2.4 i 4WD		Conventional	01.1997 >				CB605		
2.5 D, 2.5 D 4WD, 2.5 Di, 2.5 Di 4WD, 2.5 TD 4WD	D	Conventional	02.1998 >			CA755	CB705		0,30
2.7 D, 2.7 TD, 2.7 TD 4WD	D	Conventional	01.1997 >			CA755	CB705		
2.8 D	D	Conventional	11.2001 >			CA755	CB705		
3.2 D 4WD, 3.2 TD	D	Conventional	01.1997 >			CA755	CB705		
PIXO (UA0)									
1.0		Conventional	06.2009 >				CB357		
PRAIRIE PRO (M11)									
2.0 i, 2.0 i 4x4		Conventional	10.1988 > 12.1992				CB604		
2.4 i, 2.4 i 4x4		Conventional	04.1992 > 07.1994				CB604		
PRIMASTAR (X83)									
2.0		Conventional	02.2003 >			CA900	CB800		0,20
dCi 80	D	Conventional	09.2002 >			CA900	CB800		0,20
dCi 90	D	Conventional	09.2006 >			CA900	CB800		0,20
dCi 100	D	Conventional	09.2002 >			CA900	CB800		0,20

*podany czas wymiany należy traktować jako orientacyjny

Znalazłeś błąd w tabeli? Chciałbyś zaproponować inne zastosowanie? Czekamy na Twoje propozycje: pl.ekspert@eu.exide.com

Marka i model				Start-Stop	Tradycyjjne			[hour]*	i s. 207
					Futura	Plus	Standard		
NISSAN									
PRIMASTAR (X83)									
dCi 115	D	Conventional	09.2008 >		CA900	CB800		0,20	
dCi 120	D	Conventional	09.2006 >		CA900	CB800		0,20	
dCi 140	D	Conventional	07.2003 >		CA900	CB800		0,30	
dCi 150	D	Conventional	09.2006 >		CA900	CB800		0,30	
PRIMERA (P10)									
1.6		Conventional	06.1990 > 01.1996		CA640	CB620		0,20	
2.0, 2.0 4x4, 2.0 16V, 2.0 16V 4x4, 2.0 i		Conventional	06.1990 > 01.1996		CA640	CB620		0,20	
2.0 GT, 2.0 GT 4x4		Conventional	06.1990 > 01.1996		CA640	CB620		0,20	
2.0 D	D	Conventional	01.1991 > 01.1996		CA770	CB740	CC700	0,20	
PRIMERA (P11)									
1.6 16V		Conventional	06.1996 > 12.2001		CA640	CB620		0,30	
1.8 16V		Conventional	08.1999 > 12.2001		CA640	CB620		0,30	
2.0, 2.0 16V		Conventional	06.1996 > 12.2001		CA640	CB620		0,30	
2.0 TD	D	Conventional	09.1996 > 12.2001		CA770	CB740	CC700	0,20	
PRIMERA (P12)									
1.6		Conventional	01.2002 >		CA640	CB620	CC550	0,30	
1.8		Conventional	03.2002 >		CA640	CB620	CC550	0,30	
2.0		Conventional	03.2002 >		CA640	CB620	CC550	0,30	
1.9 dCi	D	Conventional	08.2002 >		CA770	CB740		0,30	
2.2 dCi, 2.2 Di	D	Conventional	03.2002 >		CA770	CB740	CC700	0,30	
QASHQAI / QASHQAI +2 (J10, JJ10)									
1.6		Conventional	02.2007 > 10.2010		CA530	CB500			
1.6		Start-Stop	11.2010 >	CL600					
1.6		Conventional	11.2010 >		CA640	CB620			
2.0, 2.0 All-wheel Drive		Conventional	02.2007 >		CA640	CB620			
1.5 dCi	D	Conventional	02.2007 >		CA770	CB740			
1.6 dCi, 1.6 dCi All-wheel Drive	D	Start-Stop	10.2011 >	CK700					
2.0 dCi, 2.0 dCi All-wheel Drive	D	Conventional	02.2007 >		CA770	CB740			
QASHQAI II									
1.2 DIG-T		Start-Stop	02.2014 >	CK700					
1.5 dCi	D	Start-Stop	02.2014 >	CK700					
1.6 dCi, 1.6 dCi 4x4	D	Start-Stop	02.2014 >	CK700					
SERENA (C23M)									
1.6 16V		Conventional	02.1993 > 09.2001			CB605		0,20	
2.0 16V		Conventional	11.1992 > 09.2001			CB605		0,20	
2.0 D	D	Conventional	11.1992 > 09.2001		CA955	CB955	CC905	0,20	
2.3 D	D	Conventional	01.1995 > 09.2001		CA955	CB955	CC905	0,20	
SUNNY Coupe									
1.8		Conventional	11.1995 > 04.2001			CB604			
SUNNY III (N14)									
1.4 i, 1.4 i 16V		Conventional	10.1990 > 05.1995			CB454		0,20	
1.5		Conventional	10.1990 > 05.1995			CB454		0,20	
1.6 i, 1.6 i 16V		Conventional	10.1990 > 05.1995			CB454		0,20	
1.6 i 16V 4x4		Conventional	10.1992 > 05.1995			CB604		0,20	
2.0 GTI 16V, 2.0 GTI-R 4x4		Conventional	10.1990 > 05.1995			CB604		0,20	
2.0 D	D	Conventional	10.1990 > 05.1995		CA754	CB704	CC604	0,20	
TEANA I (J31)									
2.0		Conventional	10.2003 > 06.2008			CB604			
2.3		Conventional	10.2003 > 06.2008			CB604			
3.5		Conventional	10.2003 > 06.2008			CB604			
TEANA II (J32)									
2.3		Conventional	07.2008 >			CB802			
2.5		Conventional	07.2008 >			CB802			
3.5		Conventional	07.2008 >			CB802			
TERRANO I (WD21)									
2.4 i 4WD		Conventional	10.1987 > 02.1993			CB604			

*podany czas wymiany należy traktować jako orientacyjny

Znalazłeś błąd w tabeli? Chciałbyś zaproponować inne zastosowanie? Czekamy na Twoje propozycje: pl.ekspert@eu.exide.com

Marka i model		Start-Stop		Tradycyjne			Godziny*	
				Futura	Plus	Standard	s. 207	
NISSAN								
TERRANO I (WD21)								
3.0 i 4WD		Conventional	01.1990 > 12.1995	CA755	CB705		0,20	
2.7 TD 4WD	D	Conventional	02.1989 > 02.1996	CA754	CB704		0,20	
TERRANO II (R20)								
2.4 4WD		Conventional	05.1996 > 01.2002	CA640	CB620	CC550	0,30	
2.4 i 12V 4WD		Conventional	02.1993 > 06.1996		CB605		0,20	
3.3, 3.3 4WD		Conventional	10.1992 > 10.1997	CA955	CB955	CC905		
2.7 TD 4WD, 2.7 TDi 4WD	D	Conventional	02.1993 > 01.2002	CA955	CB955	CC905	0,30	
3.0 Di 4WD, 3.0 DiTD 4WD	D	Conventional	10.1997 >	CA955	CB955	CC905	0,30	
3.2 TDi 4WD	D	Conventional	10.1992 > 10.1997	CA955	CB955	CC905		
TIIDA								
1.5, 1.5 4x4		Conventional	05.2004 > 02.2007		CB454			
1.8		Conventional	05.2004 > 02.2007	CA640	CB620			
TIIDA (C11X)								
1.6		Conventional	09.2007 >		CB454			
1.8		Conventional	09.2007 >	CA640	CB620			
1.5 dCi	D	Conventional	09.2007 >	CA640	CB620			
TITAN								
5.6, 5.6 4x4		Conventional	10.2003 >	CA770	CB740			
TRADE								
2.0 D	D	Conventional	11.1986 > 10.1998	CA955	CB955	CC905		
2.3 D	D	Conventional	06.1996 > 10.2001	CA955	CB955	CC905		
2.7 TD	D	Conventional	11.1998 > 09.2004	CA955	CB955	CC905		
2.8 D	D	Conventional	12.1986 > 06.1994	CA955	CB955	CC905		
3.0	D	Conventional	01.1994 > 12.1998	CA955	CB955	CC905		
3.0 D, 3.0 TD, 3.0 TDiC	D	Conventional	04.1993 > 09.2004	CA955	CB955	CC905		
URVAN Box								
2.7 TD	D	Conventional	10.1995 > 08.2000	CA955	CB955	CC905		
URVAN (E24)								
2.0		Conventional	06.1986 > 05.1997		CB605			
2.4, 2.4 i		Conventional	05.1989 > 05.1997		CB605			
2.3 D	D	Conventional	01.1988 > 05.1997	CA755	CB705			
2.5 D	D	Conventional	12.1988 > 05.1997	CA955	CB955	CC905		
URVAN (E25)								
2.0		Conventional	10.2000 > 09.2002		CB605			
2.4		Conventional	05.2001 >		CB605			
URVAN (V2_)								
2.0		Conventional	10.2000 > 09.2002		CB605			
2.4		Conventional	05.2001 >		CB605			
3.0		Conventional	10.1995 > 08.2000		CB605			
VANETTE (C22)								
1.5		Conventional	10.1986 > 12.1995		CB605			
2.0		Conventional	07.1987 > 08.1994	CA755	CB705			
2.4 i		Conventional	10.1986 > 12.1995	CA755	CB705			
2.0 D	D	Conventional	10.1986 > 12.1995	CA755	CB705			
VANETTE CARGO (HC 23)								
1.6 i		Conventional	01.1996 >	CA755	CB705			
2.0 D	D	Conventional	01.1996 >	CA755	CB705			
2.3 D	D	Conventional	01.1996 >	CA755	CB705		0,20	
X-TRAIL (T30)								
2.0, 2.0 4x4		Conventional	07.2001 >		CB604		0,30	
2.0, 2.0 4x4		Conventional	09.2001 >	CA754	CB704		0,30	
2.5 4x4		Conventional	09.2002 >	CA754	CB704		0,30	
2.2 dCi, 2.2 Di 4x4, 2.2 dCi 4x4, 2.2 dCi FWD	D	Conventional	06.2001 >	CA754	CB704		0,30	
X-TRAIL (T31)								
2.0		Conventional	06.2007 >		CB604			
2.5		Conventional	06.2007 >		CB604			

*podany czas wymiany należy traktować jako orientacyjny

Znalazłeś błąd w tabeli? Chciałbyś zaproponować inne zastosowanie? Czekamy na Twoje propozycje: pl.ekspert@eu.exide.com

Marka i model				Start-Stop	Tradycyjjne					s. 207
					Futura	Plus				
NISSAN										
X-TRAIL (T31)										
2.0 dCi	D	Conventional	06.2007 >		CA754	CB704				
OPEL										
ADAM										
1.0 Ecotec Turbo, 1.0 SIDi		Start-Stop	04.2014 >	CK700						
1.2		Start-Stop	10.2012 >	CK700						
1.2		Conventional	10.2012 >		CA530	CB500				
1.4, 1.4 LPG		Start-Stop	10.2012 >	CK700						
1.4, 1.4 LPG		Conventional	10.2012 >		CA530	CB500				
AGILA (A) (H00)										
1.0, 1.0 12V		Conventional	09.2000 > 12.2007		CA472	CB442	CC412	0,40		
1.2 16V, 1.2 16V Twinport		Conventional	09.2000 > 12.2007		CA472	CB442	CC412	0,40		
1.3 CDTi	D	Conventional	08.2003 > 12.2007		CA612	CB602		0,40		
AGILA (B) (H08)										
1.0		Conventional	04.2008 >		CA472	CB442		0,40		
1.0		Start-Stop	07.2011 >	CL600				0,40		
1.2		Conventional	04.2008 >		CA472	CB442		0,40		
1.2		Start-Stop	11.2010 >	CL600				0,40		
1.3 CDTi	D	Conventional	04.2008 >		CA612	CB602		0,40		
ANTARA										
2.4, 2.4 4x4, 2.4 LPG		Conventional	05.2006 >		CA755	CB705				
3.0		Conventional	11.2010 >		CA755	CB705				
3.2 V6		Conventional	03.2007 >		CA755	CB705				
2.0 CDTi, 2.0 CDTi 4x4	D	Conventional	05.2006 >		CA955	CB955				
2.2 CDTi, 2.2 CDTi 4x4	D	Conventional	12.2010 >		CA955	CB955				
ARENA										
1.9 D	D	Conventional	01.1997 > 12.2001		CA770	CB740	CC700			
2.5 D	D	Conventional	01.1997 > 12.2001		CA770	CB740	CC700			
ASTRA F										
1.4, 1.4 i, 1.4 i 16V, 1.4 Si		Conventional	09.1991 > 01.1998		CA472	CB442	CC412	0,30		
1.6, 1.6 i, 1.6 i 16V, 1.6 Si		Conventional	09.1991 > 01.1998		CA472	CB442	CC412	0,30		
1.8 i, 1.8 i 16V		Conventional	09.1991 > 01.1998		CA472	CB442	CC412	0,30		
2.0 GSI 16V, 2.0 i, 2.0 i 16V		Conventional	09.1991 > 01.1998		CA612	CB602	CC542	0,30		
1.7 D, 1.7 TD, 1.7 TDS	D	Conventional	12.1991 > 01.1998		CA612	CB602	CC542	0,30		
ASTRA F Convertible (53_B)										
1.4 i 16V, 1.4 Si		Conventional	05.1993 > 03.2001		CA472	CB442	CC412	0,30		
1.6 i		Conventional	03.1993 > 03.2001		CA472	CB442	CC412	0,30		
1.8 i 16V		Conventional	11.1994 > 03.2001		CA472	CB442	CC412	0,30		
2.0 i		Conventional	03.1993 > 10.1994		CA612	CB602	CC542	0,30		
ASTRA G										
1.2 16V		Conventional	02.1998 > 01.2005		CA472	CB442	CC412	0,40		
1.4, 1.4 16V		Conventional	02.1998 > 12.2009		CA472	CB442	CC412	0,40		
1.6, 1.6 16V		Conventional	02.1998 > 12.2009		CA612	CB602		0,40		
1.8 16V		Conventional	02.1998 > 01.2005		CA612	CB602		0,40		
2.0 16V, 2.0 16V OPC, 2.0 OPC		Conventional	02.1998 > 01.2005		CA612	CB602		0,40		
2.2 16V		Conventional	03.2001 > 01.2005		CA612	CB602		0,40		
1.7 CDTi, 1.7 DTi 16V, 1.7 TD	D	Conventional	02.1998 > 01.2005		CA612	CB602		0,40		
2.0 DI, 2.0 DTi 16V	D	Conventional	02.1998 > 01.2005		CA722	CB712		0,40		
2.2 DTi	D	Conventional	09.2002 > 01.2005		CA722	CB712		0,40		
ASTRA G Convertible										
1.6, 1.6 16V		Conventional	03.2001 > 10.2005		CA612	CB602		0,40		
1.8 16V		Conventional	03.2001 > 10.2005		CA612	CB602		0,40		
2.0 16V Turbo, 2.0 OPC		Conventional	03.2002 > 10.2005		CA612	CB602		0,40		
2.2 16V		Conventional	03.2001 > 10.2005		CA612	CB602		0,40		
2.2 DTi	D	Conventional	09.2002 > 10.2005		CA722	CB712	CC652	0,40		
ASTRA G Coupe (F07_)										
1.6 16V		Conventional	03.2000 > 05.2005		CA612	CB602		0,40		

*podany czas wymiany należy traktować jako orientacyjny

Znalazłeś błąd w tabeli? Chciałbyś zaproponować inne zastosowanie? Czekamy na Twoje propozycje: pl.ekspert@eu.exide.com

Marka i model					Start-Stop	Tradycyjne			
						Futura	Plus	Standard	(godziny)*
OPEL									
ASTRA G Coupe (F07_)									
1.8 16V		Conventional	03.2000 > 05.2005			CA612	CB602		0,40
2.0 16V Turbo		Conventional	09.2000 > 05.2005			CA612	CB602		0,40
2.2 16V		Conventional	09.2000 > 05.2005			CA612	CB602		0,40
2.2 DTI	D	Conventional	09.2002 > 05.2005			CA722	CB712		0,40
ASTRA H									
1.2		Conventional	08.2005 >			CA472	CB442		0,40
1.4		Conventional	03.2004 >			CA472	CB442		0,40
1.4, 1.4 LPG		Conventional	04.2004 >			CA612	CB602		0,40
1.6, 1.6 Turbo		Conventional	03.2004 >			CA612	CB602		0,40
1.8		Conventional	03.2004 >			CA612	CB602		0,40
2.0 Turbo		Conventional	03.2004 >			CA612	CB602		0,40
1.3 CDTI	D	Conventional	08.2005 >			CA612	CB602		0,40
1.7 CDTI	D	Conventional	03.2004 >			CA612	CB602		0,40
1.9 CDTI, 1.9 CDTI 16V	D	Conventional	04.2004 >			CA722	CB712		0,40
ASTRA H GTC									
1.2		Conventional	08.2005 >			CA472	CB442		0,40
1.4		Conventional	03.2005 >			CA612	CB602		0,40
1.4		Conventional	03.2005 >			CA472	CB442		0,40
1.6, 1.6 Turbo		Conventional	03.2005 >			CA612	CB602		0,40
1.8		Conventional	03.2005 >			CA612	CB602		0,40
2.0 Turbo		Conventional	03.2005 >			CA612	CB602		0,40
1.3 CDTI	D	Conventional	04.2005 >			CA612	CB602		0,40
1.7 CDTi	D	Conventional	03.2005 >			CA612	CB602		0,40
1.9 CDTI	D	Conventional	01.2006 >			CA722	CB712		0,40
1.9 CDTI, 1.9 CDTI 16V	D	Conventional	03.2005 >			CA722	CB712		0,40
ASTRA H TwinTop									
1.6, 1.6 Turbo		Conventional	09.2005 >			CA612	CB602		0,40
1.8		Conventional	09.2005 >			CA612	CB602		0,40
2.0 Turbo		Conventional	09.2005 >			CA612	CB602		0,40
1.9 CDTi	D	Conventional	09.2005 >			CA722	CB712		0,40
ASTRA J									
1.4, 1.4 LPG		Conventional	12.2009 >			CA612	CB602		
1.4 Turbo		Start-Stop	12.2009 >		CK700				
1.4 Turbo		Conventional	12.2009 >			CA612	CB602		
1.6, 1.6 LPG		Conventional	12.2009 >			CA612	CB602		
1.6 Turbo (180hp)		Conventional	12.2009 > 12.2012			CA612	CB602		
1.6 SIDI		Start-Stop	12.2012 >		CK700				
1.6 SIDI		Conventional	12.2012 >			CA612	CB602		
1.3 CDTI	D	Start-Stop	12.2009 >		CL600				
1.3 CDTI	D	Conventional	12.2009 >			CA612	CB602		
1.7 CDTI	D	Start-Stop	12.2009 >		CL700				
1.7 CDTI	D	Conventional	12.2009 >			CA612	CB602		
2.0 CDTI	D	Conventional	12.2009 >			CA722	CB712		
2.0 CDTI	D	Start-Stop	06.2011 >		CK700				
2.0 BiTurbo CDTI	D	Start-Stop	12.2012 >		CK700				
ASTRA GTC J									
1.4		Conventional	10.2011 >			CA612	CB602		
1.4 Turbo		Start-Stop	10.2011 >		CK700				
1.4 Turbo		Conventional	10.2011 >			CA612	CB602		
1.6 Turbo (180hp)		Conventional	10.2011 >			CA612	CB602		
1.6 SIDI (170hp)		Start-Stop	12.2012 >		CK700				
1.6 SIDI (170hp)		Conventional	12.2012 >			CA612	CB602		
1.6 SIDI (200hp)		Start-Stop	07.2013 >		CK700				
1.8		Conventional	10.2011 >			CA612	CB602		
2.0 OPC		Start-Stop	04.2012 >		CK700				
1.7 CDTI	D	Start-Stop	10.2011 >		CK700				

*podany czas wymiany należy traktować jako orientacyjny

Znalazłeś błąd w tabeli? Chciałbyś zaproponować inne zastosowanie? Czekamy na Twoje propozycje: pl.ekspert@eu.exide.com

Marka i model				Start-Stop	Tradycyjjne			Standard	i s. 207
					Futura	Plus			
OPEL									
ASTRA GTC J									
2.0 BiTurbo CDTI, 2.0 CDTI	D	Start-Stop	10.2011 >	CK700					
CALIBRA A (85_)									
2.0 i, 2.0 i 16V, 2.0 i 16V 4x4		Conventional	06.1990 > 07.1997		CA612	CB602	CC542	0,30	
2.0 i 4x4, 2.0 i Turbo 4x4		Conventional	06.1990 > 07.1997		CA612	CB602	CC542	0,30	
2.5 i V6		Conventional	04.1993 > 07.1997		CA612	CB602	CC542	0,30	
CAMPO (TF_)									
2.3, 2.3 4x4		Conventional	08.1991 > 09.1996		CA722	CB712	CC652	0,40	
2.2 D, 2.2 D 4x4	D	Conventional	08.1987 > 09.1996		CA722	CB712	CC652	0,40	
2.5 D, 2.5 D 4x4	D	Conventional	08.1991 > 06.1994		CA722	CB712	CC652	0,40	
2.5 TD, 2.5 TD 4x4, 2.5 DTI, 2.5 DTI 4x4	D	Conventional	07.1994 >		CA722	CB712	CC652	0,40	
3.1 TD, 3.1 TD 4x4	D	Conventional	12.1992 >		CA722	CB712	CC652	0,40	
CASCADA (W13)									
1.4, 1.4 Turbo		Start-Stop	03.2013 >	CK700					
1.6 SIDI		Start-Stop	03.2013 >	CK700					
2.0 CDTI, 2.0 BiTurbo CDTI	D	Start-Stop	03.2013 >	CK700					
COMBO (71_)									
1.2		Conventional	07.1994 > 10.2001		CA472	CB442	CC412	0,50	
1.4, 1.4 16V		Conventional	07.1994 > 10.2001		CA472	CB442	CC412	0,50	
1.7 D	D	Conventional	07.1994 > 10.2001		CA612	CB602	CC542	0,50	
COMBO (C)									
1.4		Conventional	10.2004 >		CA472	CB442	CC412	0,60	
1.6, 1.6 CNG		Conventional	10.2001 >		CA472	CB442	CC412	0,60	
1.3 CDTI 16V	D	Conventional	10.2004 >		CA612	CB602	CC542	0,60	
1.7 CDTI 16V, 1.7 DI 16V, 1.7 DTI 16V	D	Conventional	10.2001 >		CA612	CB602	CC542	0,60	
COMBO (X12)									
1.4, 1.4 CNG		Conventional	02.2012 >		CA612	CB602			
1.3 CDTI	D	Start-Stop	02.2012 >	CL600					
1.3 CDTI	D	Conventional	02.2012 >		CA612	CB602			
1.6 CDTI	D	Conventional	02.2012 >		CA722	CB712			
2.0 CDTI	D	Conventional	02.2012 >		CA722	CB712			
CORSA A									
1.0		Conventional	09.1982 > 03.1993			CB442	CC412	0,30	
1.2, 1.2 i, 1.2 N, 1.2 S		Conventional	09.1982 > 03.1993			CB442	CC412	0,30	
1.3, 1.3 i, 1.3 S		Conventional	09.1982 > 09.1990			CB442	CC412	0,30	
1.4 i, 1.4 S, 1.4 Si		Conventional	01.1985 > 03.1993			CB442	CC412	0,30	
1.6 GSI, 1.6 GSI CAT		Conventional	05.1988 > 03.1993			CB442	CC412	0,30	
1.5 D, 1.5 TD	D	Conventional	09.1987 > 03.1993		CA612	CB602	CC542	0,30	
CORSA B									
1.0 i 12V		Conventional	11.1996 > 09.2000		CA472	CB442	CC412	0,50	
1.2 i, 1.2 i 16V		Conventional	03.1993 > 09.2000		CA472	CB442	CC412	0,50	
1.4, 1.4 i, 1.4 i 16V, 1.4 Si		Conventional	03.1993 > 09.2000		CA472	CB442	CC412	0,50	
1.6 GSI 16V, 1.6 i 16V		Conventional	03.1993 > 09.2000		CA472	CB442	CC412	0,50	
1.5 D, 1.5 TD	D	Conventional	03.1993 > 09.2000		CA612	CB602	CC542	0,50	
1.7 D	D	Conventional	02.1996 > 09.2000		CA612	CB602	CC542	0,50	
CORSA C									
1.0		Conventional	09.2000 > 12.2009		CA472	CB442	CC412	0,60	
1.2, 1.2 Twinport		Conventional	09.2000 > 12.2009		CA472	CB442	CC412	0,60	
1.4, 1.4 Twinport		Conventional	09.2000 > 12.2009		CA472	CB442	CC412	0,60	
1.6 CNG		Conventional	05.2003 > 12.2009		CA612	CB602		0,60	
1.8		Conventional	09.2000 > 12.2009		CA612	CB602		0,60	
1.3 CDTI	D	Conventional	06.2003 > 12.2009		CA612	CB602		0,60	
1.7 CDTI, 1.7 DI, 1.7 DTI	D	Conventional	09.2000 > 12.2009		CA612	CB602		0,60	
CORSA D									
1.0		Conventional	07.2006 >		CA530	CB440		0,40	
1.2, 1.2 LPG		Conventional	07.2006 >		CA530	CB500		0,40	
1.4, 1.4 LPG		Conventional	07.2006 >		CA530	CB500		0,40	

*podany czas wymiany należy traktować jako orientacyjny

Znalazłeś błąd w tabeli? Chciałbyś zaproponować inne zastosowanie? Czekamy na Twoje propozycje: pl.ekspert@eu.exide.com

Marka i model					Start-Stop	Tradycyjne			
						Futura	Plus	Standard	(godziny)*
OPEL									
CORSA D									
1.4 (120hp)		Start-Stop	07.2012 >		CK700				0,40
1.4 (120hp)		Conventional	07.2012 >			CA612	CB602		0,40
1.6 Turbo, ST, OPC		Conventional	02.2007 >			CA612	CB602		0,40
1.3 CDTI	D	Conventional	07.2006 >			CA722	CB712		0,40
1.3 CDTI (95hp)	D	Start-Stop	06.2010 >		CL600				0,40
1.3 CDTI (95hp)	D	Conventional	06.2010 >			CA530	CB500		0,40
1.7 CDTI	D	Conventional	07.2006 >			CA722	CB712		0,40
FRONTERA A (5_MWL4)									
2.2 i		Conventional	03.1995 > 10.1998			CA770	CB740	CC700	0,30
2.4 i		Conventional	03.1992 > 10.1998			CA770	CB740	CC700	0,30
2.3 TD	D	Conventional	03.1992 > 10.1998			CA770	CB740	CC700	0,30
2.5 TDS	D	Conventional	09.1996 > 10.1998			CA770	CB740	CC700	0,40
2.8 TD	D	Conventional	03.1995 > 10.1998			CA770	CB740	CC700	0,30
FRONTERA A Sport (5_SUD2)									
2.0 i		Conventional	03.1992 > 10.1998			CA770	CB740	CC700	0,30
2.5 TDS	D	Conventional	09.1996 > 10.1998			CA770	CB740	CC700	0,40
2.8 TD	D	Conventional	03.1995 > 08.1996			CA770	CB740	CC700	0,30
FRONTERA B (6B_)									
2.2 i		Conventional	10.1998 >			CA640	CB620		0,40
3.2 i		Conventional	10.1998 >			CA770	CB740		0,40
2.2 DTI	D	Conventional	10.1998 >			CA770	CB740		0,40
GT Convertible									
2.0		Conventional	06.2007 >			CA722	CB712		
INSIGNIA									
1.4, 1.4 LPG		Conventional	04.2011 >			CA612	CB602		0,60
1.6		Conventional	07.2008 >			CA612	CB602		0,60
1.6 SIDI (170hp)		Start-Stop	03.2013 >		CK700				0,60
1.6 Turbo (180hp)		Conventional	07.2008 >			CA612	CB602		0,60
1.8		Conventional	07.2008 >			CA612	CB602		0,60
2.0 Turbo, 2.0 E85 Turbo, 2.0 Turbo 4x4		Start-Stop	07.2008 >		CK700				0,60
2.0 Turbo, 2.0 E85 Turbo, 2.0 Turbo 4x4		Conventional	07.2008 >			CA722	CB712		0,60
2.8 V6 Turbo 4x4, 2.8 V6 Turbo OPC 4x4		Conventional	07.2008 >			CA722	CB712		0,60
2.0 CDTI	D	Start-Stop	07.2008 >		CL800				0,60
2.0 CDTI	D	Conventional	07.2008 >			CA900	CB800		0,60
2.0 CDTI	D	Conventional	03.2012 >				CB802		0,60
2.0 CDTI	D	Start-Stop	07.2013 >		CK800				0,60
2.0 CDTI	D	Conventional	07.2013 >			CA722	CB712		0,60
2.0 CDTI 4x4	D	Start-Stop	06.2010 >		CL800				0,60
2.0 CDTI 4x4	D	Conventional	06.2010 >			CA900	CB800		0,60
2.0 Biturbo CDTI, 2.0 Biturbo CDTI 4x4	D	Start-Stop	01.2012 >		CL800				0,60
2.0 Biturbo CDTI, 2.0 Biturbo CDTI 4x4	D	Conventional	07.2008 >			CA900	CB800		0,60
INSIGNIA Sports Tourer									
1.4, 1.4 LPG		Start-Stop	09.2011 >		CK700				0,60
1.4 LPG		Conventional	07.2012 >			CA612	CB602		0,60
1.6		Conventional	07.2008 >			CA612	CB602		0,60
1.6 SIDI		Start-Stop	03.2013 >		CK700				0,60
1.6 Turbo		Conventional	01.2009 >			CA612	CB602		0,60
1.8		Conventional	07.2008 >			CA612	CB602		0,60
2.0 Turbo, 2.0 E85 Turbo, 2.0 Turbo 4x4		Start-Stop	07.2008 >		CK700				0,60
2.0 Turbo, 2.0 E85 Turbo, 2.0 Turbo 4x4		Conventional	07.2008 >			CA722	CB712		0,60
2.8 V6 Turbo 4x4, 2.8 V6 Turbo OPC 4x4		Conventional	10.2008 >			CA722	CB712		0,60
2.0 CDTI	D	Start-Stop	07.2008 >		CL800				0,60
2.0 CDTI	D	Conventional	07.2008 >			CA900	CB800		0,60
2.0 CDTI	D	Conventional	03.2012 >				CB802		0,60
2.0 CDTI, 2.0 CDTI 4x4	D	Start-Stop	07.2013 >		CK800				0,60
2.0 CDTI, 2.0 CDTI 4x4	D	Conventional	07.2013 >			CA722	CB712		0,60

*podany czas wymiany należy traktować jako orientacyjny

Znalazłeś błąd w tabeli? Chciałbyś zaproponować inne zastosowanie? Czekamy na Twoje propozycje: pl.ekspert@eu.exide.com

Marka i model				Start-Stop	Tradycyjne			Standard	(hour)*	i s. 207
					Futura	Plus				
OPEL										
INSIGNIA Sports Tourer										
2.0 CDTI 4x4	D	Start-Stop	06.2010 >	CL800					0,60	
2.0 CDTI 4x4	D	Conventional	06.2010 >		CA900	CB800			0,60	
2.0 Biturbo CDTI, 2.0 Biturbo CDTI 4x4	D	Start-Stop	01.2012 >	CL800					0,60	
2.0 Biturbo CDTI, 2.0 Biturbo CDTI 4x4	D	Conventional	07.2008 >		CA900	CB800			0,60	
MERIVA										
1.4 16V Twinport		Conventional	07.2004 > 05.2010		CA612	CB602			0,40	
1.6, 1.6 16V, 1.6 Turbo		Conventional	05.2003 > 05.2010		CA612	CB602			0,40	
1.8		Conventional	05.2003 > 05.2010		CA612	CB602			0,40	
1.3 CDTI	D	Conventional	09.2003 > 05.2010		CA722	CB712			0,40	
1.7 CDTI, 1.7 DTI	D	Conventional	09.2003 > 05.2010		CA722	CB712			0,40	
MERIVA B										
1.4		Start-Stop	06.2010 >	CK700						
1.4		Conventional	06.2010 >		CA612	CB602				
1.4 LPG		Conventional	06.2011 >		CA612	CB602				
1.3 CDTI	D	Start-Stop	06.2010 >	CL600						
1.3 CDTI	D	Conventional	06.2010 >		CA612	CB602				
1.6 CDTI	D	Start-Stop	06.2010 >	CK700						
1.7 CDTI	D	Start-Stop	06.2010 >	CK700						
1.7 CDTI	D	Conventional	06.2010 >		CA722	CB712				
MOKKA										
1.4, 1.4 4x4		Start-Stop	06.2012 >	CK700						
1.6		Start-Stop	06.2012 >	CK700						
1.8, 1.8 4x4		Conventional	01.2013 >		CA640	CB620				
1.7 CDTI	D	Start-Stop	06.2012 >	CK700						
1.7 CDTI	D	Conventional	06.2012 >		CA612	CB602				
1.7 CDTI 4x4	D	Start-Stop	06.2012 >	CK700						
MONTEREY A										
3.2		Conventional	06.1992 > 07.1998			CB604			0,40	
3.1 TD	D	Conventional	09.1991 > 07.1998		CA754	CB704	CC604		0,40	
MONTEREY B										
3.5 V6 24V		Conventional	07.1998 > 08.1999			CB604			0,20	
3.0 DTI	D	Conventional	07.1998 > 08.1999		CA754	CB704	CC604		0,20	
MOVANO										
1.9 DTI	D	Conventional	09.2000 >		CA1000	CB950	CC900		0,40	
2.2 DTI	D	Conventional	09.2000 >		CA1000	CB950	CC900		0,40	
2.5 D, 2.5 CDTI	D	Conventional	01.1999 >		CA1000	CB950	CC900		0,60	
2.8 DTI	D	Conventional	01.1999 > 10.2001		CA1000	CB950	CC900		0,40	
3.0 DTI	D	Conventional	10.2003 >		CA1000	CB950	CC900		0,60	
MOVANO B										
2.3 CDTI [RWD]	D	Conventional	05.2010 >		CA1000	CB950				
2.3 CDTI FWD	D	Conventional	05.2010 >		CA1000	CB950				
OMEGA A										
1.8, 1.8 S		Conventional	09.1986 > 03.1994		CA612	CB602	CC542		0,40	
2.0, 2.0 i		Conventional	09.1986 > 04.1994		CA612	CB602	CC542		0,40	
2.4 i		Conventional	09.1988 > 03.1994		CA612	CB602	CC542		0,40	
2.6 i		Conventional	09.1990 > 03.1994		CA612	CB602	CC542		0,40	
3.0, 3.0 CAT, 3.0 24V		Conventional	03.1987 > 03.1994		CA722	CB712	CC652		0,40	
3.6 24V Lotus		Conventional	08.1990 > 09.1992		CA722	CB712	CC652		0,40	
2.3 D, 2.3 TD, 2.3 TD Interc.	D	Conventional	10.1986 > 03.1994		CA722	CB712	CC652		0,40	
OMEGA B										
2.0, 2.0 16V		Conventional	05.1994 > 12.2000		CA612	CB602	CC542		0,50	
2.2 16V		Conventional	09.1999 > 07.2003		CA612	CB602			0,50	
2.5 V6		Conventional	03.1994 > 09.2000		CA722	CB712	CC652		0,50	
2.6 V6		Conventional	09.2000 > 07.2003		CA722	CB712	CC652		0,50	
3.0 V6		Conventional	04.1994 > 02.2001		CA722	CB712	CC652		0,50	
3.2 V6		Conventional	02.2001 > 07.2003		CA722	CB712	CC652		0,50	

*podany czas wymiany należy traktować jako orientacyjny

Znalazłeś błąd w tabeli? Chciałbyś zaproponować inne zastosowanie? Czekamy na Twoje propozycje: pl.ekspert@eu.exide.com

Marka i model					Start-Stop	Tradycyjne			
						Futura	Plus	Standard	(godziny)*
OPEL									
OMEGA B									
2.0 DTI 16V	D	Conventional	09.1997 > 09.2000			CA722	CB712	CC652	0,50
2.2 DTI 16V	D	Conventional	09.2000 > 07.2003			CA722	CB712	CC652	0,50
2.5 D	D	Conventional	05.1994 > 05.1999			CA722	CB712	CC652	0,50
2.5 DTI, 2.5 TD	D	Conventional	04.1994 > 07.2003				CB802		0,50
SIGNUM									
1.8	P	Conventional	06.2003 > 05.2008			CA612	CB602		0,40
2.0 i Turbo	P	Conventional	01.2002 > 10.2008			CA722	CB712		0,40
2.2 i	P	Conventional	05.2003 > 05.2008			CA722	CB712		0,40
2.8 V6 Turbo	P	Conventional	04.2002 > 05.2008			CA722	CB712		0,40
3.2 V6	P	Conventional	05.2003 > 05.2008			CA722	CB712		0,40
1.9 CDTI, 1.9 CDTI 16V	D	Conventional	04.2004 > 03.2008			CA722	CB712		0,40
2.0 DTI	D	Conventional	05.2003 > 05.2008			CA722	CB712		0,40
2.2 DTI	D	Conventional	05.2003 > 05.2008			CA722	CB712		0,40
3.0 CDTI, 3.0 V6 CDTI	D	Conventional	04.2002 > 05.2008			CA722	CB712		0,40
SINTRA									
2.2 i 16 V	P	Conventional	11.1996 > 04.1999			CA612	CB602	CC542	0,70
3.0 i 24V	P	Conventional	11.1996 > 04.1999			CA612	CB602	CC542	0,70
2.2 DTI	D	Conventional	07.1997 > 04.1999			CA722	CB712	CC652	0,70
SPEEDSTER									
2.0	P	Conventional	10.2003 > 09.2006			CA612	CB602		
TIGRA TwinTop									
1.4	P	Conventional	06.2004 > 08.2009			CA472	CB442		0,60
1.8	P	Conventional	06.2004 > 08.2009			CA472	CB442		0,60
1.3 CDTI	D	Conventional	06.2004 > 08.2009			CA612	CB602		0,60
VECTRA A									
1.6, 1.6 i, 1.6 S	E	Conventional	09.1988 > 11.1995			CA472	CB442	CC412	
1.8 S, 1.8 S 4x4, 1.87 i KAT	E	Conventional	09.1988 > 11.1995			CA612	CB602	CC542	
2.0, 2.0 i, 2.0 i 16V, 2000/GT 16V, 2.0 i Turbo 4x4	E	Conventional	09.1988 > 11.1995			CA612	CB602	CC542	
2.5 V6	E	Conventional	09.1988 > 11.1995			CA612	CB602	CC542	
1.7 D, 1.7 TD, 1.7 TDS	D	Conventional	09.1988 > 11.1995			CA722	CB712	CC652	
VECTRA B									
2.0 i, 2.0 i 16V	P	Conventional	10.1995 > 03.2002			CA612	CB602		0,40
2.2 i 16V	P	Conventional	08.1995 > 10.2001			CA612	CB602	CC542	0,40
2.5 i GSi	P	Conventional	11.1996 > 08.2000			CA612	CB602	CC542	0,40
2.6 i V6	P	Conventional	09.2000 > 03.2002			CA612	CB602		0,40
1.7 TD	D	Conventional	11.1996 > 12.1997			CA612	CB602	CC542	0,40
VECTRA C									
1.6, 1.6 16V	P	Conventional	06.2004 > 07.2008			CA640	CB620		0,40
1.8, 1.8 16V	P	Conventional	04.2002 > 07.2008			CA640	CB620		0,40
2.0 16V Turbo	P	Conventional	01.2000 > 10.2008			CA640	CB620		0,40
2.2 16V, 2.2 direct	P	Conventional	01.2002 > 10.2008			CA640	CB620		0,50
2.8 V6 Turbo	P	Conventional	08.2005 > 07.2008			CA770	CB740		0,40
3.2 V6	P	Conventional	06.2003 > 07.2008			CA770	CB740		0,40
1.9 CDTI, 1.9 CDTI 16V	D	Conventional	04.2002 > 09.2008			CA722	CB712	CC652	0,40
2.0 DTI 16V	D	Conventional	04.2002 > 10.2008			CA722	CB712	CC652	0,40
2.2 DTI 16V	D	Conventional	04.2002 > 10.2008			CA722	CB712	CC652	0,40
3.0 CDTi, 3.0 V6 CDTI	D	Conventional	06.2003 > 07.2008				CB802		0,40
3.2 V6	P	Conventional	05.2003 > 05.2008			CA722	CB712		0,40
1.9 CDTI, 1.9 CDTI 16V	D	Conventional	04.2004 > 03.2008			CA722	CB712		0,40
2.0 DTI	D	Conventional	05.2003 > 05.2008			CA722	CB712		0,40
2.2 DTI	D	Conventional	05.2003 > 05.2008			CA722	CB712		0,40
3.0 CDTi, 3.0 V6 CDTI	D	Conventional	04.2002 > 05.2008			CA722	CB712		0,40

*podany czas wymiany należy traktować jako orientacyjny

Znalazłeś błąd w tabeli? Chciałbyś zaproponować inne zastosowanie? Czekamy na Twoje propozycje: pl.ekspert@eu.exide.com

Marka i model					Start-Stop	Tradycyjjne					
						Futura	Plus	Standard	(hour)*	s. 207	
OPEL											
VIVARO											
2.0 16V, 2.0 ECOTEC		Conventional	08.2001 >			CA770	CB740	CC700			
1.9 DI, 1.9 DTI	D	Conventional	08.2001 > 12.2006			CA770	CB740	CC700	0,50		
2.0 CDTI	D	Conventional	01.2006 >			CA770	CB740	CC700	0,60		
2.5 DTI	D	Conventional	04.2004 >			CA1000	CB950		0,60		
2.5 CDTI	D	Conventional	08.2006 >			CA1000	CB950		0,60		
ZAFIRA A (F75_)											
1.6 16V, 1.6 CNG		Conventional	04.1999 > 06.2005			CA472	CB442	CC412	0,40		
1.8 16V		Conventional	04.1999 > 06.2005			CA472	CB442	CC412	0,40		
2.0 OPC		Conventional	09.2001 > 06.2005			CA612	CB602		0,40		
2.2 16V		Conventional	09.2000 > 06.2005			CA612	CB602		0,40		
2.0 DI 16V, 2.0 DTI, 2.0 DTI 16V	D	Conventional	10.1999 > 06.2005			CA722	CB712	CC652	0,40		
2.2 DTI 16V	D	Conventional	01.2002 > 06.2005			CA722	CB712	CC652	0,40		
ZAFIRA B (A05)											
1.6, 1.6 CNG, 1.6 CNG Turbo		Conventional	07.2005			CA472	CB442		0,40		
1.8 (Z18)		Conventional	07.2005			CA472	CB442		0,40		
1.8 (A18)		Conventional	06.2013			CA612	CB602		0,40		
2.0, 2.0 Turbo		Conventional	07.2005			CA612	CB602		0,40		
2.2		Conventional	07.2005			CA612	CB602		0,40		
1.7 CDTI	D	Conventional	01.2008			CA640	CB620		0,40		
1.9 CDTI	D	Conventional	07.2005			CA722	CB712		0,40		
ZAFIRA C (P12)											
1.4, 1.4 LPG		Conventional	10.2011			CA612	CB602				
1.4		Start-Stop	10.2011		CK700						
1.6 CNG		Conventional	10.2011			CA612	CB602				
1.6 SIDI		Start-Stop	12.2012		CK700						
1.8		Conventional	10.2011			CA612	CB602				
1.8 LPG		Conventional	10.2011			CA722	CB712				
1.6 CDTI	D	Start-Stop	02.2013		CK700						
2.0 CDTi	D	Conventional	10.2011			CA722	CB712				
2.0 CDTi	D	Start-Stop	10.2011		CK700						
2.0 BiTurbo CDTI	D	Start-Stop	01.2013		CK700						
PEUGEOT											
1007											
1.4		Conventional	04.2005 >			CA530	CB500				
1.4 16V		Conventional	10.2005 >			CA530	CB500				
1.6 16V		Conventional	04.2005 >			CA530	CB500				
1.4 HDi	D	Conventional	04.2005 >			CA640	CB620				
1.6 HDi	D	Conventional	06.2007 >			CA640	CB620				
106 I											
1.0		Conventional	09.1991 > 04.1996			CA530	CB440	CC400	0,10		
1.1		Conventional	09.1991 > 04.1996			CA530	CB440	CC400	0,10		
1.3		Conventional	10.1993 > 04.1996			CA530	CB500	CC440	0,10		
1.4		Conventional	08.1991 > 04.1996			CA530	CB500	CC440	0,10		
1.6		Conventional	06.1993 > 04.1996			CA530	CB500	CC440	0,10		
1.4 D	D	Conventional	09.1992 > 04.1996			CA640	CB620	CC550	0,10		
1.5 D	D	Conventional	06.1994 > 04.1996			CA640	CB620	CC550	0,10		
106 II											
1.0 i		Conventional	05.1996 >			CA530	CB440	CC400	0,10		
1.1 i		Conventional	05.1996 >			CA530	CB440	CC400	0,10		
1.4 i		Conventional	05.1996 >			CA530	CB500	CC440	0,10		
1.6 i, 1.6 S16		Conventional	05.1996 >			CA530	CB500	CC440	0,10		

*podany czas wymiany należy traktować jako orientacyjny

Znalazłeś błąd w tabeli? Chciałbyś zaproponować inne zastosowanie? Czekamy na Twoje propozycje: pl.ekspert@eu.exide.com

Marka i model     Start-Stop  Tradycyjne  Futura Plus Standard  (godziny)*  s. 207

PEUGEOT									
106 II									
Electric	EV	Electric	04.1996 > 07.2004			(EB320)			
1.5 D	D	Conventional	05.1996 >		CA640	CB620	CC550	0,10	
107									
1.0		Conventional	06.2005 >		CA530	CB440		0,30	
1.4 HDi	D	Conventional	06.2005 >		CA530	CB500		0,30	
205 I Convertible									
1.1 CJ		Conventional	10.1989 > 12.1994		CA530	CB500	CC440	0,10	
1.4, 1.4 CJ, 1.4 CJ CAT, 1.4 CT		Conventional	08.1987 > 12.1994		CA530	CB500		0,10	
1.6, 1.6 CJ, 1.6 CTI		Conventional	08.1987 > 12.1994		CA530	CB500	CC440	0,10	
1.9, 1.9 Cti		Conventional	05.1986 > 12.1994		CA530	CB500	CC440	0,10	
205 II									
1.0		Conventional	10.1987 > 09.1998		CA530	CB500	CC440	0,10	
1.1		Conventional	10.1987 > 09.1998		CA530	CB500	CC440	0,10	
1.2		Conventional	01.1987 > 12.1990			CB500	CC440	0,10	
1.3, 1.3 Rallye		Conventional	10.1987 > 07.1992			CB500	CC440	0,10	
1.4, 1.4 CAT		Conventional	01.1987 > 09.1998		CA530	CB500	CC440	0,10	
1.6, 1.6 Aut., 1.6 GTX, 1.6 GTI		Conventional	01.1987 > 09.1998		CA530	CB500		0,10	
1.9, 1.9 GTI, 1.9 GTI CAT		Conventional	10.1987 > 09.1998		CA530	CB500	CC440	0,10	
1.7 Diesel, 1.7 TD, 1.8 XDT	D	Conventional	07.1987 > 09.1998		CA640	CB620	CC550	0,10	
1.9 Diesel	D	Conventional	10.1987 > 09.1998		CA640	CB620	CC550	0,10	
206									
1.1, 1.1 i		Conventional	08.1998 >		CA530	CB500	CC440	0,30	
1.4 16V, 1.4 i, 1.4 LPG		Conventional	09.1998 >		CA530	CB500	CC440	0,30	
1.6 16V, 1.6 i		Conventional	09.1998 >		CA530	CB500	CC440	0,30	
2.0 RC, 2.0 S16		Conventional	04.1999 >		CA640	CB620	CC550	0,30	
1.4 HdI, 1.4 HDi eco 70	D	Conventional	09.2001 >		CA640	CB620		0,30	
1.6 HDi 110	D	Conventional	05.2004 >		CA640	CB620		0,30	
1.9 D	D	Conventional	09.1998 > 11.2001		CA640	CB620		0,30	
2.0 HDI 90	D	Conventional	12.1999 >		CA640	CB620		0,30	
206 CC									
1.6 16V		Conventional	09.2000 >		CA530	CB500		0,30	
2.0 S16		Conventional	09.2000 >		CA640	CB620	CC550	0,30	
1.6 HDi 110	D	Conventional	04.2005 >		CA640	CB620		0,30	
206 SW									
1.1		Conventional	07.2002 >		CA530	CB500	CC440	0,30	
1.4, 1.4 16V		Conventional	07.2002 >		CA530	CB500	CC440	0,30	
1.6 16V		Conventional	07.2002 >		CA530	CB500		0,30	
2.0 16V		Conventional	07.2002 >		CA640	CB620	CC550	0,30	
1.4 HDi	D	Conventional	07.2002 >		CA640	CB620		0,30	
1.6 HDi 110	D	Conventional	05.2004 >		CA640	CB620		0,30	
2.0 HDi	D	Conventional	07.2002 >		CA640	CB620		0,30	
206+									
1.1		Conventional	01.2009 >		CA530	CB500	CC440	0,30	
1.4 i		Conventional	01.2009 >		CA530	CB500	CC440	0,30	
1.4 HDi eco 70	D	Conventional	01.2009 >		CA640	CB620		0,30	
207									
1.4, 1.4 16V		Conventional	02.2006 >		CA530	CB500		0,20	
1.6 16V Turbo, THP, RC		Conventional	02.2006 >		CA530	CB500		0,20	
1.4 HDi	D	Conventional	02.2006 >		CA640	CB620		0,20	
1.6 HdI, 1.6 HDi 110	D	Conventional	02.2006 >		CA640	CB620		0,20	
207 CC									
1.6 16V, 1.6 16V Turbo		Conventional	02.2007 >		CA530	CB500		0,20	
1.6 HDi	D	Conventional	02.2007 >		CA640	CB620		0,20	
207 SW									
1.4, 1.4 16V		Conventional	06.2007 >		CA530	CB500		0,20	
1.6 16V VTI, THP		Conventional	02.2007 >		CA530	CB500		0,20	

*podany czas wymiany należy traktować jako orientacyjny

Znalazłeś błąd w tabeli? Chciałbyś zaproponować inne zastosowanie? Czekamy na Twoje propozycje: pl.ekspert@eu.exide.com

Peugeot

Marka i model						Start-Stop		Tradycyjjne				s. 207
						Futura	Plus	Standard	(hour)*			
PEUGEOT												
207 SW												
1.6 HDi			D	Conventional	06.2007 >			CA640	CB620			0,20
208												
1.0				Conventional	03.2012 >			CA530	CB500			
1.2				Conventional	03.2012 >			CA530	CB500			
1.4				Conventional	03.2012 >			CA530	CB500			
1.6 VTi, THP				Conventional	03.2012 >			CA530	CB500			
1.6 GTi				Conventional	08.2012 >			CA640	CB620			
1.4 HDi			D	Start-Stop	03.2012 >		CK700					
1.6 HDi			D	Start-Stop	03.2012 >		CK700					
2008												
1.2 VTi				Conventional	03.2013 >			CA640	CB620			
1.6 VTi				Conventional	03.2013 >			CA640	CB620			
1.4 HDi			D	Conventional	06.2013 >			CA640	CB620			
1.6 HDi			D	Start-Stop	03.2013 >		CK700					
3008												
1.6 VTi, 1.6 THP				Conventional	06.2009 >			CA640	CB620			
1.6 HDi			D	Conventional	06.2009 >			CA640	CB620			
1.6 HDi			D	Start-Stop	08.2010 >		CK700					
1.6 e-HDi 115			D	Start-Stop	03.2013 >		CK700					
2.0 HDi			D	Conventional	06.2009 >			CA770	CB740			
2.0 HDi Hybrid4			D	Hybrid	02.2011 >		CK700					
301												
1.2 VTi 72				Conventional	11.2012 >			CA530	CB500			
1.6 VTi 115				Conventional	11.2012 >			CA640	CB620			
1.6 HDI 90			D	Conventional	11.2012 >			CA640	CB620			
306 Convertible												
1.6				Conventional	04.1996 > 04.2002			CA530	CB500	CC440		0,10
1.8, 1.8 16V				Conventional	03.1994 > 04.2002			CA640	CB620	CC550		0,10
2.0, 2.0 16V				Conventional	03.1994 > 04.2002			CA640	CB620	CC550		0,10
306												
1.1				Conventional	05.1993 > 05.2001			CA530	CB500	CC440		0,10
1.4				Conventional	05.1993 > 05.2001			CA530	CB500	CC440		0,10
1.6				Conventional	05.1993 > 05.2001			CA530	CB500	CC440		0,10
1.8				Conventional	05.1993 > 05.2001			CA530	CB500	CC440		0,10
1.8 16V				Conventional	03.1997 > 05.2001			CA640	CB620	CC550		0,10
2.0 16V, 2.0 XSi, 2.0 S16				Conventional	05.1993 > 05.2001			CA640	CB620	CC550		0,10
1.8 D			D	Conventional	05.1993 > 05.2001			CA640	CB620			0,10
1.9 D, 1.9 DT			D	Conventional	04.1993 > 05.2001			CA640	CB620			0,10
2.0 HDI 90			D	Conventional	06.1999 > 05.2001			CA640	CB620			0,10
307												
1.4, 1.4 16V				Conventional	08.2000 >			CA530	CB500	CC440		0,30
1.6 16V				Conventional	08.2000 >			CA530	CB500	CC440		0,30
2.0 16V				Conventional	08.2000 >			CA640	CB620			0,30
1.4 HDi			D	Conventional	10.2001 >			CA640	CB620			0,30
1.6 HDi			D	Conventional	02.2004 >			CA640	CB620			0,30
2.0 HDi			D	Conventional	08.2000 >			CA640	CB620			0,30
307 CC												
1.6 16V				Conventional	03.2005 >			CA530	CB500	CC440		0,30
2.0 16V				Conventional	10.2003 >			CA640	CB620	CC550		0,30
2.0 HDi 135			D	Conventional	06.2005 >			CA640	CB620			0,30
307 SW												
1.4, 1.4 16V				Conventional	04.2002 >			CA530	CB500			0,30
1.6 16V				Conventional	03.2002 >			CA530	CB500	CC440		0,30
2.0 16V				Conventional	03.2002 >			CA640	CB620	CC550		0,30
1.4 HDi 70			D	Conventional	03.2002 > 01.2005			CA640	CB620			0,30
1.6 HDI			D	Conventional	02.2004 >			CA640	CB620			0,30

*podany czas wymiany należy traktować jako orientacyjny

Znalazłeś błąd w tabeli? Chciałbyś zaproponować inne zastosowanie? Czekamy na Twoje propozycje: pl.ekspert@eu.exide.com

Tabele zastosowań

Marka i model					Start-Stop	Tradycyjne				
					Futura	Plus	Standard	(godziny)*	s. 207	
PEUGEOT										
307 SW										
2.0 HDi	D	Conventional	03.2002 >		CA640	CB620		0,30		
308										
1.4 16V		Conventional	09.2007 >		CA530	CB500		0,30		
1.6, 1.6 16V, 1.6 Turbo, 1.6 GTi		Conventional	09.2007 >		CA640	CB620				
1.6 HDi, 1.6 e-HDi	D	Start-Stop	11.2009 >	CK700				0,30		
1.6 HDi	D	Conventional	09.2007 >		CA640	CB620		0,30		
2.0 HDi	D	Conventional	09.2007 >		CA770	CB740		0,30		
308 CC										
1.6 16V, 1.6 THP		Conventional	06.2009 >		CA640	CB620				
1.6 e-HDi	D	Start-Stop	03.2013 >	CK700						
1.6 HDi	D	Conventional	06.2009 >		CA640	CB620				
2.0 HDi	D	Conventional	04.2009 >		CA770	CB740				
308 SW										
1.4 16V		Conventional	09.2007 >		CA530	CB500		0,30		
1.6 16V, 1.6 Turbo		Conventional	09.2007 >		CA640	CB620		0,30		
2.0 Bioflex		Conventional	01.2008 >		CA640	CB620		0,30		
1.6 HDi, 1.6 e-HDi	D	Start-Stop	11.2009 >	CK700						
1.6 HDi	D	Conventional	09.2007 >		CA640	CB620		0,30		
2.0 HDi	D	Conventional	09.2007 >		CA770	CB740		0,30		
308 II										
1.6 THP		Conventional	09.2013 >		CA640	CB620				
1.6 e-HDi, 1.6 BlueHDi	D	Start-Stop	09.2013 >	CK700						
2.0 BlueHDi	D	Start-Stop	03.2014 >	CK700						
308 SW II										
1.2 THP 130		Start-Stop	03.2014 >	CK700						
1.6 THP 155		Conventional	03.2014 >		CA640	CB620				
1.6 HDi	D	Start-Stop	03.2014 >	CK700						
309 II										
1.1		Conventional	09.1989 > 12.1993		CA530	CB500	CC440	0,10		
1.4		Conventional	07.1989 > 12.1993		CA530	CB500	CC440	0,10		
1.6, 1.6 Gti		Conventional	07.1989 > 12.1993		CA530	CB500	CC440	0,10		
1.9, 1.9 GTI, 1.9 GTI 16V		Conventional	08.1989 > 12.1993		CA640	CB620	CC550	0,10		
1.8 Diesel, 1.8 TD	D	Conventional	07.1989 > 12.1993		CA640	CB620	CC550	0,10		
1.9 Diesel	D	Conventional	07.1989 > 12.1993		CA640	CB620	CC550	0,10		
4007										
2.0, 2.0 4x4		Conventional	11.2010 >		CA770	CB740				
2.4 16V		Conventional	01.2008 >		CA954	CB954				
2.2 HDi	D	Conventional	02.2007 >		CA954	CB954				
4008										
1.6 HDi AWC	D	Start-Stop	05.2012 >	CK700						
1.8 HDi AWC	D	Start-Stop	05.2012 >	CK700						
405 I										
1.4		Conventional	01.1987 > 07.1992		CA530	CB500	CC440	0,10		
1.6, 1.6 4x4		Conventional	01.1987 > 12.1992		CA530	CB500	CC440	0,10		
1.9, 1.9 4x4, 1.9 Sport MI-16, 1.9 Sport MI-16 4x4		Conventional	07.1987 > 12.1992		CA530	CB500	CC440	0,10		
1.9 4x4		Conventional	06.1987 > 07.1992		CA640	CB620	CC550	0,10		
1.8 Turbo Diesel	D	Conventional	03.1988 > 12.1992		CA640	CB620		0,10		
1.9 Diesel	D	Conventional	03.1988 > 12.1992		CA640	CB620		0,10		
405 II										
1.4		Conventional	08.1992 > 10.1995		CA530	CB500	CC440	0,10		
1.6		Conventional	08.1992 > 10.1995		CA530	CB500	CC440	0,10		
1.8		Conventional	08.1992 > 10.1995		CA530	CB500	CC440	0,10		
2.0, 2.0 16V, 2.0 X4, 2.0 MI-16, 2.0 T 16 X4		Conventional	08.1992 > 10.1995		CA640	CB620	CC550	0,10		
1.9 D, 1.9 TD	D	Conventional	08.1992 > 10.1995		CA640	CB620		0,10		
406 (8B)										
1.6		Conventional	11.1995 > 05.2004		CA530	CB500		0,20		

*podany czas wymiany należy traktować jako orientacyjny

Znalazłeś błąd w tabeli? Chciałbyś zaproponować inne zastosowanie? Czekamy na Twoje propozycje: pl.ekspert@eu.exide.com

Peugeot

Marka i model		Start-Stop		Tradycyjjne		Futura		Plus		Standard		i s. 207	
PEUGEOT													
406 (8B)													
1.8, 1.8 16V		Conventional	05.1997 > 05.2004		CA530	CB500					0,20		
2.0, 2.0 16V, 2.0 16V HPI, 2.0 Turbo		Conventional	11.1995 > 06.2004		CA640	CB620	CC550				0,20		
2.2		Conventional	07.2000 > 05.2004		CA640	CB620					0,20		
3.0 24V, 3.0 V6		Conventional	10.1996 > 05.2004		CA640	CB620					0,20		
1.9 D, 1.9 TD	D	Conventional	10.1996 > 05.2004		CA640	CB620					0,20		
2.0 HDI	D	Conventional	06.1998 > 08.2001		CA640	CB620					0,20		
2.1 TD 12V	D	Conventional	01.1996 > 05.2004		CA640	CB620					0,20		
2.2 HDi	D	Conventional	03.2000 > 05.2004		CA640	CB620					0,20		
406 Coupe (8C)													
2.0 16V		Conventional	03.1997 > 12.2004		CA640	CB620					0,20		
2.2		Conventional	03.2002 > 12.2004		CA640	CB620					0,20		
3.0 V6, 3.0 V6 24V		Conventional	03.1997 > 12.2004		CA640	CB620					0,20		
2.2 HDI	D	Conventional	03.2000 > 12.2004		CA640	CB620					0,20		
407 (6D_)													
1.8, 1.8 16V		Conventional	05.2004 >		CA640	CB620					0,30		
2.0, 2.0 16V, 2.0 Bioflex		Conventional	05.2004 >		CA640	CB620					0,30		
2.2, 2.2 16V		Conventional	05.2004 >		CA640	CB620					0,30		
3.0		Conventional	05.2004 >		CA640	CB620					0,30		
1.6 HDi 110	D	Conventional	05.2004 >		CA640	CB620					0,30		
2.0 HDi	D	Conventional	05.2004 >		CA770	CB740					0,30		
2.2 HDi	D	Conventional	05.2006 >		CA770	CB740					0,30		
2.7 HDi	D	Conventional	10.2005 >		CA770	CB740					0,30		
407 Coupe (6C_)													
2.2 16V		Conventional	10.2005 >		CA640	CB620					0,30		
3.0 V6		Conventional	10.2005 >		CA640	CB620					0,30		
2.0 HDi	D	Conventional	10.2005 >		CA770	CB740					0,30		
2.7 HDi	D	Conventional	10.2005 >		CA770	CB740					0,30		
3.0 HDi	D	Conventional	06.2009 >		CA770	CB740					0,30		
407 SW (6E_)													
1.8, 1.8 16V		Conventional	05.2004 >		CA640	CB620					0,30		
2.0, 2.0 16V, 2.0 Bioflex		Conventional	05.2004 >		CA640	CB620					0,30		
2.2, 2.2 16V		Conventional	05.2004 >		CA640	CB620					0,30		
3.0		Conventional	05.2004 >		CA640	CB620					0,30		
1.6 HDi 110	D	Conventional	05.2004 >		CA640	CB620					0,30		
2.0 HDi	D	Conventional	05.2004 >		CA770	CB740					0,30		
2.2 HDi	D	Conventional	05.2006 >		CA770	CB740					0,30		
2.7 HDi	D	Conventional	10.2005 >		CA770	CB740					0,30		
5008													
1.6 16V VTI, THP		Conventional	09.2009 >		CA640	CB620							
1.6 HDi	D	Conventional	09.2009 >		CA640	CB620							
1.6 Hdi, 1.6 e-HDi 115	D	Start-Stop	08.2010 >	CK700									
1.6 HDi	D	Conventional	08.2010 >		CA770	CB740							
2.0 HDi	D	Conventional	06.2009 >		CA770	CB740							
508													
1.6 VTi, 1.6 THP		Conventional	11.2010 >		CA640	CB620							
1.6 HDi, 1.6 e-HDi 115	D	Start-Stop	11.2010 >	CK700									
1.6 HDi	D	Conventional	11.2010 >		CA640	CB620							
2.0 HDi	D	Conventional	11.2010 >		CA770	CB740							
2.0 HDi AWC	D	Conventional	11.2010 >		CA640	CB620							
2.2 HDi	D	Conventional	11.2010 >		CA770	CB740							
508 SW													
1.6 VTi, 1.6 THP		Conventional	11.2010 >		CA640	CB620							
1.6 HDi, 1.6 e-HDi 115	D	Start-Stop	02.2012 >	CK700									
1.6 HDi	D	Conventional	11.2010 >		CA640	CB620							
2.0 HDi	D	Conventional	11.2010 >		CA770	CB740							
2.0 HDi RXH Hybrid4	D	Hybrid	12.2011 >	CK700									

*podany czas wymiany należy traktować jako orientacyjny

Znalazłeś błąd w tabeli? Chciałbyś zaproponować inne zastosowanie? Czekamy na Twoje propozycje: pl.ekspert@eu.exide.com

Tabele zastosowań

Marka i model					Start-Stop	Tradycyjne			
					Futura	Plus	Standard		
								(godziny)*	s. 207
PEUGEOT									
508 SW									
2.2 HDi	D	Conventional	11.2010 >		CA770	CB740			
605 (6B)									
2.0, 2.0 16V, 2.0 Turbo		Conventional	06.1989 > 09.1999		CA640	CB620	CC550	0,20	
3.0, 3.0 SV 24, 3.0 V6		Conventional	08.1989 > 09.1999		CA770	CB740	CC700	0,20	
2.1 D, 2.1 TD 12V, 2.1 Turbo Diesel	D	Conventional	06.1989 > 09.1999		CA770	CB740	CC700	0,20	
2.5 Turbo Diesel	D	Conventional	07.1994 > 09.1999		CA770	CB740	CC700	0,20	
607 (9D, 9U)									
2.0		Conventional	02.2000 >		CA640	CB620		0,30	
2.2 16V		Conventional	02.2000 >		CA640	CB620		0,30	
3.0 V6 24V		Conventional	02.2000 >		CA640	CB620		0,30	
3.0 V6 24V		Conventional	03.2004 >		CA770	CB740		0,30	
2.0 HDi	D	Conventional	05.2000 >		CA770	CB740		0,30	
2.2 HDi	D	Conventional	02.2000 >		CA770	CB740		0,30	
2.7 HDi 24V	D	Conventional	12.2004 >		CA900	CB800		0,30	
806 (221)									
1.8		Conventional	07.1995 > 08.2002		CA640	CB620	CC550	0,20	
2.0, 2.0 16V, 2.0 Turbo		Conventional	06.1994 > 08.2002		CA640	CB620	CC550	0,20	
1.9 TD	D	Conventional	07.1995 > 08.2002		CA640	CB620		0,20	
2.0 HDi, 2.0 HDi 16V	D	Conventional	08.1999 > 08.2002		CA770	CB740	CC700	0,20	
2.1 td 12V	D	Conventional	06.1996 > 08.1999		CA640	CB620		0,20	
807 (E)									
2.0, 2.0 16V		Conventional	06.2002 >		CA640	CB620		0,20	
2.2		Conventional	06.2002 >		CA640	CB620		0,20	
3.0 V6		Conventional	06.2002 >		CA640	CB620		0,20	
2.0 HDi	D	Conventional	06.2002 >		CA640	CB620		0,20	
2.2 HDi	D	Conventional	06.2002 >		CA640	CB620		0,20	
BIPPER (AA_)									
1.4		Conventional	02.2008 >		CA530	CB500			
1.3 HDi 75	D	Conventional	10.2010 >		CA640	CB620			
1.4 HDi	D	Conventional	02.2008 >		CA640	CB620			
BIPPER Tepee									
1.4		Conventional	04.2008 >		CA530	CB500			
1.3 HDi 75	D	Conventional	10.2010 >		CA640	CB620			
1.4 HDi	D	Conventional	04.2008 >		CA640	CB620			
BOXER (230L)									
2.0 4x4, 2.0 i		Conventional	06.1994 > 04.2002		CA770	CB740	CC700		
1.9 D, 1.9 DT 4x4, 1.9 TD	D	Conventional	03.1994 > 04.2002		CA770	CB740	CC700	0,30	
2.0 HDi	D	Conventional	08.2001 > 04.2002		CA770	CB740	CC700	0,30	
2.5 D, 2.5 DT, 2.5 TD, 2.5 TDI	D	Conventional	03.1994 > 04.2002		CA1000	CB950	CC900	0,30	
2.8 D, 2.8 Hdi	D	Conventional	01.1999 > 02.2002		CA1000	CB950		0,30	
BOXER (244)									
2.0		Conventional	04.2002 >		CA770	CB740	CC700	0,30	
2.0 HDi	D	Conventional	04.2002 >		CA770	CB740	CC700	0,30	
2.2 HDi	D	Conventional	04.2002 >		CA770	CB740	CC700	0,30	
2.8 HDi	D	Conventional	04.2002 >		CA1000	CB950	CC900	0,30	
BOXER									
2.2 HDi 100, 2.2 HDi 120	D	Conventional	04.2006 >	CK950		CB1100		0,40	
2.2 HDi 110, 2.2 HDi 130, 2.2 HDi 150	D	Conventional	03.2011 >		CA1000	CB740		0,40	
3.0 HDi	D	Conventional	04.2006 >	CK950		CB1100		0,40	
EXPERT (224)									
1.6		Conventional	02.1996 >		CA530	CB500	CC440	0,20	
1.8		Conventional	10.1996 > 09.2000		CA640	CB620	CC550	0,20	
2.0		Conventional	07.2000 >		CA640	CB620	CC550	0,20	
1.9 D, 1.9 TD	D	Conventional	02.1996 >		CA640	CB620		0,20	
2.0 HDi	D	Conventional	07.2000 >		CA770	CB740		0,20	

*podany czas wymiany należy traktować jako orientacyjny

Znalazłeś błąd w tabeli? Chciałbyś zaproponować inne zastosowanie? Czekamy na Twoje propozycje: pl.ekspert@eu.exide.com

Peugeot > Piaggio

Marka i model					Start-Stop	Tradycyjjne			
						Futura	Plus	Standard	(hour)*
PEUGEOT									
EXPERT (VF3A_, VF3U_, VF3X_)									
2.0 16V		Conventional	01.2007 >			CA640	CB620		0,40
1.6 HDi 90	D	Conventional	01.2007 >			CA640	CB620		0,40
2.0 HDi	D	Conventional	01.2007 >			CA770	CB740		0,40
EXPERT Tepee (VF3V_)									
2.0 16V		Conventional	01.2007 >			CA640	CB620		0,40
1.6 HDi 90	D	Conventional	01.2007 >			CA640	CB620		0,40
2.0 HDi, 2.0 HDi 4x4	D	Conventional	01.2007 >			CA770	CB740		0,40
J5 (280)									
1.8		Conventional	01.1983 > 11.1988				CB621		0,30
2.0		Conventional	09.1981 > 08.1990				CB621		0,30
2.5 D, 2.5 DT	D	Conventional	09.1981 > 08.1990			CA1000	CB950	CC900	0,30
J5 (290)									
1.8		Conventional	09.1990 > 01.1994				CB620		0,30
2.0		Conventional	09.1990 > 01.1994				CB740	CC700	0,30
1.9 D	D	Conventional	10.1990 > 03.1994			CA770	CB740	CC700	0,30
2.5 D, 2.5 D 4x4, 2.5 DT, 2.5 TD 4x4	D	Conventional	09.1990 > 03.1994			CA1000	CB950	CC900	0,30
PARTNER (5)									
1.1		Conventional	06.1996 >			CA530	CB500	CC440	0,20
1.4		Conventional	06.1996 >			CA530	CB500	CC440	0,20
1.6		Conventional	09.2000 > 10.2002			CA530	CB500	CC440	0,20
1.8		Conventional	05.1997 >			CA530	CB500		0,20
1.6 HDi	D	Conventional	02.2006 >			CA640	CB620		0,20
1.8 D	D	Conventional	06.1996 >			CA640	CB620		0,20
1.9 D, 1.9 D 4x4	D	Conventional	06.1996 >			CA640	CB620		0,20
2.0 HDi, 2.0 HDi 4x4	D	Conventional	04.2000 >			CA640	CB620		0,20
PARTNER									
1.6		Conventional	04.2008 >			CA530	CB500		0,20
1.6 VTi		Conventional	11.2010 >			CA640	CB620		
1.6 HDi	D	Conventional	04.2008 >			CA640	CB620		0,20
1.6 e-HDi	D	Start-Stop	03.2013 >		CK700				
1.6 HDi 4x4	D	Conventional	04.2012 >			CA770	CB740		
PARTNER Tepee									
1.6		Conventional	04.2008 >			CA530	CB500		0,20
1.6 VTi		Conventional	08.2010 >			CA640	CB620		
1.6 HDi	D	Conventional	04.2008 >			CA640	CB620		0,20
1.6 e-HDi	D	Start-Stop	03.2013 >		CK700				
RCZ									
1.6 16V		Conventional	03.2010 >			CA770	CB740		
1.6 THP 270		Conventional	06.2013 >			CA770	CB740		
2.0 HDi	D	Conventional	03.2010 >			CA770	CB740		
PIAGGIO									
APE CALESSINO Convertible									
0.4 D	D	Conventional	01.2007 >				CB500		
APE CLASSIC Platform/Chassis									
0.4 D	D	Conventional	01.2007 >				(EB320)		
APE TM Box									
0.4 D	D	Conventional	01.1982 >				CB500		
APE TM Platform/Chassis									
0.4 D	D	Conventional	01.1982 >				CB500		
M500									
0.5 D	D	Conventional	01.2004 >				CB440		
PORTER									
1.0		Conventional	02.1993 >				CB450		0,30
1.3, 1.3 16V, 1.3 16V 4x4		Conventional	06.1998 >				CB450		0,30
1.3 i 16V, 1.3 i 16V 4x4		Conventional	05.1998 >				CB450		0,30
1.3 i 16V 4x4		Conventional	05.1998 >				CB450		0,30

*podany czas wymiany należy traktować jako orientacyjny

Znalazłeś błąd w tabeli? Chciałbyś zaproponować inne zastosowanie? Czekamy na Twoje propozycje: pl.ekspert@eu.exide.com

Marka i model					Start-Stop	Tradycyjne				
						Futura	Plus	Standard	(godziny)*	s. 207
PIAGGIO										
PORTER										
1.2 D	D	Conventional	05.1995 >			CA640	CB620	CC550	0,30	
1.4 D	D	Conventional	04.1998 >			CA640	CB620	CC550		
QUARGO Platform/Chassis										
0.7 D	D	Conventional	01.2004 >			CA530	CB500			
PORSCHE										
911 (930)										
3.3 Turbo		Conventional	09.1986 > 11.1990			CA770	CB740	CC700		
911 (964)										
3.3 Turbo, 3.3 Turbo S		Conventional	08.1990 > 09.1993			CA770	CB740	CC700		
3.6 Carrera, 3.6 Carrera 4, 3.6 Carrera RS		Conventional	07.1989 > 09.1993			CA770	CB740	CC700		
3.6 Turbo		Conventional	01.1993 > 09.1993			CA770	CB740	CC700		
911 (993)										
3.6 Carrera, 3.6 Carrera 4		Conventional	10.1993 > 09.1997			CA770	CB740			
3.6 Turbo 4, 3.6 Turbo GT2		Conventional	03.1995 > 09.1997			CA770	CB740			
3.8 Carrera, 3.8 Carrera 4, 3.8 Carrera RS		Conventional	06.1995 > 09.1997			CA770	CB740			
911 (996)										
3.4 Carrera, 3.4 Carrera 4		Conventional	09.1997 > 08.2005			CA770	CB740			
3.6 Carrera/ S, 3.6 Carrera 4/ 4S		Conventional	10.2001 > 08.2005			CA770	CB740			
3.6 GT2, 3.6 GT3		Conventional	03.1999 > 08.2005			CA770	CB740			
3.6 Turbo 4, 3.6 Turbo 4S		Conventional	06.2000 > 08.2005			CA770	CB740			
911 (997)										
3.6 Carrera, 3.6 Carrera 4		Conventional	07.2004 >			CA770	CB740			
3.6 GT2, 3.6 GT3, 3.6 GT2 RS		Conventional	09.2007 >			CA770	CB740			
3.6 Turbo		Conventional	03.2006 >			CA770	CB740			
3.8 Carrera S, 3.8 Carrera 4S		Conventional	07.2004 >			CA770	CB740			
3.8 Carrera GTS, 3.8 Carrera 4 GTS		Conventional	06.2009 >			CA770	CB740			
3.8 GT3, 3.8 GT3 RS		Conventional	05.2009 >			CA770	CB740			
3.8 Turbo, 3.8 Turbo S		Conventional	09.2009 >			CA770	CB740			
4.0 GT3 RS		Conventional	07.2011 >		CK950					
911 (991)										
3.4 Carrera, 3.4 Carrera 4		Start-Stop	12.2011 >		CK950					
3.8 Carrera S, 3.8 Carrera 4S		Start-Stop	07.2012 >		CK950					
3.8 GT3		Conventional	08.2013 >		CK950					
3.8 Turbo, 3.8 Turbo S		Start-Stop	09.2013 >		CK950					
Models with Auxiliary / Backup Battery			>		CK151					
968										
3.0, 3.0 Turbo S		Conventional	06.1991 > 11.1995			CA722	CB712	CC652		
968 Convertible										
3.0		Conventional	06.1991 > 11.1995			CA722	CB712	CC652		
BOXSTER (986)										
2.5		Conventional	09.1996 > 08.1999				CB802			
2.7		Conventional	06.1999 > 12.2004			CA770	CB740			
S 3,2		Conventional	08.1999 > 12.2004				CB802			
BOXSTER (987)										
2.7		Conventional	11.2004 >				CB802			
2.9		Conventional	06.2009 >				CB802			
S 3.2		Conventional	11.2004 >				CB802			
S 3.4		Conventional	07.2006 >				CB802			
Spyder 3.4		Conventional	06.2010 >				CB802			
BOXSTER (981)										
2.7		Start-Stop	04.2012 >		CK800					
S 3.4		Start-Stop	04.2012 >		CK800					
Models with Auxiliary / Backup Battery			>		CK151					
CARRERA GT										
5.7		Conventional	07.2003 >			CA770	CB740			

*podany czas wymiany należy traktować jako orientacyjny

Znalazłeś błąd w tabeli? Chciałbyś zaproponować inne zastosowanie? Czekamy na Twoje propozycje: pl.ekspert@eu.exide.com

Porsche > Proton

Marka i model					Start-Stop	Tradycyjne			
					Futura	Plus	Standard	(hour)*	s. 207
PORSCHE									
CAYENNE (955)									
3.2		Conventional	10.2003 >	CK950		CB1100			C
3.6		Conventional	02.2007 >	CK950		CB1100			C
S 4.5		Conventional	09.2002 >	CK1050		CB1100			C
S 4.8, GTS 4.8		Conventional	02.2007 >	CK1050		CB1100			C
Turbo 4.5, Turbo S 4.5		Conventional	09.2002 >	CK1050		CB1100			C
Turbo S 4.8		Conventional	02.2007 >	CK1050		CB1100			C
3.0 TDI	D	Conventional	02.2009 >	CK950		CB1100			C
Models with Auxiliary / Backup Battery			>	CK151					B
CAYENNE (958)									
3.0 S Hybrid		Hybrid	06.2010 >	CK1050					C
3.6		Conventional	06.2010 >		CA1000	CB950			C
4.8 S		Conventional	06.2010 >		CA1000	CB950			C
4.8 Turbo		Conventional	06.2010 >	CK1050		CB1100			C
4.8 Turbo S, 4.8 GTS		Conventional	06.2012 >	CK1050					C
3.0 Diesel	D	Conventional	06.2010 >	CK950		CB1100			C
3.0 Diesel	D	Start-Stop	06.2010 >	CK950					C
4.2 S Diesel	D	Conventional	10.2012 >	CK1050					C
CAYMAN (987)									
2.7		Conventional	07.2006 >		CA770	CB740			
2.9		Conventional	02.2009 >		CA770	CB740			
S 3.4, S 3.4 Sport, R 3.4		Conventional	11.2005 >			CB802			
CAYMAN (981)									
2.7		Start-Stop	03.2013 >	CK800					
S 3.4		Start-Stop	03.2013 >	CK800					
Models with Auxiliary / Backup Battery			>	CK151					
MACAN									
3.0 S		Start-Stop	02.2014 >	CK950					
3.6 Turbo		Start-Stop	02.2014 >	CK950					
3.0 D	D	Start-Stop	02.2014 >	CK950					
Models with Auxiliary / Backup Battery			>	CK151					
PANAMERA									
3.0 S E-Hybrid		Hybrid	03.2011 >	CK950					B
3.0 S, 3.0 4S		Conventional	07.2013 >	CK950					B
3.6		Start-Stop	05.2010 >	CK950					B
3.6 4		Start-Stop	05.2010 >	CK1050					B
4.8 S, 4.8 4S		Start-Stop	09.2009 >	CK950					B
4.8 GTS		Conventional	01.2012 >	CK950					B
4.8 Turbo		Start-Stop	09.2009 >	CK950					B
4.8 Turbo S		Start-Stop	05.2011 >	CK1050					B
3.0 D	D	Start-Stop	08.2011 >	CK950					B
Models with Auxiliary / Backup Battery			>	CK151					
PROTON									
GEN 2 (CM_)									
1.3		Conventional	06.2004 >		CA612	CB602			
1.6		Conventional	06.2004 >		CA612	CB602			
IMPIAN									
1.6		Conventional	09.2001 >			CB605		0,30	
JUMBUCK Pickup									
1.5		Conventional	05.2002 >			CB605			
PERSONA 300 (C9_M)									
1.3		Conventional	08.2000 >			CB505		0,30	
1.8 GTi		Conventional	08.2000 >			CB505		0,30	
313i		Conventional	03.1996 >			CB505		0,30	
315 GLi/GLSi		Conventional	03.1996 >			CB505		0,30	
316, 316 GLXi		Conventional	03.1996 >			CB505		0,30	
318 16V GTI		Conventional	03.1996 >			CB505		0,30	

*podany czas wymiany należy traktować jako orientacyjny
Znalazłeś błąd w tabeli? Chciałbyś zaproponować inne zastosowanie? Czekamy na Twoje propozycje: pl.ekspert@eu.exide.com



Marka i model				Start-Stop	Tradycyjne			
					Futura	Plus	Standard	(godziny)*
PROTON								
PERSONA 400 (C9_C, C9_S)								
1.8		Conventional	08.2000 > 12.2001			CB605		0,30
413 GLSi		Conventional	01.1994 >			CB605		0,30
415 GLi/GLSi		Conventional	01.1994 >			CB605		0,30
416 GLXi, 416 i		Conventional	01.1994 >			CB605		0,30
418 GLXi		Conventional	05.1996 >			CB605		0,30
420 D, 420 GLS D	D	Conventional	05.1996 >		CA755	CB705		0,30
SATRIA (C9_M)								
1.3		Conventional	07.1996 >			CB605		
1.5		Conventional	04.1996 >			CB605		
1.6		Conventional	07.1997 >			CB605		
1.8 GTi		Conventional	08.2000 >			CB605		
SAVVY								
1.2		Conventional	10.2005 >			CB454		
WIRA								
1.3		Conventional	08.2000 >			CB605		
1.5		Conventional	08.2000 >			CB605		
1.6		Conventional	08.2000 > 02.2002			CB605		
RENAULT								
19 I								
1.2		Conventional	01.1988 > 12.1992			CB500	CC440	0,40
1.4		Conventional	01.1988 > 12.1992			CB500	CC440	0,40
1.7		Conventional	09.1988 > 04.1992			CB500	CC440	0,40
1.8 16V		Conventional	06.1989 > 04.1992			CB442	CC412	0,40
1.9 D, 1.9 DT	D	Conventional	09.1988 > 04.1992			CB740	CC700	0,40
19 I Cabriolet								
1.7		Conventional	07.1991 > 04.1992			CB500	CC440	0,40
1.8 16V		Conventional	07.1991 > 04.1992			CB442	CC412	0,40
19 II								
1.2		Conventional	04.1992 > 12.1995		CA530	CB500	CC440	0,40
1.4		Conventional	01.1992 > 12.1995		CA530	CB500	CC440	0,40
1.7		Conventional	04.1992 > 12.1995		CA530	CB500	CC440	0,40
1.8, 1.8 16V		Conventional	04.1992 > 12.1995		CA640	CB620	CC550	0,40
1.9 D, 1.9 dT	D	Conventional	04.1992 > 12.1995		CA770	CB740	CC700	0,40
19 II Cabriolet								
1.7		Conventional	04.1992 > 09.1993		CA530	CB500	CC440	0,40
1.8, 1.8 16V		Conventional	04.1992 > 06.1996		CA640	CB620	CC550	0,40
21								
1.4		Conventional	06.1988 > 10.1993			CB500	CC440	0,40
1.7		Conventional	03.1986 > 02.1994			CB500	CC440	0,40
2.0, 2.0 4x4, 2.0 Turbo, 2.0 Turbo 4x4		Conventional	04.1986 > 06.1994			CB620	CC550	0,40
2.2, 2.2 4x4		Conventional	04.1986 > 02.1994			CB620	CC550	0,40
1.9 D	D	Conventional	08.1989 > 10.1993		CA770	CB740	CC700	0,40
2.1 D, 2.1 TD, 2.1 Turbo-D	D	Conventional	03.1986 > 06.1994		CA770	CB740	CC700	0,40
25								
2.0, 2.0 12V		Conventional	03.1987 > 12.1993			CB620	CC550	0,40
2.2		Conventional	04.1984 > 12.1992			CB620	CC550	0,40
2.4 V6 Turbo		Conventional	10.1984 > 05.1990			CB620	CC550	0,40
2.5 V6 Turbo		Conventional	01.1990 > 12.1992			CB620	CC550	0,40
2.7 V6 Injection		Conventional	04.1984 > 08.1989			CB620	CC550	0,40
2.8 V6, 2.8 V6 Injection		Conventional	06.1986 > 12.1992			CB620	CC550	0,40
2.1 Diesel, 2.1 Turbo-D	D	Conventional	04.1984 > 12.1992			CB740	CC700	0,40
AVANTIME								
2.0 16V Turbo		Conventional	11.2001 > 05.2003		CA770	CB740		
3.0 V6		Conventional	09.2001 > 05.2003		CA770	CB740		
2.2 dCi	D	Conventional	05.2002 > 05.2003		CA722	CB712		

*podany czas wymiany należy traktować jako orientacyjny

Znalazłeś błąd w tabeli? Chciałbyś zaproponować inne zastosowanie? Czekamy na Twoje propozycje: pl.ekspert@eu.exide.com

Renault

Marka i model					Start-Stop	Tradycyjjne				
						Futura	Plus	Standard	(hour)*	s. 207
RENAULT										
CAPTUR										
0.9 TCe 90			Start-Stop	06.2013 >	CK700					
1.2 TCe 120			Start-Stop	06.2013 >	CK700					
1.5 dCi 90	D		Start-Stop	06.2013 >	CK700					
CLIO I										
1.1			Conventional	01.1991 > 09.1998		CA530	CB500	CC440	0,40	
1.2			Conventional	05.1990 > 09.1998		CA530	CB500	CC440	0,40	
1.4			Conventional	01.1991 > 09.1998		CA530	CB500	CC440	0,40	
1.7			Conventional	01.1991 > 12.1993		CA530	CB500	CC440	0,40	
1.8, 1.8 16V, 1.8 Rsi			Conventional	08.1990 > 09.1998		CA530	CB500	CC440	0,40	
Williams			Conventional	01.1994 > 09.1998		CA530	CB500		0,40	
1.9 D	D		Conventional	01.1991 > 02.1998			CB740	CC700	0,40	
CLIO II										
1.0			Conventional	02.2000 > 04.2005		CA472	CB442	CC412	0,30	
1.2, 1.2 16V			Conventional	09.1998 >		CA472	CB442	CC412	0,30	
1.2 LPG			Conventional	09.1998 > 06.2009		CA530	CB500	CC440	0,30	
1.4, 1.4 16V			Conventional	09.1998 >		CA472	CB442	CC412	0,30	
1.6, 1.6 16V			Conventional	09.1998 >		CA472	CB442	CC412	0,30	
2.0 16V Sport			Conventional	02.2000 >		CA612	CB602	CC542	0,30	
3.0 V6 Sport			Conventional	11.2000 >		CA770	CB740			
1.5 dCi	D		Conventional	06.2001 >		CA612	CB602	CC542	0,30	
1.9 D, 1.9 dTi	D		Conventional	09.1998 >		CA640	CB620		0,30	
CLIO III										
1.2 16V			Conventional	06.2005 >		CA472	CB442		0,20	
1.2 16V TCe			Conventional	09.2010 >		CA530	CB500		0,20	
1.4 16V			Conventional	06.2005 >		CA472	CB442		0,20	
1.6 16V			Conventional	06.2005 >		CA472	CB442		0,20	
1.6 16V GT			Conventional	06.2009 >		CA612	CB602		0,20	
2.0 16V, 2.0 16V Sport			Conventional	09.2006 >		CA612	CB602		0,20	
1.5 dCi	D		Conventional	05.2005 >		CA722	CB712		0,20	
CLIO IV										
0.9 TCe 90			Start-Stop	11.2012 >	CK700					
1.2 16V			Conventional	11.2012 >		CA530	CB500			
1.2 TCe 120			Start-Stop	03.2013 >	CK700					
1.6 RS			Start-Stop	03.2013 >	CK700					
1.5 dCi	D		Start-Stop	11.2012 >	CK700					
DUSTER										
1.6 16V			Conventional	02.2012 >		CA530	CB500			
2.0			Conventional	02.2012 >		CA640	CB620			
1.5 dCi	D		Conventional	06.2009 >		CA640	CB620			
ESPACE II										
2.0			Conventional	01.1991 > 10.1996		CA640	CB620	CC550	0,60	
2.2, 2.2 4x4			Conventional	01.1991 > 12.1996		CA640	CB620	CC550	0,60	
2.8 V6			Conventional	01.1991 > 10.1996		CA770	CB740	CC700	0,60	
2.1 TD, 2.1 RTDT Quadra	D		Conventional	01.1991 > 10.1996		CA770	CB740	CC700	0,60	
ESPACE III										
2.0, 2.0 16V			Conventional	11.1996 > 10.2002		CA640	CB620	CC550	0,30	
3.0, 3.0 V6 24V			Conventional	11.1996 > 10.2002		CA770	CB740	CC700	0,60	
1.9 dTi	D		Conventional	02.1999 > 10.2002		CA770	CB740	CC700	0,30	
2.2 12V TD, 2.2 D	D		Conventional	11.1996 > 10.2000		CA770	CB740	CC700	0,60	
2.2 dCi	D		Conventional	07.2000 > 10.2002		CA770	CB740	CC700	0,30	
ESPACE IV										
2.0, 2.0 Turbo			Conventional	11.2002 >		CA722	CB712		0,40	
3.5 V6			Conventional	11.2002 >		CA722	CB712		0,40	
1.9 dCi	D		Conventional	11.2002 >		CA900	CB800		0,40	
2.0 dCi	D		Conventional	01.2006 >		CA900	CB800		0,40	
2.2 dCi	D		Conventional	11.2002 >		CA900	CB800		0,40	

*podany czas wymiany należy traktować jako orientacyjny

Znalazłeś błąd w tabeli? Chciałbyś zaproponować inne zastosowanie? Czekamy na Twoje propozycje: pl.ekspert@eu.exide.com

Tabele zastosowań

Marka i model					Start-Stop	Tradycyjne			
					Futura	Plus	Standard		
								(godziny)*	s. 207
RENAULT									
ESPACE IV									
3.0 dCi	D	Conventional	11.2002 >		CA900	CB800		0,40	
FLUENCE									
1.6 16V		Conventional	02.2010 >		CA530	CB500		0,10	
2.0 16V		Conventional	02.2010 >		CA640	CB620			
Z.E.	EV	Electric	02.2012 >		CA530	CB500			
1.5 dCi	D	Conventional	06.2005 >		CA722	CB712			
1.5 dCi	D	Conventional	02.2010 >		CA640	CB620			
KANGOO (FC0/1_, KC0/1_)									
1.0		Conventional	07.2003 >		CA530	CB500	CC440	0,30	
1.2, 1.2 16V		Conventional	08.1997 >		CA530	CB500	CC440	0,30	
1.4		Conventional	08.1997 >		CA530	CB500	CC440	0,30	
1.6, 1.6 16V, 1.6 16V 4x4		Conventional	09.1999 >		CA530	CB500		0,30	
1.5 dCi	D	Conventional	10.2005 >		CA640	CB620		0,30	
D 55 1.9, D 65 1.9	D	Conventional	08.1997 >		CA770	CB740	CC700	0,30	
1.9 RXED	D	Conventional	09.1999 > 06.2001			CB620	CC550	0,30	
1.9 D, 1.9 dCi, 1.9 dCi 4x4, 1.9 dTi	D	Conventional	09.1999 >		CA770	CB740	CC700	0,30	
KANGOO / GRAND KANGOO (KW0/1_)									
1.2 TCe 115		Start-Stop	07.2013 >	CK700					
1.6, 1.6 16V		Conventional	02.2008 >		CA530	CB500			
1.5 dCi	D	Conventional	02.2008 >		CA640	CB620			
1.5 dCi	D	Start-Stop	11.2012 >	CK700					
KANGOO BE BOP									
1.6		Conventional	02.2009 >		CA530	CB500			
1.5 dCi	D	Conventional	06.2009 >		CA640	CB620			
KANGOO Express (FW0/1_)									
1.2 TCe 115		Start-Stop	07.2013 >	CK700					
1.6, 1.6 16V		Conventional	02.2008 >		CA530	CB500			
1.5 dCi	D	Conventional	02.2008 >		CA640	CB620			
KOLEOS (HY_)									
2.5, 2.5 4x4		Conventional	09.2008 >		CA754	CB704			
2.0 dCi, 2.0 dCi 4x4	D	Conventional	09.2008 >		CA754	CB704		0,20	
LAGUNA I									
1.6 16V		Conventional	11.1997 > 03.2001		CA530	CB500	CC440	0,40	
1.8, 1.8 i, 1.8 16V		Conventional	11.1993 > 03.2001		CA640	CB620	CC550	0,40	
2.0, 2.0 16V		Conventional	11.1993 > 03.2001		CA640	CB620	CC550	0,40	
3.0, 3.0 24V		Conventional	11.1993 > 03.2001		CA640	CB620		0,40	
1.9 dCi, 1.9 dTi	D	Conventional	10.1997 > 03.2001		CA770	CB740	CC700	0,40	
2.2 D, 2.2 dT	D	Conventional	11.1993 > 03.2001		CA770	CB740	CC700	0,40	
LAGUNA II									
1.6 16V		Conventional	03.2001 >		CA472	CB442		0,40	
1.8 16V		Conventional	03.2001 >		CA612	CB602		0,40	
2.0 16V, 2.0 16V IDE, 2.0 16V Turbo		Conventional	04.2001 >		CA612	CB602		0,40	
3.0 V6 24V		Conventional	03.2001 >		CA722	CB712		0,40	
1.9 dCi	D	Conventional	03.2001 >		CA722	CB712	CC652	0,40	
2.0 dCi	D	Conventional	08.2005 >		CA722	CB712		0,40	
2.2 dCi	D	Conventional	10.2001 >		CA722	CB712		0,40	
LAGUNA III									
1.6 16V		Conventional	10.2007 >		CA640	CB620		0,20	
2.0 16V, 2.0 16V Turbo, 2.0 GT		Conventional	10.2007 >		CA640	CB620		0,20	
3.5 V6		Conventional	04.2008 >		CA770	CB740			
1.5 dCi	D	Start-Stop	10.2007 >	CK700				0,20	
1.5 dCi	D	Conventional	10.2007 >		CA770	CB740		0,20	
2.0 dCi	D	Start-Stop	10.2007 >	CK800				0,20	
2.0 dCi, 2.0 dCi GT	D	Conventional	10.2007 >		CA770	CB740		0,20	
3.0 dCi	D	Conventional	09.2008 >		CA900	CB800		0,20	

*podany czas wymiany należy traktować jako orientacyjny

Znalazłeś błąd w tabeli? Chciałbyś zaproponować inne zastosowanie? Czekamy na Twoje propozycje: pl.ekspert@eu.exide.com









Renault

Marka i model		Start-Stop		Tradycyjjne		Futura		Plus		Standard		i s. 207	
RENAULT													
LAGUNA Coupe (DT0/1)													
2.0 16V Turbo, 2.0 GT		Conventional	09.2008 >		CA640	CB620					0,20		
3.5 V6		Conventional	09.2008 >		CA770	CB740					0,20		
1.5 dCi	D	Conventional	03.2012 >	CK700							0,20		
2.0 dCi	D	Start-Stop	09.2008 >	CK800							0,20		
2.0 dCi, 2.0 dCi GT	D	Conventional	09.2008 >		CA770	CB740					0,20		
3.0 dCi	D	Conventional	09.2008 >		CA900	CB800					0,20		
LATITUDE													
2.0 16V, 2.0 16V eco2		Conventional	02.2011 >		CA640	CB620							
1.5 dCi	D	Conventional	07.2010 >		CA640	CB620							
2.0 dCi	D	Conventional	02.2011 >		CA770	CB740							
3.0 dCi 240	D	Conventional	02.2011 >		CA900	CB800							
LOGAN (LS_)													
1.4		Conventional	09.2004 >		CA530	CB500	CC440				0,20		
1.6		Conventional	09.2004 >		CA530	CB500	CC440				0,20		
1.5 dCi	D	Conventional	04.2007 >		CA612	CB602					0,20		
MASTER I													
2.0, 28-35 2.0		Conventional	06.1985 > 07.1998		CA640	CB620	CC550				0,30		
30 2,2		Conventional	08.1980 > 07.1998		CA640	CB620	CC550				0,30		
2.1 D, 28-35 2.1 D	D	Conventional	08.1980 > 07.1998		CA770	CB740	CC700				0,30		
2.4 D, 28-35 2.4 D	D	Conventional	07.1980 > 10.1989		CA770	CB740	CC700				0,30		
2.5 DT, 35 2,5 TD	D	Conventional	08.1989 > 07.1998		CA1000	CB950	CC900				0,30		
28-35 2,5 TD, 28-35 2.5 D	D	Conventional	08.1989 > 07.1998		CA1000	CB950	CC900				0,30		
MASTER II													
1.9 dCi 80, 1.9 dTi	D	Conventional	09.2000 >		CA770	CB740	CC700				0,40		
2.2 dCi 90	D	Conventional	09.2000 >		CA770	CB740	CC700				0,40		
2.5 D, 2.5 dCi	D	Conventional	07.1998 >		CA1000	CB950	CC900				0,40		
2.8 dTi	D	Conventional	07.1998 > 10.2001		CA1000	CB950	CC900				0,40		
3.0 dCi	D	Conventional	10.2003 >		CA1000	CB950					0,40		
MASTER III													
2.3 dCi RWD	D	Conventional	02.2010 >		CA1000	CB950							
2.3 dCi FWD	D	Conventional	02.2010 >		CA1000	CB950							
MEGANE I													
1.4 16V, 1.4 e, 1.4 Eco		Conventional	01.1996 > 08.2003		CA530	CB500	CC440				0,30		
1.6 16V, 1.6 e, 1.6 i		Conventional	01.1996 > 08.2003		CA530	CB500	CC440				0,30		
1.8 16V		Conventional	01.2001 > 08.2003		CA640	CB620	CC550				0,30		
2.0 16V, 2.0 i		Conventional	01.1996 > 08.2003		CA640	CB620	CC550				0,30		
1.9 D	D	Conventional	04.1996 > 02.2001			CB620	CC550				0,30		
1.9 D Eco, 1.9 Dci, 1.9 dT	D	Conventional	01.1996 > 08.2003		CA770	CB740	CC700				0,30		
1.9 DTi 82	D	Conventional	02.2000 > 09.2000			CB620	CC550				0,30		
1.9 dTi	D	Conventional	09.1996 > 08.2003		CA770	CB740	CC700				0,30		
MEGANE I Cabriolet													
1.4 16V		Conventional	03.1999 > 08.2003		CA530	CB500	CC440				0,30		
1.6 16V, 1.6 e		Conventional	03.1999 > 08.2003		CA640	CB620	CC550				0,30		
2.0, 2.0 16V, 2.0 16V IDE, 2.0 i		Conventional	10.1996 > 08.2003		CA640	CB620	CC550				0,30		
MEGANE II													
1.4 16V		Conventional	11.2002 >		CA612	CB602					0,20		
1.6, 1.6 16V		Conventional	11.2002 >		CA612	CB602					0,20		
2.0, 2.0 16V, 2.0 16V Turbo, 2.0 Renault Sport		Conventional	11.2002 >		CA612	CB602					0,20		
1.5 dCi	D	Conventional	11.2002 >		CA612	CB602					0,20		
1.9 dCi	D	Conventional	11.2002 >		CA722	CB712					0,20		
2.0 dCi	D	Conventional	01.2007 >		CA722	CB712					0,20		
MEGANE II Coupé-Cabriolet													
1.6, 1.6 16V		Conventional	09.2003 >		CA612	CB602					0,20		
2.0, 2.0 16V Turbo		Conventional	09.2003 >		CA612	CB602					0,20		
1.5 dCi	D	Conventional	03.2006 >		CA612	CB602					0,20		
1.9 dCi	D	Conventional	05.2005 >		CA722	CB712					0,20		

*podany czas wymiany należy traktować jako orientacyjny

Znalazłeś błąd w tabeli? Chciałbyś zaproponować inne zastosowanie? Czekamy na Twoje propozycje: pl.ekspert@eu.exide.com



Marka i model 				Start-Stop 		Tradycyjjne 		 (godziny)*	 s. 207
				Futura	Plus	Standard			
RENAULT									
MEGANE II Coupé-Cabriolet									
2.0 dCi	D	Conventional	09.2005 >		CA722	CB712		0,20	
MEGANE III									
1.2 TCe		Start-Stop	03.2012 >	CK700					
1.4 TCe		Conventional	04.2009 >		CA530	CB500		0,20	
1.6 16V		Conventional	11.2008 >		CA530	CB500		0,20	
1.6 TCe		Start-Stop	01.2011 >	CK700				0,20	
2.0, 2.0 CVT		Conventional	01.2011 >		CA640	CB620		0,20	
2.0 TCe (180hp)		Conventional	11.2008 >		CA640	CB620		0,20	
2.0 TCe (190/220hp)		Start-Stop	06.2012 >	CK700					
2.0 R.S.		Conventional	11.2008 >		CA640	CB620			
2.0 R.S.		Start-Stop	11.2008 >	CK700					
1.5 dCi	D	Conventional	11.2008 >		CA640	CB620			
1.6 dCi	D	Start-Stop	04.2011 >	CK700					
1.9 dCi	D	Conventional	11.2008 >		CA770	CB740		0,20	
2.0 dCi	D	Conventional	04.2009 >		CA770	CB740		0,20	
MEGANE CC (EZ0/1_)									
1.2 TCe		Start-Stop	01.2013 >	CK700					
1.4 Tce		Conventional	06.2010 >		CA530	CB500			
1.6 16V		Conventional	06.2010 >		CA640	CB620			
2.0 CVT, 2.0 TCe		Conventional	06.2010 >		CA640	CB620			
2.0 Turbo		Start-Stop	10.2011 >	CK700					
1.5 dCi	D	Conventional	06.2010 >		CA640	CB620			
1.6 dCi	D	Start-Stop	04.2011 >	CK700					
1.9 dCi	D	Conventional	06.2010 >		CA770	CB740			
2.0 dCi	D	Conventional	06.2010 >		CA770	CB740			
MEGANE Scenic (JA0/1_)									
1.4 i		Conventional	01.1997 > 09.1999		CA472			0,30	
1.6 16V, 1.6 e, 1.6 i		Conventional	04.1998 > 10.1999		CA530			0,30	
2.0 i, 2.0 RXE 4x4		Conventional	01.1997 > 10.1999	CK600				0,30	
1.9 D, 1.9 dT, 1.9 dTi	D	Conventional	01.1997 > 09.1999	CK700				0,30	
MODUS / GRAND MODUS									
1.2		Conventional	05.2005 >		CA472	CB442		0,40	
1.2 TCe		Conventional	04.2011 >		CA530	CB500		0,40	
1.2, 1.2 16V		Conventional	12.2004 >		CA472	CB442		0,40	
1.4		Conventional	12.2004 >		CA472	CB442		0,40	
1.6		Conventional	12.2004 >		CA472	CB442		0,40	
1.5 dCi	D	Conventional	09.2004 >		CA612	CB602		0,40	
RAPID Box (F40_, G40_)									
1.0		Conventional	09.1985 > 05.1992			CB500	CC440	0,40	
1.1		Conventional	09.1985 > 04.1995		CA530	CB500	CC440	0,40	
1.2		Conventional	09.1991 > 11.1998		CA530	CB500	CC440	0,40	
1.4		Conventional	07.1985 > 03.1998		CA530	CB500	CC440	0,40	
1.6 D	D	Conventional	03.1986 > 08.1998		CA770	CB740	CC700	0,40	
1.9 D	D	Conventional	09.1991 > 03.1998		CA770	CB740	CC700	0,40	
SAFRANE I									
2.0, 2.0 12V		Conventional	04.1992 > 07.1996		CA640	CB620	CC550	0,40	
2.2		Conventional	04.1992 > 07.1996		CA640	CB620	CC550	0,40	
3.0, 3.0 V6, 3.0 V6 4x4, 3.0 Biturbo 4x4		Conventional	12.1992 > 07.1996		CA770	CB740	CC700		
2.1 dT	D	Conventional	11.1993 > 07.1996		CA770	CB740	CC700	0,40	
2.5 dT	D	Conventional	12.1992 > 07.1996		CA770	CB740	CC700	0,40	
SAFRANE II									
2.0 16V		Conventional	07.1996 > 12.2000		CA640	CB620	CC550	0,40	
2.5 20V		Conventional	07.1996 > 12.2000		CA770	CB740	CC700	0,40	
2.9 24V		Conventional	03.1999 > 12.2000		CA770	CB740	CC700	0,40	
3.0 V6		Conventional	07.1996 > 12.2000		CA770	CB740	CC700	0,40	
2.2 dT	D	Conventional	07.1996 > 12.2000		CA770	CB740	CC700	0,40	

*podany czas wymiany należy traktować jako orientacyjny

Znalazłeś błąd w tabeli? Chciałbyś zaproponować inne zastosowanie? Czekamy na Twoje propozycje: pl.ekspert@eu.exide.com

Marka i model					Start-Stop	Tradycyjjne			
						Futura	Plus	Standard	(hour)*
RENAULT									
SANDERO/STEPWAY									
1.4		Conventional	02.2009 >			CA530	CB500		
1.6		Conventional	12.2007 >			CA530	CB500		
SCENIC I (JA0/1_)									
1.4 16V		Conventional	09.1999 > 08.2003			CA472	CB442	CC412	0,30
1.6, 1.6 16V		Conventional	09.1999 > 09.2003			CA612	CB602	CC542	0,30
1.8 16V, 1.8 4x4		Conventional	01.2001 > 08.2003			CA612	CB602	CC542	0,30
2.0 16V, 2.0 16V RX4		Conventional	09.1999 > 08.2003			CA612	CB602	CC542	0,30
1.9 D, 1.9 dCi	D	Conventional	09.1999 > 08.2003			CA612	CB602	CC542	0,30
1.9 dCi RX4	D	Conventional	12.2002 > 08.2003			CA770	CB740		0,30
1.9 dTi	D	Conventional	09.1999 > 08.2003			CA612	CB602		0,30
SCENIC II / GRAND SCENIC II (JM0/1_)									
1.4		Conventional	06.2003 >			CA472	CB442		0,30
1.6, 1.6 16V		Conventional	06.2003 >			CA612	CB602		0,30
2.0, 2.0 16V Turbo		Conventional	06.2003 >			CA612	CB602		0,30
1.5 dCi	D	Conventional	06.2003 >			CA722	CB712		0,30
1.9 D, 1.9 dCi	D	Conventional	06.2003 >			CA722	CB712		0,30
2.0 dCi	D	Conventional	09.2005 >			CA722	CB712		0,30
SCENIC III / GRAND SCENIC III (JZ0/1_)									
1.2 TCe		Start-Stop	04.2012 >	CK700					
1.4 16V		Conventional	02.2009 >			CA530	CB500		0,20
1.6 16V		Conventional	02.2009 >			CA530	CB500		0,20
1.6 E85		Conventional	02.2009 >			CA612	CB602		0,20
2.0 16V		Conventional	02.2009 >			CA640	CB620		0,20
1.5 dCi	D	Start-Stop	02.2009 >	CK700					
1.5 dCi	D	Conventional	02.2009 >			CA640	CB620		
1.6 dCi (JZ00, JZ12)	D	Start-Stop	04.2011 >	CK700					
1.9 dCi	D	Conventional	02.2009 >			CA770	CB740		
2.0 dCi	D	Conventional	02.2009 >			CA770	CB740		
SPORT SPIDER (EFO_)									
2.0, 2.0 16V		Conventional	03.1995 > 10.1999			CA640	CB620	CC550	
SUPER 5									
1.1		Conventional	01.1986 > 03.1995			CA530	CB500	CC440	0,40
1.2		Conventional	01.1987 > 08.1990			CA530	CB500	CC440	0,40
1.4, 1.4 Turbo, 1.4 Turbo GT		Conventional	10.1985 > 12.1996			CA530	CB500	CC440	0,40
1.7, 1.7 i		Conventional	10.1986 > 03.1995			CA530	CB500	CC440	0,40
1.6 D	D	Conventional	04.1985 > 12.1996			CA640	CB620	CC550	0,40
THALIA									
1.2, 1.2 16V		Conventional	02.1998 >			CA530	CB500	CC440	
1.4, 1.4 16V		Conventional	08.2000 >			CA530	CB500	CC440	
1.6, 1.6 16V		Conventional	03.1998 >			CA530	CB500	CC440	
2.0		Conventional	09.2001 >			CA640	CB620		
3.0 V6 Sport		Conventional	04.2000 >			CA640	CB620		
1.5 dCi	D	Conventional	02.2003 >			CA770	CB740		
1.9 D	D	Conventional	02.1998 > 05.2001			CA770	CB740		
THALIA II									
1.2 16V		Conventional	09.2008 >			CA472	CB442		
1.6 16V		Conventional	09.2008 >			CA472	CB442		
1.5 dCi	D	Conventional	09.2008 >			CA722	CB712		
TRAFIC									
1.7		Conventional	08.1992 > 08.1994			CA530	CB500	CC440	0,30
2.0		Conventional	05.1989 > 08.1990			CA640	CB620	CC550	0,30
2.2, 2.2 4x4		Conventional	05.1989 > 10.1997			CA640	CB620	CC550	0,30
1.9 D	D	Conventional	06.1997 > 03.2001			CA770	CB740	CC700	0,40
2.1 D	D	Conventional	05.1989 > 10.1997			CA770	CB740	CC700	0,30
2.5 D, 2.5 D 4x4	D	Conventional	05.1989 > 03.2001			CA770	CB740	CC700	0,30

*podany czas wymiany należy traktować jako orientacyjny

Znalazłeś błąd w tabeli? Chciałbyś zaproponować inne zastosowanie? Czekamy na Twoje propozycje: pl.ekspert@eu.exide.com

Marka i model					Start-Stop	Tradycyjne			
						Futura	Plus	Standard	(godziny)*
RENAULT									
TRAFIC II									
2.0, 2.0 16V		Conventional	03.2001 >			CA722	CB712	CC652	0,30
1.9 dCi	D	Conventional	03.2001 >			CA770	CB740		
2.0 dCi 115	D	Conventional	08.2006 >			CA722	CB712		
2.5 dCi	D	Conventional	05.2003 >			CA900	CB800		0,30
TWINGO (C06_)									
1.2, 1.2 16V		Conventional	03.1993 > 06.2007			CA530	CB500	CC440	0,20
TWINGO (CNO_)									
1.2, 1.2 16V		Conventional	03.2007 >			CA472	CB442		
1.2 Turbo (CNOc, CNOF)		Conventional	03.2007 >			CA472	CB442		
1.2 TCe 100 (CNOP)		Conventional	02.2011 >			CA530	CB500		
1.6 RS		Conventional	05.2008 >			CA472	CB442		
1.5 dCi	D	Conventional	03.2007 >			CA640	CB620		
VEL SATIS									
2.0 Turbo, 2.0 16V Turbo		Conventional	06.2002 >			CA722	CB712		0,20
3.5, 3.5 V6		Conventional	06.2002 >			CA722	CB712		0,20
2.0 dCi	D	Conventional	08.2005 >			CA900	CB800		0,20
2.2 dCi	D	Conventional	06.2002 >			CA900	CB800		0,20
3.0 dCi	D	Conventional	06.2002 >			CA900	CB800		0,20
WIND									
1.2, 1.2 TCe 100		Conventional	07.2010 >			CA472	CB442		
1.6		Conventional	07.2010 >			CA472	CB442		
ZOE									
ZOE	EV	Electric	06.2012 >			CA530	CB500		
RENAULT TRUCKS									
MASCOTT									
90.35	D	Conventional	01.1999 > 12.2001			CF1202	CG1102		
110, 110.35, 110.50, 110.55	D	Conventional	01.1999 > 06.2004			CF1202	CG1102		
120.35, 120.55, 120.65	D	Conventional	05.2004 > 12.2010			CF1202	CG1102		
130, 130.35, 130.55	D	Conventional	01.1999 > 06.2004			CF1202	CG1102		
140, 140.35, 140.55	D	Conventional	01.2001 > 06.2004			CF1202	CG1102		
150.35, 150.55, 150.65	D	Conventional	10.2001 > 06.2004			CF1202	CG1102		
160.35, 160.55, 160.65	D	Conventional	05.2004 > 12.2010			CF1202	CG1102		
MESSENGER									
B 80.35	D	Conventional	09.1990 > 06.1999				CB950		
B 80.45	D	Conventional	09.1990 > 06.1999				CB950		
B 110.45 16V 4x4	D	Conventional	09.1996 > 06.1999				CB950		
B 120.35	D	Conventional	10.1991 > 06.1999				CB950		
B 120.55	D	Conventional	01.1994 > 06.1999				CB950		
B 120.65	D	Conventional	01.1994 > 06.1999				CB950		
ROLLS-ROYCE									
CORNICHE Convertible									
6.8 V8 Turbo		Conventional	01.2000 > 09.2002			CA755	CB705		
CORNICHE IV Convertible									
6.8		Conventional	01.1993 > 12.2000			CA755	CB705		
GHOST									
6.6 V12		Conventional	08.2008 >			CA1000	CB950		
PHANTOM									
6.75		Conventional	08.2002 >			CA1000	CB950		
PHANTOM Coupe									
6.75 V12		Conventional	01.2007 >			CA1000	CB950		
PHANTOM DROPHEAD COUPE									
6.75 V12		Conventional	03.2006 >			CA1000	CB950		
SILVER SERAPH									
5.4		Conventional	03.1998 > 09.2002			CA755	CB705		
SILVER SPIRIT									
6.8		Conventional	12.1990 > 09.1996			CA755	CB705		

*podany czas wymiany należy traktować jako orientacyjny

Znalazłeś błąd w tabeli? Chciałbyś zaproponować inne zastosowanie? Czekamy na Twoje propozycje: pl.ekspert@eu.exide.com

Rover

Marka i model					Start-Stop	Tradycyjjne			
					Futura	Plus	Standard	(hour)*	s. 207
ROVER									
100 / METRO (XP)									
111 C/L/S		Conventional	03.1990 > 12.1998		CA612	CB602	CC542	0,25	
114 S/L/GTA, 114 GSi, 114 GTi 16V		Conventional	03.1990 > 12.1998		CA612	CB602	CC542	0,25	
114 D	D	Conventional	10.1992 > 12.1994			CB705		0,25	
115 D	D	Conventional	12.1994 > 12.1998			CB705		0,30	
200 Coupe (XW)									
2.0		Conventional	10.1992 > 09.1997		CA612	CB602	CC542		
216		Conventional	10.1992 > 06.1999		CA612	CB602	CC542	0,30	
220 GSi, 220 Turbo		Conventional	10.1992 > 06.1999		CA612	CB602	CC542	0,30	
200 (XW)									
214, 214 GSi/Si		Conventional	10.1989 > 10.1995		CA472	CB442	CC412	0,30	
216 GSi, 216 GTi		Conventional	10.1989 > 10.1995		CA612	CB602	CC542	0,30	
220 GTi, 220 Turbo		Conventional	09.1991 > 10.1995		CA612	CB602	CC542	0,30	
218 D, 218 TD	D	Conventional	09.1991 > 10.1995		CA612	CB602	CC542	0,30	
200 (RF)									
211		Conventional	01.1998 > 03.2000		CA472	CB442	CC412	0,20	
214 i, 214 Si		Conventional	11.1995 > 03.2000		CA472	CB442	CC412	0,20	
216 Si		Conventional	11.1995 > 03.2000		CA612	CB602	CC542	0,20	
218 K Vi, 218 Si		Conventional	11.1995 > 03.2000		CA612	CB602	CC542	0,20	
220 D/SD, 220 Sdi	D	Conventional	11.1995 > 03.2000		CA612	CB602	CC542	0,20	
25 (RF)									
1.1, 1.1 16V		Conventional	09.1999 > 05.2005		CA472	CB442			
1.4 16V		Conventional	10.1999 > 05.2005		CA472	CB442		0,20	
1.6 16V		Conventional	10.1999 > 05.2005		CA472	CB442		0,20	
1.8 16V		Conventional	10.1999 > 05.2005		CA640	CB620	CC550	0,20	
2.0 iDT	D	Conventional	10.1999 > 05.2005		CA722	CB712		0,20	
400 (XW)									
414, 414 GSi/Si		Conventional	04.1990 > 04.1995		CA472	CB442	CC412	0,30	
416 GSi/GSE, 416 GTi/GTE		Conventional	04.1990 > 04.1995		CA472	CB442	CC412	0,30	
420 GTi/SLi/GSi/Vitesse		Conventional	02.1992 > 04.1995		CA612	CB602	CC542	0,30	
420 Turbo, 2.0 Turbo GSi Sport		Conventional	01.1993 > 04.1995		CA612	CB602	CC542	0,30	
418 D, 418 TD	D	Conventional	09.1991 > 04.1995		CA640	CB620	CC550	0,30	
400 (RT)									
414 Si		Conventional	05.1995 > 03.2000		CA472	CB442		0,20	
416 Si		Conventional	05.1995 > 03.2000		CA472	CB442	CC412	0,20	
416 Si		Conventional	05.1995 > 03.2000		CA530	CB500			
420 Si Lux		Conventional	12.1995 > 03.2000		CA612	CB602	CC542	0,20	
420 D, 420 Di	D	Conventional	05.1995 > 03.2000		CA722	CB712	CC652	0,20	
45 (RT)									
1.4		Conventional	02.2000 > 05.2005		CA472	CB442	CC412	0,20	
1.6		Conventional	02.2000 > 05.2005		CA472	CB442	CC412	0,20	
1.8		Conventional	02.2000 > 05.2005		CA612	CB602		0,20	
2.0 V6		Conventional	02.2000 > 05.2005		CA612	CB602		0,20	
2.0 iDT	D	Conventional	02.2000 > 05.2005		CA722	CB712	CC652	0,20	
600 (RH)									
618 i/Si		Conventional	03.1996 > 02.1999		CA612	CB602	CC542	0,20	
620 i, 620 Si, 620 Ti Vitesse		Conventional	08.1993 > 02.1999		CA612	CB602	CC542	0,20	
623 Si		Conventional	08.1993 > 02.1999		CA612	CB602	CC542	0,20	
620 Sdi	D	Conventional	12.1994 > 02.1999		CA722	CB712	CC652	0,20	
75 (RJ)									
1.8, 1.8 Turbo		Conventional	02.1999 > 05.2005		CA612	CB602		0,20	
2.0 V6		Conventional	02.1999 > 05.2005		CA640	CB620		0,20	
2.5 V6		Conventional	02.1999 > 10.2001		CA640	CB620		0,20	
2.5 V6		Conventional	10.2001 > 05.2005		CA770	CB740	CC700	0,20	
4.6 V8		Conventional	10.2004 > 05.2005		CA722	CB712			
2.0 CDT, 2.0 CDTi	D	Conventional	02.1999 > 05.2005		CA770	CB740	CC700	0,20	

*podany czas wymiany należy traktować jako orientacyjny

Znalazłeś błąd w tabeli? Chciałbyś zaproponować inne zastosowanie? Czekamy na Twoje propozycje: pl.ekspert@eu.exide.com

Tabele zastosowań

Marka i model					Start-Stop	Tradycyjne				
						Futura	Plus	Standard	(godziny)*	s. 207
ROVER										
800 Coupe										
825 Si (RS)		Conventional	04.1996 > 02.1999			CA640	CB620	CC550	0,30	
827 24V (RS)		Conventional	08.1992 > 02.1999			CA640	CB620	CC550	0,30	
825 SD	D	Conventional	09.1993 > 02.1999			CA722	CB712	CC652	0,25	
800 (XS)										
2.0		Conventional	08.1987 > 10.1991			CA640	CB620	CC550		
2.5, 2.5 Si, 2.5 Sterling		Conventional	10.1988 > 10.1998			CA640	CB620	CC550		
2.7		Conventional	10.1987 > 09.1988			CA640	CB620	CC550		
820 16V Turbo (RS)		Conventional	01.1992 > 02.1999			CA640	CB620	CC550	0,25	
820 i/Si, 820 Sport		Conventional	10.1988 > 02.1999			CA640	CB620	CC550	0,25	
827 24V I/SI, 827 Vitesse/SLI		Conventional	10.1988 > 02.1999			CA640	CB620	CC550	0,30	
825 D/SD (XS)	D	Conventional	01.1992 > 02.1999			CA722	CB712	CC652	0,25	
CABRIOLET (XW)										
214 1.4, 214 1.4i 16V		Conventional	04.1990 > 11.1999			CA472	CB442	CC412		
216 1.6i, 216 1.6i 16V		Conventional	01.1992 > 11.1999			CA472	CB442	CC412	0,30	
CITYROVER										
1.4 Elegance		Conventional	01.2004 > 06.2005			CA530	CB500	CC440		
COUPE										
1.6 16 V		Conventional	03.1996 > 11.1999			CA640	CB620	CC550		
1.8 16 V		Conventional	03.1996 > 11.1999			CA640	CB620	CC550		
MAESTRO										
1.3		Conventional	09.1990 > 01.1995			CA472	CB442	CC412		
1.6		Conventional	09.1990 > 01.1995			CA472	CB442	CC412		
2.0 D, 2.0 TD	D	Conventional	09.1990 > 01.1995			CA722	CB712	CC652		
MINI										
1000		Conventional	01.1992 > 06.1993				CB455			
1300		Conventional	01.1991 > 11.2000				CB455			
1300 / Cooper, 1.3 Cooper S		Conventional	06.1991 > 11.2000				CB455			
MINI Convertible (XN)										
1300, 1.3 S		Conventional	09.1992 > 05.2001				CB455			JIS adaptor
MINI-MOKE										
1.0		Conventional	09.1986 >			CA612	CB602	CC542		
MONTEGO										
1.6		Conventional	10.1990 > 09.1992			CA612	CB602	CC542		
2.0 GTi, 2.0 i CAT		Conventional	10.1988 > 10.1994			CA612	CB602	CC542		
2.0 D Turbo	D	Conventional	10.1988 > 10.1995			CA722	CB712	CC652		
STREETWISE										
1.4		Conventional	08.2003 > 05.2005			CA640	CB620		0,20	
1.6		Conventional	01.2004 > 05.2005			CA640	CB620			
1.8		Conventional	08.2003 > 05.2005			CA640	CB620			
2.0 TD	D	Conventional	08.2003 > 05.2005			CA770	CB740		0,20	
SAAB										
900 II										
2.0 -16 Turbo, 2.0 i		Conventional	07.1993 > 02.1998			CA640	CB620		0,10	
2.3 -16		Conventional	07.1993 > 02.1998			CA640	CB620		0,10	
2.5 -24 V6		Conventional	07.1993 > 02.1998			CA640	CB620		0,10	
9000										
2.0, 2.0 16v, 2.0 -16, 2.0 -16 CS		Conventional	12.1985 > 12.1998			CA640	CB620	CC550	0,10	
2.0-16 CS, 2.0-16 ND Turbo		Conventional	09.1993 > 12.1998			CA770	CB740	CC700	0,10	
2.0-16 Turbo, 2.0-16 Turbo CS, 2.0 T16		Conventional	09.1984 > 12.1998			CA640	CB620		0,10	
2.3, 2.3-16 Aero CS, 2.3-16 CS		Conventional	09.1989 > 12.1998			CA640	CB620	CC550	0,10	
2.3 -16 CSE/ Eco Power		Conventional	09.1993 > 12.1998			CA640	CB620	CC550	0,10	
2.3 -16 Turbo, 2.3 -16 Turbo CSE		Conventional	09.1990 > 12.1998			CA640	CB620	CC550	0,10	
3.0 -24 V6 CS/CSE		Conventional	07.1994 > 12.1998			CA770	CB740	CC700	0,10	
9-3 (YS3D)										
2.0 i, 2.0 Turbo, 2.0 SE Turbo		Conventional	02.1998 > 09.2002			CA640	CB620		0,20	
2.3, 2.3 i, 2.3 Turbo		Conventional	02.1998 > 09.2002			CA640	CB620	CC550	0,20	

*podany czas wymiany należy traktować jako orientacyjny

Znalazłeś błąd w tabeli? Chciałbyś zaproponować inne zastosowanie? Czekamy na Twoje propozycje: pl.ekspert@eu.exide.com

Saab > Seat

Marka i model				Start-Stop	Tradycyjne			(hour)*	s. 207
					Futura	Plus	Standard		
SAAB									
9-3 (YS3D)									
2.2 TiD	D	Conventional	02.1998 > 11.2000		CA1000	CB950	CC900	0,20	
2.2 TiD	D	Conventional	11.2000 > 09.2002		CA722	CB712		0,20	
9-3 (YS3F)									
1.8 i, 1.8t		Conventional	09.2002 >		CA640	CB620		0,20	
1.8t BioPower		Conventional	01.2007 >		CA770	CB740		0,20	
2.0 t, 2.0 t Bio Power, 2.0 t BioPower XWD		Conventional	09.2002 >		CA770	CB740		0,20	
2.0 t XWD, 2.0 Turbo XWD		Conventional	09.2002 >		CA770	CB740		0,20	
2.8 Turbo V6, 2.8 Turbo V6 XWD		Conventional	03.2005 >		CA770	CB740		0,20	
1.9 TiD	D	Conventional	09.2004 >		CA770	CB740		0,20	
1.9 TTiD	D	Conventional	12.2007 >			CB802		0,20	
2.2 TiD	D	Conventional	09.2002 >		CA722	CB712		0,20	
9-3X									
1.9 TTiD	D	Conventional	01.2010 >		CA770	CB740			
1.9 TTiD (180hp)	D	Conventional	02.2009 >		CA900	CB800			
2.0 t BioPower XWD, 2.0 t XWD		Conventional	02.2009 >		CA770	CB740			
9-4X									
2.8 Turbo XWD		Conventional	01.2011 >		CA770	CB740			
3.0 XWD		Conventional	01.2012 >		CA770	CB740			
9-5 (YS3E)									
2.0 t, 2.0 t BioPower, 2.0 Turbo SE		Conventional	09.1997 >		CA640	CB620		0,20	
2.3 t, 2.3 t BioPower, 2.3 Turbo		Conventional	09.1997 >		CA770	CB740		0,20	
3.0 V6t		Conventional	01.1998 >		CA770	CB740		0,20	
1.9 TiD	D	Conventional	01.2006 >		CA770	CB740		0,20	
2.2 TiD	D	Conventional	03.2002 >		CA770	CB740		0,20	
3.0 TiD	D	Conventional	07.2001 >		CA770	CB740		0,20	
9-5 (YS3G)									
1.6 Turbo		Conventional	05.2010 >		CA770	CB740			
2.0 t BioPower, 2.0 t BioPower XWD		Conventional	05.2010 >		CA770	CB740			
2.0 Turbo, 2.0 Turbo XWD		Conventional	05.2010 >		CA770	CB740			
2.8 Turbo V6 XWD		Conventional	05.2010 >		CA770	CB740			
2.0 TiD, 2.0 TTiD, 2.0 TTiD XWD	D	Conventional	05.2010 >			CB802			
9-7X									
4.2		Conventional	12.2005 >		CA770	CB740			
5.3		Conventional	12.2005 >			(EB758)			
SANTANA MOTOR, S.A.									
300/350									
1.6 D	D	Conventional	09.1998 >		CA770	CB740			
1.6 HDi 4x4	D	Conventional	07.2006 > 02.2011		CA770	CB740			
300/350 Convertible									
1.6 D	D	Conventional	09.1998 >		CA640	CB620			
PS10/ANIBAL									
2.8 D 4x4, 2.8 TD	D	Conventional	12.2002 >		CA770	CB740			
SEAT									
ALHAMBRA (7V8, 7V9)									
1.8 T 20V		Conventional	10.1997 > 03.2010		CA612	CB602		0,20	
2.0 i		Conventional	04.1996 > 03.2010		CA612	CB602		0,20	
2.8 V6, 2.8 V6 4motion		Conventional	06.2000 > 03.2010		CA770	CB740	CC700	0,20	
1.9 TDI, 1.9 TDI 4motion, 1.9 TDI 4x4	D	Conventional	04.1996 > 03.2010		CA770	CB740	CC700	0,20	
2.0 TDI	D	Conventional	11.2005 > 03.2010		CA770	CB740		0,20	
ALHAMBRA (710)									
1.4 TSI		Start-Stop	06.2010 >	CK700					
1.4 TSI		Conventional	06.2010 >		CA530	CB500			
1.8 TFSI		Conventional	11.2012 >		CA640	CB620			
2.0 TSI		Conventional	11.2010 >		CA640	CB620			
2.0 TDI	D	Start-Stop	06.2010 >	CK700					
2.0 TDI	D	Conventional	06.2010 >		CA770	CB740			

*podany czas wymiany należy traktować jako orientacyjny

Znalazłeś błąd w tabeli? Chciałbyś zaproponować inne zastosowanie? Czekamy na Twoje propozycje: pl.ekspert@eu.exide.com

Marka i model

Start-Stop
Tradycyjjne
Futura
Plus
Standard

s. 207

SEAT							
ALHAMBRA (710)							
2.0 TDI All-wheel Drive	D	Conventional	05.2011 >		CA770	CB740	
ALTEA - ALTEA XL (5P)							
1.2 TSI		Start-Stop	04.2010 >	CK700			
1.2 TSI		Conventional	04.2010 >		CA530	CB500	
1.4 16V, 1.4 TSI		Conventional	05.2006 >		CA530	CB500	0,30
1.6		Conventional	03.2004 >		CA530	CB500	0,30
1.6 LPG		Conventional	09.2009 >		CA640	CB620	0,30
1.8 TFSI		Conventional	01.2007 >		CA640	CB620	0,30
2.0 FSI, 2.0 TFSI, 2.0 TFSI 4x4		Conventional	05.2004 >		CA640	CB620	0,30
1.6 TDI	D	Start-Stop	10.2009 >	CK700			0,30
1.6 TDI	D	Conventional	10.2009 >		CA770	CB740	0,30
1.9 TDI	D	Conventional	04.2004 >		CA770	CB740	0,30
2.0 TDI, 2.0 TDI 4x4, 2.0 TDI 16V, 2.0 TDI 16V 4x4	D	Conventional	03.2004 >		CA770	CB740	0,30
AROSA (6H)							
1.0		Conventional	10.1998 > 06.2004		CA472	CB442	
1.4, 1.4 16V		Conventional	05.1997 > 06.2004		CA530	CB500	CC440
1.4 TDI	D	Conventional	01.2000 > 06.2004		CA640	CB620	CC550
1.7 SDI	D	Conventional	08.1997 > 06.2004		CA640	CB620	CC550
CORDOBA (6K1, 6K2)							
1.0 i		Conventional	09.1996 > 06.1999		CA472	CB442	CC412
1.3		Conventional	02.1993 > 08.1994		CA472	CB442	CC412
1.4, 1.4 i, 1.4 i 16V		Conventional	06.1994 > 04.1999		CA472	CB442	CC412
1.6 i		Conventional	05.1994 > 06.1999		CA472	CB442	CC412
1.8 i, 1.8 i 16V		Conventional	02.1993 > 06.1999		CA612	CB602	CC542
2.0 i, 2.0 i 16V		Conventional	02.1993 > 06.1999		CA612	CB602	CC542
1.7 SDI	D	Conventional	07.1997 > 06.1999		CA612	CB602	CC542
1.9 D, 1.9 SDI, 1.9 TD, 1.9 TDI	D	Conventional	02.1993 > 06.1999		CA722	CB712	CC652
CORDOBA (6K2)							
1.0		Conventional	06.1999 > 10.2002		CA472	CB442	0,20
1.4, 1.4 16V		Conventional	06.1999 > 10.2002		CA530	CB500	CC440
1.6		Conventional	06.1999 > 10.2002		CA530	CB500	CC440
1.8 T 20V Cupra		Conventional	07.2000 > 10.2002		CA640	CB620	0,20
1.9 SDI, 1.9 TDI	D	Conventional	06.1999 > 10.2002		CA770	CB740	CC700
CORDOBA (6L2)							
1.2, 1.2 12V		Conventional	10.2002 > 11.2009		CA530	CB500	CC440
1.4 16V		Conventional	09.2002 > 11.2009		CA530	CB500	CC440
1.6, 1.6 16V		Conventional	04.2003 > 11.2009		CA530	CB500	0,30
2.0		Conventional	09.2002 > 11.2009		CA640	CB620	0,30
1.4 TDI	D	Conventional	05.2005 > 11.2009		CA640	CB620	0,30
1.9 SDI, 1.9 TDI	D	Conventional	09.2002 > 11.2009		CA770	CB740	CC700
EXEO (3R2)							
1.6		Conventional	03.2009 > 09.2010		CA640	CB620	
1.8 T		Conventional	12.2008 > 05.2010		CA640	CB620	
1.8 TSI		Conventional	05.2010 >		CA770	CB740	
2.0 TFSI		Conventional	03.2009 >		CA640	CB620	
2.0 TFSI (155kW)		Conventional	05.2010 >		CA770	CB740	
2.0 TDI	D	Start-Stop	12.2008 >	CK700			
2.0 TDI	D	Conventional	12.2008 >		CA770	CB740	
IBIZA I (021A)							
0.9		Conventional	08.1986 > 05.1993		CA472	CB442	CC412
1.2, 1.2 i		Conventional	11.1984 > 12.1993			CB501	0,20
1.5, 1.5 i, 1.5 i CAT		Conventional	11.1984 > 05.1993			CB501	0,20
1.7		Conventional	01.1991 > 05.1993			CB501	0,20
1.7 D	D	Conventional	06.1984 > 05.1993			CB621	0,20
IBIZA II (6K1)							
1.0, 1.0 i		Conventional	03.1993 > 08.1999		CA472	CB442	CC412

*podany czas wymiany należy traktować jako orientacyjny

Znalazłeś błąd w tabeli? Chciałbyś zaproponować inne zastosowanie? Czekamy na Twoje propozycje: pl.ekspert@eu.exide.com

Marka i model					Start-Stop	Tradycyjjne			
					Futura	Plus	Standard	(hour)*	s. 207
SEAT									
IBIZA II (6K1)									
1.3 i		Conventional	03.1993 > 08.1999		CA530	CB500	CC440	0,20	
1.4, 1.4 i, 1.4 i 16V		Conventional	09.1993 > 04.1999		CA530	CB500	CC440	0,20	
1.6 i		Conventional	03.1993 > 08.1999		CA530	CB500	CC440	0,20	
1.8 i, 1.8 i 16V		Conventional	03.1993 > 08.1999		CA640	CB620	CC550	0,20	
2.0 i, 2.0 i 16V		Conventional	03.1993 > 08.1999		CA640	CB620	CC550	0,20	
1.9 D, 1.9 SDI, 1.9 TD, 1.9 TDI	D	Conventional	04.1993 > 08.1999		CA722	CB712	CC652	0,20	
IBIZA III (6K1)									
1.0, 1.0 16V		Conventional	08.1999 > 02.2002		CA472	CB442		0,20	
1.4, 1.4 16V		Conventional	08.1999 > 02.2002		CA530	CB500	CC440	0,20	
1.6		Conventional	08.1999 > 02.2002		CA530	CB500	CC440	0,20	
1.8 T 20V Cupra		Conventional	07.2000 > 02.2002		CA640	CB620	CC550	0,20	
1.9 SDI, 1.9 TDI	D	Conventional	08.1999 > 02.2002		CA722	CB712	CC652	0,20	
IBIZA IV (6L1)									
1.2, 1.2 12V		Conventional	02.2002 > 05.2008		CA530	CB500	CC440	0,30	
1.4 16V		Conventional	02.2002 > 11.2009		CA530	CB500	CC440	0,30	
1.6, 1.6 16V		Conventional	02.2003 > 11.2009		CA530	CB500		0,30	
1.8 T Cupra R, 1.8 T FR		Conventional	12.2003 > 02.2008		CA640	CB620		0,30	
2.0		Conventional	04.2002 > 11.2009		CA640	CB620		0,30	
1.4 TDI	D	Conventional	05.2002 > 11.2009		CA640	CB620	CC550	0,30	
1.9 SDI, 1.9 TDI, 1.9 TDI Cupra R	D	Conventional	02.2002 > 11.2009		CA770	CB740		0,30	
IBIZA V (6J_)									
1.2		Conventional	07.2008 >		CA530	CB500			
1.2 TSI		Start-Stop	09.2010 >	CK700					
1.2 TSI		Conventional	09.2010 >		CA530	CB500			
1.4		Conventional	07.2008 >		CA530	CB500			
1.4 TSI, 1.4 TSI Cupra		Conventional	06.2009 >		CA530	CB500			
1.4 TSI		Start-Stop	10.2013 >	CK700					
1.6, 1.6 LPG		Conventional	07.2008 >		CA640	CB620			
2.0		Conventional	10.2008 >		CA640	CB620			
1.2 TDI	D	Start-Stop	05.2010 >	CK700					
1.2 TDI	D	Conventional	05.2010 >		CA530	CB500			
1.4 TDI	D	Conventional	07.2008 > 06.2010		CA640	CB620			
1.6 TDI	D	Conventional	05.2009 >		CA770	CB740			
1.6 TDI (55kW)	D	Conventional	05.2010 > 06.2010		CA640	CB620			
1.9 TDI	D	Conventional	07.2008 > 06.2010		CA770	CB740			
2.0 TDI	D	Conventional	01.2010 >		CA770	CB740			
INCA (6K9)									
1.4 16V, 1.4 i		Conventional	11.1995 > 06.2003		CA472	CB442	CC412	0,20	
1.6 i		Conventional	11.1995 > 09.2000		CA472	CB442	CC412	0,20	
1.7 D	D	Conventional	09.1996 > 06.2003		CA612	CB602		0,20	
1.9 D, 1.9 SDI, 1.9 TDI	D	Conventional	11.1995 > 06.2003		CA722	CB712	CC652	0,20	
LEON (1M1)									
1.4 16V		Conventional	11.1999 > 06.2006		CA530	CB500	CC440	0,20	
1.6, 1.6 16 V		Conventional	11.1999 > 06.2006		CA640	CB620	CC550	0,20	
1.8 20V, 1.8 20V T, 1.8 20V T4, 1.8 T Cupra R		Conventional	11.1999 > 06.2006		CA640	CB620	CC550	0,20	
2.8, 2.8 Cupra 4		Conventional	02.2001 > 06.2006		CA770	CB740	CC700	0,20	
1.9 SDI, 1.9 TDI, 1.9 TDI Syncro	D	Conventional	11.1999 > 06.2006		CA770	CB740	CC700	0,20	
LEON (1P1)									
1.2 TSI		Start-Stop	02.2010 >	CK600					
1.4 16V, 1.4 TSI		Conventional	06.2006 >		CA530	CB500		0,30	
1.6, 1.6 LPG		Conventional	07.2005 >		CA640	CB620		0,30	
1.8 TSI		Conventional	06.2007 >		CA640	CB620		0,30	
2.0 Cupra R		Conventional	09.2009 >		CA640	CB620		0,30	
2.0 FSI, 2.0 TFSI		Conventional	07.2005 >		CA640	CB620		0,30	
1.6 TDI	D	Start-Stop	02.2010 >	CK700					
1.6 TDI	D	Conventional	02.2010 >		CA770	CB740		0,30	

*podany czas wymiany należy traktować jako orientacyjny

Znalazłeś błąd w tabeli? Chciałbyś zaproponować inne zastosowanie? Czekamy na Twoje propozycje: pl.ekspert@eu.exide.com

Marka i model					Start-Stop	Tradycyjne			
					Futura	Plus	Standard	(godziny)*	s. 207
SEAT									
LEON (1P1)									
1.9 TDI	D	Conventional	07.2005 >		CA770	CB740		0,30	
2.0 TDI, 2.0 TDI 16V	D	Conventional	07.2005 >		CA770	CB740		0,30	
LEON (5F1)									
1.2 TSI		Start-Stop	01.2013 >	CK600					
1.2 TSI		Conventional	01.2013 >		CA530	CB500			
1.4 TSI		Start-Stop	09.2012 >	CK700					
1.8 TFSI		Start-Stop	02.2013 >	CK700					
2.0 TFSI Cupra		Start-Stop	04.2014 >	CK700					
1.6 TDI	D	Start-Stop	11.2012 >	CK700					
1.6 TDI	D	Conventional	11.2012 >		CA640	CB620			
2.0 TDI	D	Start-Stop	05.2013 >	CK700					
2.0 TDI	D	Conventional	05.2013 >		CA770	CB740			
MALAGA									
1.2, 1.2 i		Conventional	11.1984 > 12.1993			CB501		0,20	
1.5, 1.5 i, 1.5 i CAT		Conventional	05.1985 > 12.1993			CB501		0,20	
1.7 D	D	Conventional	05.1985 > 12.1993			CB621		0,20	
MARBELLA									
0.8		Conventional	08.1986 > 12.1993			CB501		0,20	
0.9, 0.9 CAT		Conventional	01.1987 > 10.1998			CB501		0,20	
Mii									
1.0, 1.0 EcoFuel		Start-Stop	10.2011 >	CK600					
1.0, 1.0 EcoFuel		Conventional	10.2011 >			CB440	CC400		
TERRA (24)									
0.9, 0.9 CAT		Conventional	02.1987 > 12.1996		CA472	CB442	CC412	0,20	
1.3 D	D	Conventional	03.1990 > 12.1994			CB621		0,20	
1.4 D	D	Conventional	10.1990 > 12.1995			CB621		0,20	
TOLEDO I (1L)									
1.6 i		Conventional	05.1991 > 03.1999		CA472	CB442	CC412	0,20	
1.8 16V, 1.8 GT, 1.8 i		Conventional	05.1991 > 03.1999		CA612	CB602	CC542	0,20	
2.0 i, 2.0 i 16V		Conventional	05.1991 > 03.1999		CA612	CB602	CC542	0,20	
1.9 D, 1.9 TD, 1.9 TDI	D	Conventional	05.1991 > 03.1999		CA722	CB712	CC652	0,20	
TOLEDO II (1M2)									
1.4 16V		Conventional	07.1999 > 05.2006		CA530	CB500		0,20	
1.6, 1.6 16V		Conventional	04.1999 > 05.2006		CA640	CB620	CC550	0,20	
1.8 20V, 1.8 20VT		Conventional	04.1999 > 05.2006		CA640	CB620		0,20	
2.3 V5, 2.3 V5 20V		Conventional	04.1999 > 05.2006		CA640	CB620		0,20	
1.9 SDI, 1.9 TDI	D	Conventional	04.1999 > 05.2006		CA770	CB740		0,20	
TOLEDO III (5P2)									
1.6		Conventional	10.2004 > 05.2009		CA640	CB620		0,30	
1.8 TFSI		Conventional	01.2007 > 05.2009		CA640	CB620		0,30	
2.0 FSI, 2.0 TFSI		Conventional	10.2004 > 05.2009		CA770	CB740		0,30	
1.9 TDI	D	Conventional	10.2004 > 05.2009		CA770	CB740		0,30	
2.0 TDI, 2.0 TDI 16V	D	Conventional	09.2004 > 05.2009		CA770	CB740		0,30	
TOLEDO IV (KG3)									
1.2		Conventional	07.2012 >		CA530	CB500			
1.2 TSI		Start-Stop	07.2012 >	CK600					
1.2 TSI		Conventional	07.2012 >		CA530	CB500			
1.4 TSI		Conventional	07.2012 >		CA530	CB500			
1.6		Start-Stop	07.2013 >	CK700					
1.6		Conventional	07.2013 >		CA640	CB620			
1.6 TDI	D	Start-Stop	07.2012 >	CK700					
1.6 TDI	D	Conventional	07.2012 >		CA640	CB620			
SKODA									
CITIGO									
1.0, 1.0 CNG		Start-Stop	10.2011 >	CK600					
1.0, 1.0 CNG		Conventional	10.2011 >			CB440	CC400		

*podany czas wymiany należy traktować jako orientacyjny

Znalazłeś błąd w tabeli? Chciałbyś zaproponować inne zastosowanie? Czekamy na Twoje propozycje: pl.ekspert@eu.exide.com

Marka i model		Start-Stop		Tradycyjjne		Futura		Plus		Standard		i s. 207	
SKODA													
FABIA (6Y2)													
1.0		Conventional	12.1999 > 08.2002		CA530	CB500	CC440	0,30					
1.2		Conventional	08.2002 > 03.2008		CA530	CB500	CC440	0,30					
1.4, 1.4 16V		Conventional	08.1999 > 03.2008		CA530	CB500	CC440	0,30					
2.0		Conventional	12.1999 > 03.2008		CA640	CB620	CC550	0,30					
1.4 TDI	D	Conventional	04.2003 > 03.2008		CA640	CB620		0,30					
1.9 SDI, 1.9 TDI, 1.9 TDI RS	D	Conventional	12.1999 > 03.2008		CA770	CB740	CC700	0,30					
FABIA Praktik													
1.2		Conventional	01.2003 > 12.2007		CA530	CB500	CC440	0,30					
1.4 TDI	D	Conventional	10.2005 > 12.2007		CA640	CB620		0,30					
1.9 SDI	D	Conventional	07.2001 > 12.2007		CA770	CB740	CC700	0,30					
FABIA													
1.2, 1.2 12V		Conventional	12.2006 >		CA530	CB500	CC440	0,30					
1.2 TSI		Start-Stop	03.2010 >	CK600									
1.2 TSI		Conventional	03.2010 >		CA530	CB500		0,30					
1.4		Conventional	01.2007 >		CA530	CB500	CC440	0,30					
1.4 TSI RS		Conventional	05.2010 >		CA530	CB500		0,30					
1.6		Conventional	04.2007 >		CA530	CB500		0,30					
1.2 TDI	D	Start-Stop	05.2010 >	CK700									
1.2 TDI	D	Conventional	05.2010 >		CA640	CB620		0,30					
1.4 TDI	D	Conventional	01.2007 >		CA640	CB620		0,30					
1.6 TDI	D	Start-Stop	03.2010 >	CK700									
1.6 TDI	D	Conventional	03.2010 >		CA640	CB620		0,30					
1.9 TDI	D	Conventional	04.2007 >		CA770	CB740	CC700	0,30					
FAVORIT (781)													
1.3, 1.3 135 L,X,LX,GLX		Conventional	10.1990 > 09.1994		CA472	CB442	CC412	0,20					
1.3 136		Conventional	10.1990 > 09.1994		CA472	CB442	CC412	0,20					
FELICIA I (6U1)													
1.3		Conventional	10.1994 > 03.1998		CA612	CB602	CC542	0,20					
1.6 LX		Conventional	08.1995 > 03.1998		CA612	CB602	CC542	0,20					
1.9 D	D	Conventional	10.1995 > 03.1998		CA640	CB620	CC550	0,20					
FELICIA II (6U1)													
1.3		Conventional	01.1998 > 06.2001		CA612	CB602	CC542	0,20					
1.6		Conventional	01.1998 > 06.2001		CA612	CB602	CC542	0,20					
1.9 D	D	Conventional	01.1998 > 06.2001		CA640	CB620	CC550	0,20					
OCTAVIA (1U2)													
1.4, 1.4 16V		Conventional	04.1999 > 12.2010		CA530	CB500	CC440	0,30					
1.6		Conventional	09.1996 > 12.2010		CA640	CB620	CC550	0,30					
1.8 T, 1.8 T 4x4		Conventional	08.1997 > 12.2010		CA640	CB620	CC550	0,30					
2.0		Conventional	04.1999 > 05.2007		CA640	CB620		0,30					
RS 1.8 T		Conventional	05.2001 > 01.2006		CA640	CB620		0,30					
1.9 SDI, 1.9 TDI	D	Conventional	09.1996 > 03.2010		CA770	CB740	CC700	0,30					
OCTAVIA (1Z3)													
1.2 TSI		Conventional	02.2010 >		CA640	CB620		0,30					
1.4		Conventional	05.2004 >		CA530	CB500		0,30					
1.4 TSI		Start-Stop	11.2008 >	CK700				0,30					
1.4 TSI		Conventional	11.2008 >		CA530	CB500		0,30					
1.6, 1.6 FSI, 1.6 LPG		Conventional	06.2004 >		CA640	CB620	CC550	0,30					
1.8 TSI		Conventional	06.2007 >		CA640	CB620	CC550	0,30					
2.0 FSI		Conventional	11.2004 >		CA640	CB620		0,30					
2.0 RS		Conventional	10.2005 >		CA640	CB620		0,30					
1.6 TDI	D	Start-Stop	06.2009 >	CK700									
1.6 TDI	D	Conventional	06.2009 >		CA640	CB620		0,30					
1.9 TDI	D	Conventional	06.2004 > 12.2010		CA770	CB740	CC700	0,30					
2.0 TDI, 2.0 TDI 16V, 2.0 TDI RS	D	Conventional	02.2004 >		CA770	CB740		0,30					
OCTAVIA (5E3)													
1.2 TSI		Start-Stop	11.2012 >	CK700									

*podany czas wymiany należy traktować jako orientacyjny

Znalazłeś błąd w tabeli? Chciałbyś zaproponować inne zastosowanie? Czekamy na Twoje propozycje: pl.ekspert@eu.exide.com

Marka i model					Start-Stop	Tradycyjne			
						Futura	Plus	Standard	s. 207
SKODA									
OCTAVIA (5E3)									
1.2 TSI		Conventional	11.2012 >			CA530	CB500		0,30
1.4 TSI		Start-Stop	11.2012 >	CK700					
1.4 TSI		Conventional	11.2012 >			CA640	CB620		0,30
1.8 TSI		Start-Stop	11.2012 >	CK700					
1.8 TSI		Conventional	11.2012 >			CA640	CB620		0,30
2.0 TSI RS		Start-Stop	05.2013 >	CK700					
1.6 TDI	D	Start-Stop	11.2012 >	CK700					
1.6 TDI	D	Conventional	11.2012 >			CA640	CB620		0,30
2.0 TDI	D	Start-Stop	11.2012 >	CK700					
2.0 TDI	D	Conventional	11.2012 >			CA770	CB740		
RAPID									
1.2		Conventional	07.2012 >			CA530	CB500		
1.2 TSI		Start-Stop	07.2012 >	CK700					
1.2 TSI		Conventional	07.2012 >			CA530	CB500		
1.4 TSI		Conventional	07.2012 >			CA530	CB500		
1.6		Conventional	07.2012 >			CA640	CB620		
1.6 TDI	D	Start-Stop	07.2012 >	CK700					
1.6 TDI	D	Conventional	07.2012 >			CA640	CB620		
ROOMSTER (5J)									
1.2		Conventional	05.2006 >			CA530	CB500		0,30
1.2 TSI (63kW)		Conventional	03.2010 >			CA530	CB500		0,30
1.2 TSI (77kW)		Conventional	03.2010 >			CA640	CB620		0,30
1.4		Conventional	09.2006 >			CA530	CB500		0,30
1.6		Conventional	09.2006 >			CA530	CB500		0,30
1.2 TDI	D	Start-Stop	03.2010 >	CK700					
1.2 TDI	D	Conventional	03.2010 >			CA640	CB620		0,30
1.4 TDI	D	Conventional	07.2006 > 03.2010			CA640	CB620		0,30
1.6 TDI	D	Conventional	03.2010 >			CA640	CB620		0,30
1.9 TDI	D	Conventional	03.2006 >			CA770	CB740		0,30
SUPERB (3U4)									
1.8 T		Conventional	12.2001 > 03.2008			CA640	CB620	CC550	0,70
2.0		Conventional	12.2001 > 03.2008			CA640	CB620	CC550	0,70
2.8 V6		Conventional	12.2001 > 03.2008			CA770	CB740	CC700	0,70
1.9 TDI	D	Conventional	12.2001 > 03.2008			CA770	CB740		0,70
2.0 TDI	D	Conventional	10.2005 > 03.2008			CA770	CB740		0,70
2.5 TDI	D	Conventional	12.2001 > 03.2008			CA900	CB800		0,70
SUPERB (3T4)									
1.4 TSI		Conventional	07.2008 >			CA530	CB500		0,30
1.8 TSI		Conventional	03.2008 >			CA640	CB620		0,30
1.8 TSI 4x4		Conventional	11.2008 >			CA770	CB740		0,30
2.0 TSI		Conventional	05.2010 >			CA770	CB740		0,30
3.6 V6 4x4		Conventional	11.2008 >			CA770	CB740		0,30
3.6 FSI 4x4		Conventional	04.2009 >				CB802		0,30
1.6 TDI	D	Start-Stop	09.2010 >	CK700					
1.6 TDI	D	Conventional	09.2010 >			CA640	CB620		0,30
1.9 TDI	D	Conventional	03.2008 >			CA770	CB740		0,30
2.0 TDI, 2.0 TDI 4x4, 2.0 TDI 16V	D	Conventional	03.2008 >			CA770	CB740		0,30
2.0 TDI 16V 4x4	D	Start-Stop	11.2010 >	CK700					
2.0 TDI 16V 4x4	D	Conventional	11.2010 >			CA770	CB740		0,30
YETI (5L)									
1.2 TSI		Conventional	09.2009 >			CA640	CB620		
1.4 TSI		Conventional	06.2010 >			CA640	CB620		
1.8 TSI 4x4		Conventional	05.2009 >			CA640	CB620		
1.8 TSI 4x4		Conventional	11.2009 >			CA770	CB740		
1.6 TDI	D	Start-Stop	11.2010 >	CK700					
1.6 TDI	D	Conventional	11.2010 >			CA640	CB620		

*podany czas wymiany należy traktować jako orientacyjny

Znalazłeś błąd w tabeli? Chciałbyś zaproponować inne zastosowanie? Czekamy na Twoje propozycje: pl.ekspert@eu.exide.com

Skoda > Ssangyong

Marka i model				Start-Stop	Tradycyjjne			(hour)*	i s. 207
					Futura	Plus	Standard		
SKODA									
YETI (5L)									
2.0 TDI, 2.0 TDI 4x4	D	Conventional	11.2009 >		CA770	CB740			
2.0 TDI	D	Start-Stop	11.2011 >	CK700					
2.0 TDI	D	Conventional	11.2011 >		CA770	CB740			
SMART (MCC)									
CABRIO (450)									
0.6		Conventional	03.2000 > 01.2004		CA530	CB500	CC440	0,40	
0.7		Conventional	01.2003 > 01.2004		CA530	CB500	CC440	0,40	
0.8 CDI	D	Conventional	03.2001 > 01.2004		CA640	CB620	CC550	0,40	
CITY-COUPÉ (450)									
0.6		Conventional	07.1998 > 01.2004		CA530	CB500	CC440	0,40	
0.7		Conventional	01.2003 > 01.2004		CA530	CB500	CC440	0,40	
0.8 CDI	D	Conventional	11.1999 > 01.2004		CA640	CB620	CC550	0,40	
CROSSBLADE (450)									
0.6		Conventional	06.2002 > 12.2003		CA530	CB500	CC440	0,40	
FORFOUR (454)									
1.1		Conventional	01.2004 > 06.2006		CA530	CB500		0,30	
1.3		Conventional	01.2004 > 06.2006		CA530	CB500		0,30	
1.5, 1.5 BRABUS		Conventional	01.2004 > 06.2006		CA530	CB500		0,30	
1.5 CDI	D	Conventional	09.2004 > 06.2006		CA640	CB620		0,30	
FORTWO Cabrio (450)									
0.7		Conventional	01.2004 > 01.2007		CA530	CB500		0,40	
0.8 CDI	D	Conventional	01.2004 > 01.2007		CA640	CB620		0,40	
FORTWO Cabrio (451)									
1.0		Start-Stop	01.2007 >	CK600					H
1.0		Conventional	01.2007 >		CA530	CB500			H
1.0 Brabus, 1.0 Turbo, 1.0 Turbo Brabus		Conventional	01.2007 >		CA530	CB500			H
0.8 CDi	D	Start-Stop	01.2007 >	CK600					H
0.8 CDi	D	Conventional	01.2007 >		CA640	CB620			H
FORTWO Coupe (450)									
0.7		Conventional	01.2004 > 01.2007		CA530	CB500		0,40	
0.8 CDI	D	Conventional	01.2004 > 01.2007		CA640	CB620		0,40	
FORTWO Coupe (451)									
1.0		Start-Stop	01.2007 >	CK600					H
1.0		Conventional	01.2007 >		CA530	CB500			H
1.0 Brabus, 1.0 Turbo, 1.0 Turbo Brabus		Conventional	01.2007 >		CA530	CB500			H
0.8 CDi	D	Start-Stop	01.2007 >	CK600					H
0.8 CDi	D	Conventional	01.2007 >		CA640	CB620			H
ROADSTER (452)									
0.7, 0.7 Brabus		Conventional	04.2003 > 11.2005		CA530	CB500		0,60	
ROADSTER Coupe (452)									
0.7, 0.7 Brabus		Conventional	04.2003 > 11.2005		CA530	CB500		0,60	
SSANGYONG									
ACTYON									
2.3		Conventional	11.2006 >			CB605			
2.3 4x4		Conventional	11.2006 >		CA955	CB955	CC905		
2.0 Xdi, 200 Xdi 4WD	D	Conventional	11.2005 >		CA955	CB955	CC905		
ACTYON SPORTS I (QJ)									
2.0 Xdi, 2.0 Xdi 4WD	D	Conventional	04.2007 >		CA955	CB955	CC905		
ACTYON SPORTS II									
2.0 Xdi 2WD, 2.0 Xdi 4WD	D	Conventional	10.2012 >		CA955	CB955	CC905		
ISTANA Box									
2.9 D	D	Conventional	10.1992 > 05.1995		CA955	CB955	CC905		
ISTANA Bus									
2.9 TD	D	Conventional	10.1992 > 05.1995		CA955	CB955	CC905		
KORANDO (K4)									
2.2 D	D	Conventional	12.1988 > 12.1996		CA955	CB955	CC905		

*podany czas wymiany należy traktować jako orientacyjny

Znalazłeś błąd w tabeli? Chciałbyś zaproponować inne zastosowanie? Czekamy na Twoje propozycje: pl.ekspert@eu.exide.com

Tabele zastosowań

Marka i model					Start-Stop	Tradycyjne			
					Futura	Plus	Standard	(godziny)*	s. 207
SSANGYONG									
KORANDO (KJ)									
2.0		Conventional	05.1997 >		CA755	CB705		0,20	
2.3		Conventional	05.1997 >		CA755	CB705		0,20	
2.3		Conventional	01.2002 >		CA955	CB955	CC905	0,20	
3.2		Conventional	12.1996 >		CA955	CB955	CC905	0,20	
2.3 D, 2.3 TDiC	D	Conventional	12.1996 >		CA955	CB955	CC905	0,20	
2.9 D, 2.9 TD	D	Conventional	12.1996 >		CA955	CB955	CC905	0,20	
KORANDO									
2.0, 2.0 4WD		Conventional	02.2012 >			CB605			
2.0 e-XDi, 2.0 e-XDi 4WD	D	Conventional	11.2010 >		CA955	CB955			
KYRON									
2.3		Conventional	01.2010 >			CB605			
3.2 M320 4WD		Conventional	03.2008 >		CA955	CB955			
2.0 Xdi, 2.0 Xdi 4x4	D	Conventional	05.2005 >		CA955	CB955		0,20	
2.0 Xdi	D	Conventional	01.2010 >			CB605			
2.0 Xdi 4x4	D	Conventional	01.2010 >		CA955	CB955			
2.7 Xdi	D	Conventional	05.2005 >		CA955	CB955		0,20	
MUSSO (FJ)									
2.0		Conventional	10.1996 >			CB604		0,20	
2.3		Conventional	10.1996 >			CB604		0,20	
3.2		Conventional	06.1996 >		CA754	CB704		0,20	
2.3 D, 2.3 TDiC All-wheel Drive	D	Conventional	10.1995 >		CA955	CB955	CC905	0,20	
2.9 D, 2.9 TD	D	Conventional	03.1996 >		CA955	CB955	CC905	0,20	
MUSSO SPORTS									
2.9 D 4x4	D	Conventional	08.2004 >		CA955	CB955			
REXTON (GAB _)									
2.3 RX230 4x4		Conventional	05.2002 >		CA955	CB955			
3.2		Conventional	04.2002 >		CA955	CB955		0,20	
2.0 Xdi, 2.0 Xdi 4x4	D	Conventional	07.2012 >		CA955	CB955			
2.7 D 4x4	D	Conventional	05.2006 >		CA955	CB955			
2.7 Xdi, 2.7 Xdi 4x4, 2.7 Xdi Turbo 4x4	D	Conventional	08.2004 >		CA955	CB955		0,20	
2.9 TD	D	Conventional	04.2002 >		CA955	CB955			
RODIUS									
3.2, 3.2 4WD		Conventional	05.2005 >		CA955	CB955			
2.7 Xdi, 2.7 Xdi 4WD	D	Conventional	05.2005 >		CA955	CB955			
RODIUS II									
2.0 Xdi, 2.0 Xdi 4WD	D	Conventional	07.2013 >		CA955	CB955			
STAVIC									
3.2 4x4		Conventional	02.2005 >		CA955	CB955			
2.7 270 sXDi, 2.7 270 sXDi 4x4	D	Conventional	02.2005 >		CA955	CB955			
SUBARU									
BRZ									
2.0		Conventional	06.2012 >			CB504			
FORESTER (SF)									
2.0, 2.0 S Turbo		Conventional	08.1997 > 09.2002			CB604		0,20	
2.5 AWD		Conventional	07.1997 > 05.2002			CB604			
FORESTER (SG)									
2.0, 2.0 S Turbo, 2.0 X		Conventional	09.2002 >			CB604			
2.5, 2.5 AWD, 2.5 RX Nato AWD, 2.5 XT		Conventional	11.2002 >			CB604			
FORESTER (SH)									
2.0		Conventional	01.2008 >		CA754	CB704			
2.5		Conventional	06.2008 >		CA754	CB704			
2.0 D	D	Conventional	09.2008 >		CA754	CB704			
FORESTER (SJ)									
2.0 X, 2.0 XT		Conventional	03.2013 >			CB604			
2.0 D	D	Conventional	03.2013 >		CA754	CB704			

*podany czas wymiany należy traktować jako orientacyjny

Znalazłeś błąd w tabeli? Chciałbyś zaproponować inne zastosowanie? Czekamy na Twoje propozycje: pl.ekspert@eu.exide.com

Marka i model					Start-Stop	Tradycyjjne			
					Futura	Plus	Standard	(hour)*	s. 207
SUBARU									
IMPREZA (GC, GF)									
1.6 i, 1.6 i 4WD		Conventional	08.1992 > 12.2000			CB604		0,20	
1.8 i 4WD		Conventional	08.1992 > 12.2000			CB604		0,20	
2.0 AWD, 2.0 i, 2.0 i AWD		Conventional	10.1995 > 09.2000			CB604		0,20	
2.0 Turbo GT 4WD		Conventional	03.1994 > 12.2000			CB604		0,20	
2.2 GX AWD		Conventional	11.1995 > 08.1998			CB604		0,20	
IMPREZA (GD, GG)									
1.5		Conventional	05.2006 >			CB604		0,30	
1.6 AWD		Conventional	12.2000 >			CB604		0,30	
2.0 AWD, 2.0 i, 2.0 i AWD, 2.0 i R		Conventional	12.2000 >			CB604		0,30	
2.0 WRX STi, 2.0 WRX Turbo		Conventional	12.2000 >			CB604		0,30	
2.5 AWD, 2.5 i AWD, 2.5 i WRX, 2.5 WRX Sti		Conventional	03.2001 >			CB604		0,30	
IMPREZA (GR, GH, G3)									
1.5 F, 1.5 AWD		Conventional	02.2008 >			CB604		0,30	
2.0, 2.0 i AWD		Conventional	02.2008 >			CB604		0,30	
2.5, 2.5 AWD, 2.5 STI		Conventional	01.2008 >			CB604		0,30	
2.0 D AWD	D	Conventional	01.2009 >		CA754	CB704			
IMPREZA (GP)									
1.6 i, 1.6 i AWD		Conventional	06.2012 >			CB604			
JUSTY I (KAD)									
1000, 1000 4WD		Conventional	11.1984 > 10.1995			CB456		0,10	
1200, 1200 4WD		Conventional	10.1986 > 10.1995			CB456		0,10	
JUSTY II (JMA, MS)									
1.3 4x4, 1.3 GX 4x4		Conventional	10.1995 > 11.2003			CB456			
JUSTY III (G3X)									
1.3		Conventional	09.2003 >		CA472	CB442			
1.5		Conventional	09.2003 >		CA472	CB442			
JUSTY IV									
1.0		Conventional	01.2007 >			CB356		0,30	
1.3 AWD		Conventional	03.2008 >			CB455		0,30	
LEGACY I (BC)									
1800, 1800 4WD		Conventional	01.1989 > 12.1993			CB604		0,10	
2.0, 2.0 GL, 2000 4WD, 2000 Turbo 4WD		Conventional	08.1991 > 07.1994			CB604		0,10	
2200 4WD		Conventional	01.1989 > 07.1994			CB604		0,10	
LEGACY II (BD, BG)									
2.0 i, 2.0 i 4WD		Conventional	09.1994 > 03.1999			CB604		0,30	
2.2 i 4WD		Conventional	09.1994 > 03.1999			CB604		0,30	
2.5 i 4WD		Conventional	06.1996 > 03.1999			CB604		0,30	
LEGACY III (BE, BH)									
2.0, 2.0 AWD, 2.0 RSK AWD		Conventional	04.1999 > 08.2003			CB604		0,30	
2.5		Conventional	10.1998 > 08.2003			CB604		0,30	
3.0 H6 AWD		Conventional	08.2000 > 08.2003			CB604		0,30	
LEGACY IV									
2.0, 2.0 R		Conventional	09.2003 >			CB604		0,30	
2.5, 2.5 i		Conventional	09.2003 >			CB604		0,30	
3.0 R		Conventional	09.2003 >			CB604		0,30	
2.0 D	D	Conventional	02.2008 >		CA754	CB704		0,30	
LEGACY OUTBACK (BG)									
2.5		Conventional	01.1996 > 12.1999			CB604		0,30	
LEGACY V									
2.0 i		Conventional	09.2009 >			CB604			
2.5 GT, 2.5 i, 2.5 i AWD		Conventional	09.2009 >			CB604			
2.0 D	D	Conventional	09.2009 >		CA754	CB704			
LIBERO Bus (E10, E12)									
1.2 4WD, 1.2 i 4WD		Conventional	08.1986 > 02.2000			CB456		0,30	
OUTBACK (BE, BH)									
2.5		Conventional	10.2000 > 08.2003			CB604		0,30	

*podany czas wymiany należy traktować jako orientacyjny

Znalazłeś błąd w tabeli? Chciałbyś zaproponować inne zastosowanie? Czekamy na Twoje propozycje: pl.ekspert@eu.exide.com

Marka i model					Start-Stop	Tradycyjne			
						Futura	Plus	Standard	s. 207
SUBARU									
OUTBACK (BE, BH)									
3.0 H6		Conventional	10.2000 > 08.2003				CB604		0,30
OUTBACK (BL, BP)									
2.0		Conventional	09.2003 > 10.2005				CB604		0,30
2.5		Conventional	11.2003 > 09.2009				CB604		0,30
3.0		Conventional	11.2003 > 09.2009				CB604		0,30
2.0 D	D	Conventional	09.2008 > 09.2009			CA754	CB704		0,30
OUTBACK (BM, BR)									
2.5 i, 2.5 i AWD		Conventional	09.2009 >				CB604		
3.6 R		Conventional	09.2009 >			CA754	CB704		
2.0 D	D	Conventional	09.2009 >			CA754	CB704		
SVX (CX)									
3.3 i 24V 4WD		Conventional	09.1992 > 12.1997				CB605		0,10
TREZIA									
1.3		Start-Stop	03.2011 >	CL604					
1.4 D	D	Conventional	03.2011 >			CA640	CB620		
TRIBECA (B9)									
3.0		Conventional	01.2005 >			CA755	CB705		
3.6		Conventional	09.2007 >			CA755	CB705		
VIVIO									
0.7		Conventional	08.1992 > 12.1998				CB356		
660 4WD		Conventional	03.1992 > 10.1995				CB356		0,10
XV									
1.6 i		Conventional	03.2012 >				CB604		
2.0 i		Conventional	03.2012 >				CB604		
2.0 D	D	Conventional	03.2012 >			CA754	CB704		
SUZUKI									
ALTO II (EC)									
0.8 (SB308/CA)		Conventional	01.1986 > 11.1993				(EB356A)		
ALTO III (EF)									
1.0		Conventional	09.1994 > 06.2002				(EB356A)		0,30
1.3		Conventional	10.1998 > 09.2000				(EB356A)		0,30
ALTO IV (FF)									
1.1		Conventional	06.2002 > 12.2008				CB356		0,30
ALTO V (GF)									
1.0		Conventional	01.2009 >				(EB356A)		
BALENO (EG)									
1.3, 1.3 i 16V		Conventional	07.1995 > 05.2002				CB357		
1.6 i 16V, 1.6 i 16V 4x4		Conventional	07.1995 > 05.2002				CB457		0,30
1.8 GTX, 1.8 i 4x4		Conventional	03.1996 > 05.2002				CB457		0,30
1.9 TD	D	Conventional	04.1998 > 05.2002			CA754	CB704		0,30
CARRY (FD)									
1.3, 1.3 16 V		Conventional	03.1999 >				CB357		0,30
GRAND VITARA I (FT, GT)									
1.6, 1.6 4x4		Conventional	03.1998 > 07.2003				CB604		0,20
2.0, 2.0 4x4		Conventional	03.1998 > 08.2005				CB604		0,20
2.5 V6 24V		Conventional	04.1998 > 07.2003				CB604		0,20
2.7 4x4		Conventional	09.2001 > 07.2003				CB604		0,20
2.0 HDi 110	D	Conventional	07.2001 > 07.2003			CA954	CB954		0,20
2.0 TD, 2.0 TD 4x4	D	Conventional	03.1998 > 09.2005			CA954	CB954		0,20
GRAND VITARA II (JT)									
1.6 All-wheel Drive		Conventional	04.2005 >				CB604		0,30
2.0 All-wheel Drive		Conventional	10.2005 >				CB604		0,30
2.4 All-wheel Drive		Conventional	01.2009 >				CB604		
2.7 All-wheel Drive		Conventional	01.2007 >				CB604		
3.2 All-wheel Drive		Conventional	01.2009 >				CB604		
1.9 DDiS	D	Conventional	10.2005 >			CA754	CB704		0,30

*podany czas wymiany należy traktować jako orientacyjny

Znalazłeś błąd w tabeli? Chciałbyś zaproponować inne zastosowanie? Czekamy na Twoje propozycje: pl.ekspert@eu.exide.com

Suzuki

Marka i model							Start-Stop	Tradycyjjne	Futura	Plus	Standard		
SUZUKI													
IGNIS (FH)													
1.3, 1.3 4WD				Conventional		10.2000 > 09.2003				CB454		0,30	
IGNIS II													
1.3, 1.3 4x4				Conventional		09.2003 >		CA472	CB442			0,30	
1.5, 1.5 4x4, 1.5 Sport				Conventional		09.2003 >		CA472	CB442			0,30	
1.3 DDiS	D			Conventional		09.2003 >		CA612	CB602			0,30	
JIMNY (FJ)													
1.3 16V, 1.3 16V 4WD, 1.3 4x4				Conventional		09.1998 >			CB457			0,20	
1.5 DDiS 4WD, 1.5 DDiS 4x4	D			Conventional		12.2003 >			CB604			0,20	
KIZASHI (FR)													
2.4, 2.4 4x4				Conventional		10.2010 >		CA754	CB704				
LIANA (ER)													
1.3				Conventional		03.2002 >			CB457			0,30	
1.5				Conventional		04.2004 > 11.2007			CB457			0,30	
1.6, 1.6 i				Conventional		03.2002 >			CB457			0,30	
1.6 4WD				Conventional		03.2002 >			CB604			0,30	
2.3				Conventional		04.2004 > 11.2007			CB457				
1.4 DDiS	D			Conventional		04.2004 >		CA754	CB704			0,30	
SAMURAI (SJ)													
1.0 AWD				Conventional		11.1988 > 12.2004			CB357			0,20	
1.3, 1.3 AWD				Conventional		11.1988 > 12.2004			CB357				
1.9 TD (Engine Model: Renault)	D			Conventional		11.1988 > 12.2004		CA770	CB740				
1.9 D, 1.9 TD	D			Conventional		11.1988 > 12.2004		CA754	CB704				
SPLASH													
1.0				Conventional		01.2008 >		CA472	CB442			0,50	
1.2, 1.2 VVT				Conventional		01.2008 >		CA472	CB442			0,50	
1.3 CDTI	D			Conventional		01.2008 >		CA722	CB712			0,50	
SUPER CARRY Bus (ED)													
1.0				Conventional		10.1985 > 03.1999			CB357			0,30	
SWIFT II (EA, MA)													
1.0, 1.0 i				Conventional		03.1989 > 05.2001			CB357			0,30	
1.3, 1.3 4WD, 1.3 GTi				Conventional		03.1989 > 12.2003			CB357			0,30	
1.6 4x4				Conventional		03.1989 > 10.1996			CB457			0,30	
SWIFT III (MZ, EZ)													
1.3, 1.3 4x4				Conventional		02.2005 >		CA472	CB442			0,30	
1.5				Conventional		02.2005 >		CA472	CB442			0,30	
1.6, Sport				Conventional		05.2006 >		CA472	CB442			0,30	
1.3 DDiS	D			Conventional		08.2005 >		CA612	CB602			0,30	
SWIFT IV (FZ, NZ)													
1.2				Start-Stop		10.2010 >	CL600						
1.2				Conventional		10.2010 >		CA530	CB500				
1.2 4WD, 1.2 4x4				Conventional		08.2012 >		CA530	CB500				
1.6, Sport				Conventional		01.2012 >		CA530	CB500				
1.3 DDiS	D			Start-Stop		10.2010 >	CL600						
1.3 DDiS	D			Conventional		10.2010 >		CA530	CB500				
SX4 (GY)													
1.5, 1.5 VVT				Conventional		06.2006 >			CB454			0,30	
1.6 VVT, 1.6 VVT 4x4				Conventional		06.2006 >			CB454			0,30	
2.0, 2.0 4x4				Conventional		06.2006 >			CB454			0,30	
1.6 DDiS	D			Conventional		04.2007 >		CA770	CB740			0,30	
1.9 DDiS, 1.9 DDiS 4x4	D			Conventional		06.2006 >		CA770	CB740			0,30	
2.0 DDiS, 2.0 DDiS 4x4	D			Conventional		07.2009 >		CA770	CB740			0,30	
SX4													
1.6, 1.6 4x4				Conventional		08.2013 >			CB454				
1.6 DDiS, 1.6 DDiS 4x4	D			Conventional		08.2013 >		CA770	CB740				
VITARA (ET, TA)													
1.6, 1.6 i 16V				Conventional		07.1988 > 03.1998			CB357			0,20	

*podany czas wymiany należy traktować jako orientacyjny

Znalazłeś błąd w tabeli? Chciałbyś zaproponować inne zastosowanie? Czekamy na Twoje propozycje: pl.ekspert@eu.exide.com

Marka i model					Start-Stop	Tradycyjne			
						Futura	Plus	Standard	godziny*
SUZUKI									
VITARA (ET, TA)									
2.0 16V		Conventional	12.1996 > 03.1998				CB604		0,20
2.0 V6 24V		Conventional	12.1994 > 03.1998				CB604		0,20
2.5 V6 24V		Conventional	12.1995 > 03.1998				CB604		0,20
1.9 D (ET)	D	Conventional	01.1995 > 03.1998			CA754	CB704		0,20
2.0 TD, 2.0 TD Intercooler	D	Conventional	12.1994 > 03.1998			CA754	CB704		0,20
VITARA (ET)									
HDI	D	Conventional	12.2003 > 12.2005			CA770	CB740		0,20
VITARA Cabrio (ET, TA)									
1.6, 1.6 i 16V		Conventional	07.1988 > 03.1999				CB357		0,20
2.0 16V		Conventional	12.1996 > 03.1999				CB604		0,20
1.9 D	D	Conventional	01.1995 > 03.1999			CA754	CB704		0,20
VITARA Cabrio (ET)									
2.0 HDI	D	Conventional	12.2003 > 12.2005			CA770	CB740		
WAGON R									
1.0 (G10A)		Conventional	07.2003 > 08.2005			CA472	CB442		
1.0 (Z10 XEP)		Conventional	06.2004 > 08.2005				CB356		
1.2		Conventional	06.2004 > 08.2005				CB456		
WAGON R+ (EM)									
1.0		Conventional	02.1998 > 05.2000				CB356		0,30
1.2, 1.2 4WD		Conventional	02.1998 > 05.2000				CB456		0,30
WAGON R+ (MM)									
1.3, 1.3 4WD		Conventional	05.2000 >			CA472	CB442		0,30
1.3 DDiS	D	Conventional	09.2003 >			CA472	CB442		
X-90 (EL)									
1.6 i 16V, 1.6 i 16V 4x4		Conventional	09.1995 > 12.1997				CB457		0,20
TATA (TELCO)									
INDICA									
1.4 i, 1.4 L		Conventional	06.1998 >				CB505		
1.4 D	D	Conventional	10.1998 >				CB505		
INDIGO									
1.4		Conventional	01.2003 >				CB505		
1.4 D	D	Conventional	01.2003 >				CB505		
SAFARI									
1.9 D 4x4	D	Conventional	04.1998 >			CA954	CB954	CC904	
2.2 TDiC, 2.2 TDiC 4x4	D	Conventional	07.2006 >			CA954	CB954	CC904	
TELCOLINE									
1.9 TDiC	D	Conventional	02.2000 > 06.2003			CA954	CB954	CC904	
2.0 TDiC 4x4	D	Conventional	02.1999 > 12.2005			CA954	CB954	CC904	
3.0 207 DI	D	Conventional	06.1999 > 12.2007			CA954	CB954	CC904	
TOFAS									
DOGAN									
1.6, 1.6 i.e, 1.6 IE		Conventional	01.1976 > 12.2002				CB501		
KARTAL									
1.6, 1.6 IE		Conventional	01.1991 > 07.2002				CB501		
SAHIN Saloon									
1.4 Mirafiori		Conventional	01.1980 > 12.2003				CB501		
1.6 IE, 1.6 S		Conventional	01.1980 > 12.2003				CB501		
TOYOTA									
4 RUNNER (RN10_, VZN13_, VZN10_, RN13_)									
2.4		Conventional	08.1987 > 03.1996			CA755	CB705		
2.7 i		Conventional	11.1995 > 03.1996			CA755	CB705		
3.0 V6		Conventional	07.1990 > 11.1995			CA755	CB705		0,30
3.4 i		Conventional	11.1995 > 03.1996			CA755	CB705		
3.0 Turbo-D	D	Conventional	10.1993 > 03.1996			CA955	CB955	CC905	0,30
2.4 TD	D	Conventional	08.1989 > 11.1995			CA755	CB705		

*podany czas wymiany należy traktować jako orientacyjny

Znalazłeś błąd w tabeli? Chciałbyś zaproponować inne zastosowanie? Czekamy na Twoje propozycje: pl.ekspert@eu.exide.com

Toyota

Marka i model		Start-Stop		Tradycyjjne		Futura		Plus		Standard		i s. 207	
TOYOTA													
4 RUNNER (KZN18_, VZN18_, RZN18_)													
4.0 VVTi		Conventional	08.2002 > 11.2002		CA755	CB705							
3.0 Turbo-D	D	Conventional	11.1995 > 11.2002		CA955	CB955	CC905	0,30					
AURIS (NRE15_, ZZE15_, ADE15_, ZRE15_, NDE15_)													
1.33 Dual-VVTi		Start-Stop	05.2009 >	CL600								0,30	
1.33 Dual-VVTi		Conventional	05.2009 >		CA530	CB500						0,30	
1.4 VVTi		Conventional	03.2007 >		CA530	CB500						0,30	
1.5		Conventional	09.2009 >		CA530	CB500						0,30	
1.5 4WD		Conventional	09.2009 >		CA640	CB620						0,30	
1.6, 1.6 VVTi		Conventional	03.2007 >		CA530	CB500						0,30	
1.8, 1.8 4WD, 1.8 VVTi		Conventional	10.2006 >		CA640	CB620						0,30	
1.8 Hybrid		Hybrid	09.2010 >			CB356							
1.4 D-4D	D	Conventional	03.2007 >		CA640	CB620						0,30	
2.0 D-4D	D	Conventional	03.2007 >		CA770	CB740						0,30	
2.2 D	D	Conventional	03.2007 >		CA770	CB740							
AURIS (NZE18_, ZRE18_)													
1.3		Conventional	10.2012 >		CA530	CB500							
1.6		Conventional	10.2012 >		CA530	CB500							
1.8		Conventional	10.2012 >		CA530	CB500							
1.8 Hybrid		Conventional	10.2012 >			CB356							
1.4 D-4D	D	Conventional	10.2012 >		CA640	CB620							
2.0 D-4D	D	Conventional	10.2012 >		CA770	CB740							
AURIS TOURING SPORTS (ZWE18_, ZRE18_)													
1.3		Start-Stop	07.2013 >	CL600									
1.6		Conventional	07.2013 >		CA530	CB500							
1.8 Hybrid		Conventional	07.2013 >										
1.4 D-4D	D	Conventional	07.2013 >		CA640	CB620							
2.0 D-4D	D	Conventional	07.2013 >		CA640	CB620							
AVENSIS (_T22_)													
1.6, 1.6 VVT-i		Conventional	09.1997 > 02.2003		CA640	CB620	CC550	0,30					
1.8, 1.8 VVT-i		Conventional	09.1997 > 02.2003		CA640	CB620	CC550	0,30					
2.0, 2.0 VVT-i		Conventional	09.1997 > 02.2003		CA640	CB620	CC550	0,30					
1.9 D	D	Conventional	10.1997 > 02.2003		CA770	CB740	CC700	0,30					
2.0 TD, 2.0 D-4D (CDT220_)	D	Conventional	09.1997 > 02.2003		CA770	CB740	CC700	0,30					
AVENSIS (T25)													
1.6 VVT-i		Conventional	04.2003 > 11.2008		CA640	CB620	CC550	0,30					
1.8		Conventional	04.2003 > 11.2008		CA640	CB620	CC550	0,30					
2.0, 2.0 VVTi		Conventional	04.2003 > 11.2008		CA640	CB620		0,30					
2.4		Conventional	09.2003 > 11.2008		CA640	CB620		0,30					
2.0 D-4D	D	Conventional	04.2003 > 11.2008		CA770	CB740	CC700	0,30					
2.2 D-4D, 2.2 D-CAT	D	Conventional	07.2005 > 11.2008		CA900	CB800		0,30					
AVENSIS (ZRT27, ADT27)													
1.6		Conventional	02.2009 >		CA640	CB620							
1.8		Conventional	02.2009 >		CA640	CB620							
2.0		Conventional	02.2009 >		CA640	CB620							
2.0 D-4D	D	Conventional	02.2009 >		CA770	CB740							
2.2 D-4D	D	Conventional	02.2009 >		CA900	CB800							
AVENSIS VERSO (_CLM2_, _ACM2_)													
2.0 VVT-i, 2.4 VVTi 4WD, 2.4 VVTi GLS		Conventional	08.2001 > 11.2009		CA640	CB620						0,30	
2.0 D-4D	D	Conventional	08.2001 > 08.2005		CA770	CB740	CC700	0,30					
2.2 D-4D	D	Conventional	04.2008 > 11.2009		CA900	CB800						0,30	
AYGO (WNB1_, KGB1_)													
1.0, 1.0 GPL		Conventional	07.2005 >			CB440						0,30	
1.4 HDi	D	Conventional	07.2005 > 08.2010		CA530	CB500						0,30	
CAMRY (_V2_)													
2.0, 2.0 4WD, 2.0 Gli 16V		Conventional	11.1986 > 05.1991			CB604						0,30	
2.5 V6 GXI		Conventional	02.1988 > 05.1991			CB604						0,30	

*podany czas wymiany należy traktować jako orientacyjny

Znalazłeś błąd w tabeli? Chciałbyś zaproponować inne zastosowanie? Czekamy na Twoje propozycje: pl.ekspert@eu.exide.com

Tabele zastosowań

Marka i model					Start-Stop	Tradycyjne			
						Futura	Plus	Standard	(godziny)*
TOYOTA									
CAMRY (_V2_)									
2.0 Turbo-D	D	Conventional	11.1986 > 05.1991				CB704		0,30
CAMRY (_CV1_, _XV1_, _V1_)									
2.2		Conventional	06.1991 > 08.1996				CB604		0,30
3.0		Conventional	06.1991 > 07.1996				CB604		0,30
CAMRY (_CV2_, _XV2_)									
2.2		Conventional	08.1996 > 11.2001				CB604		0,30
3.0 V6		Conventional	08.1996 > 11.2001				CB604		0,30
CAMRY (MCV3_, ACV3_, XV3_)									
2.0 VVTi		Conventional	08.2001 > 11.2006				CB604		0,30
2.4 VVT-i		Conventional	11.2001 > 11.2006				CB604		0,30
3.0, 3.0 V6		Conventional	11.2001 > 11.2006				CB604		0,30
CAMRY (_XV4_)									
2.0 VVT-i		Conventional	01.2006 > 09.2011		CA755	CB705			
2.4 VVTi		Conventional	01.2006 > 09.2011		CA755	CB705			
2.4 VVTi Hybrid		Hybrid	01.2006 > 09.2011		CA755	CB705			
2.5 VVTi		Conventional	01.2010 > 09.2011		CA755	CB705			
3.5		Conventional	01.2008 > 09.2011		CA755	CB705			
CAMRY (XV5_)									
2.5		Conventional	01.2012 >		CA755	CB705			
3.5		Conventional	09.2011 >		CA755	CB705			
CARINA E (_T19_)									
1.6, 1.6 16V, 1.6 GLI		Conventional	04.1992 > 09.1997				CB604		0,30
1.8		Conventional	01.1995 > 09.1997				CB604		0,30
2.0 i, 2.0 GLI, 2.0 GTi, 2.0 GTi 16V		Conventional	04.1992 > 09.1997				CB604		0,30
2.0 D, 2.0 TD	D	Conventional	04.1992 > 09.1997		CA770	CB740	CC700		0,30
CELICA Coupe (AT18_, ST18_)									
1.6 STi		Conventional	10.1989 > 11.1993				CB604		0,30
2.0 GTi, 2.0 Turbo 4WD		Conventional	10.1989 > 11.1993				CB604		0,30
CELICA (ST20_, AT20_)									
1.8 i 16V		Conventional	11.1993 > 11.1999				CB604		0,30
2.0 i 16V, 2.0 i Turbo 4WD		Conventional	11.1993 > 11.1999				CB604		0,30
CELICA (ZZT23_)									
1.8 16V VT-i, 1.8 16V TS		Conventional	08.1999 > 09.2005				CB604		0,30
COROLLA (_E10_)									
1.3 12V, 1.3 XLI, 1.3 XLI 16V		Conventional	07.1992 > 04.1997				CB456		0,30
1.6, 1.6 Si		Conventional	05.1992 > 04.1997				CB504		0,30
1.8 i		Conventional	11.1992 > 09.1994				CB504		0,30
2.0 D (CE100_)	D	Conventional	07.1992 > 04.1997		CA954	CB954			0,30
COROLLA (_E11_)									
1.3		Conventional	05.1997 > 10.2001				CB504		0,30
1.4, 1.4 16V		Conventional	04.1997 > 11.2001				CB504		0,30
1.6, 1.6 16V		Conventional	04.1997 > 11.2001				CB504		0,30
1.8 Linea Terra		Conventional	10.1997 > 10.2001		CA640	CB620			0,30
1.4 D-4D	D	Conventional	06.2004 > 12.2001		CA770	CB740			0,30
1.9 D	D	Conventional	02.2000 > 11.2001		CA954	CB954			0,30
2.0 D, 2.0 D-4D	D	Conventional	04.1997 > 11.2001		CA954	CB954			0,30
COROLLA (ZZE12_, NDE12_, ZDE12_)									
1.4 VVT-i		Conventional	01.2002 > 12.2006		CA640	CB620	CC550		0,30
1.6 VVT-i		Conventional	01.2002 > 12.2006		CA640	CB620	CC550		0,30
1.8 VVTi, 1.8 VVTL-i TS		Conventional	01.2002 > 02.2007		CA640	CB620			0,30
1.4 D	D	Conventional	07.2004 > 02.2007		CA770	CB740			0,30
2.0 D-4D	D	Conventional	01.2002 > 02.2007		CA770	CB740			0,30
COROLLA (_E12J_, _E12T_)									
1.3		Conventional	11.2001 > 05.2004						0,30
1.4 VVT-i		Conventional	08.2002 > 07.2007		CA640	CB620	CC550		0,30
1.5		Conventional	11.2001 > 07.2007		CA640	CB620	CC550		0,30

*podany czas wymiany należy traktować jako orientacyjny

Znalazłeś błąd w tabeli? Chciałbyś zaproponować inne zastosowanie? Czekamy na Twoje propozycje: pl.ekspert@eu.exide.com

Toyota

Marka i model		Start-Stop		Tradycyjjne		Futura		Plus		Standard		i s. 207	
TOYOTA													
COROLLA (E12J_ , E12T_)													
1.6, 1.6 VVT-i		Conventional	08.2002 > 07.2007		CA640	CB620	CC550	0,30					
1.8		Conventional	03.2001 > 07.2007		CA640	CB620		0,30					
1.4 D-4D	D	Conventional	07.2004 > 07.2007		CA770	CB740		0,30					
2.0 D-4D	D	Conventional	08.2002 > 07.2007		CA770	CB740		0,30					
COROLLA (E15_)													
1.3 VVT-i, 1.33		Conventional	01.2007 >		CA530	CB500		0,30					
1.4 VVT-i		Conventional	01.2007 >		CA530	CB500		0,30					
1.6, 1.6 Dual VVTi, 1.6 VVT-i		Conventional	01.2007 >		CA640	CB620		0,30					
1.8, 1.8 VVTL-i		Conventional	05.2007 >		CA640	CB620		0,30					
1.4 D-4D	D	Conventional	01.2007 >		CA770	CB740		0,30					
2.0 D-4D	D	Conventional	01.2007 >		CA770	CB740		0,30					
2.2 D-4D	D	Conventional	11.2006 >		CA770	CB740		0,30					
COROLLA Verso (ZDE12_ , CDE12_)													
1.4 VVT-i		Conventional	01.2002 > 05.2004		CA640	CB620	CC550	0,30					
1.6 VVT-i		Conventional	01.2002 > 05.2004		CA640	CB620	CC550	0,30					
1.8 VVT-i		Conventional	01.2002 > 05.2004		CA640	CB620	CC550	0,30					
2.0 D-4D	D	Conventional	01.2002 > 05.2004		CA770	CB740	CC700	0,30					
COROLLA Verso (ZER_ , ZZE_ , R1_)													
1.3 VVTi		Conventional	03.2004 > 03.2009		CA640	CB620		0,30					
1.6		Conventional	04.2004 > 03.2009		CA640	CB620	CC550	0,30					
1.8		Conventional	04.2004 > 03.2009		CA640	CB620	CC550	0,30					
1.4 D-4D	D	Conventional	03.2004 > 03.2009		CA640	CB620		0,30					
2.0 D-4D	D	Conventional	04.2004 > 03.2009		CA770	CB740	CC700	0,30					
2.2 D-4D	D	Conventional	10.2005 > 03.2009		CA900	CB800		0,30					
DYNA 150 Platform/Chassis													
3.4 D	D	Conventional	09.1988 > 06.1995		CA955	CB955	CC905						
DYNA 150 Platform/Chassis (LY_)													
2.8 D	D	Conventional	05.1995 > 08.1998			CB705							
3.0 D	D	Conventional	09.1998 > 07.2001			CB705							
DYNA 200 Platform/Chassis													
2.2		Conventional	10.1993 > 05.1995			CB705							
3.0 D	D	Conventional	08.1988 > 05.1995		CA955	CB955	CC905						
3.4 D	D	Conventional	10.1992 > 05.1999		CA955	CB955	CC905						
3.7 D	D	Conventional	08.1988 > 07.2001		CA955	CB955	CC905						
4.1 Di, 4.1 TDi	D	Conventional	06.1995 > 07.2001		CA955	CB955	CC905						
DYNA 300 Platform/Chassis													
2.4		Conventional	06.1998 > 07.2001			CB604							
2.7		Conventional	06.1995 > 06.1999		CA955	CB955	CC905						
3.4 D	D	Conventional	06.1995 > 05.1999		CA955	CB955	CC905						
3.7 D	D	Conventional	06.1995 > 06.1999		CA955	CB955	CC905						
4.1 D	D	Conventional	06.1995 > 06.1999		CA955	CB955	CC905						
DYNA Platform/Chassis													
2.5 D4d	D	Conventional	08.2001 >		CA955	CB955	CC905	0,30					
3.0 D4d	D	Conventional	08.2001 >		CA955	CB955	CC905	0,30					
4.0 D4d, 4.0 D4d 4WD	D	Conventional	10.2006 >		CA955	CB955	CC905	0,30					
FJ CRUISER (GSJ1_)													
4.0 i V6, 4.0 VVTi 4WD		Conventional	12.2010 >		CA754	CB704							
GT 86 Coupe (ZN6_)													
2.0 GT		Conventional	03.2012 >			CB604							
HIACE III (LH1_ , RZH1_)													
2.0 (RZH102)		Conventional	08.1989 > 04.1998			CB605		0,30					
2.0		Conventional	11.1996 > 10.2000		CA755	CB705							
2.4, 2.4 4WD		Conventional	08.1989 > 08.2004		CA755	CB705							
3.4, 3.4 4WD		Conventional	08.1995 > 08.2001		CA755	CB705							
2.4 D, 2.4 D 4WD	D	Conventional	08.1989 > 08.1995		CA954	CB954	CC904	0,40					
2.5 D-4D 4WD	D	Conventional	08.2001 > 08.2004		CA955	CB955		0,30					

*podany czas wymiany należy traktować jako orientacyjny

Znalazłeś błąd w tabeli? Chciałbyś zaproponować inne zastosowanie? Czekamy na Twoje propozycje: pl.ekspert@eu.exide.com

Tabele zastosowań



Marka i model					Start-Stop	Tradycyjne			
					Futura	Plus	Standard	(godziny)*	s. 207
TOYOTA									
HIACE III (LH1_, RZH1_)									
2.8 D	D	Conventional	08.1989 > 08.2000		CA954	CB954	CC904		
3.0 D	D	Conventional	08.1998 > 08.2004		CA955	CB955			
HIACE IV (H100)									
2.0		Conventional	08.1995 > 04.1998		CA755	CB705			
2.8 D	D	Conventional	08.1995 > 08.2000		CA955	CB955	CC905		
HIACE IV (LH1_)									
2.4, 2.4 4WD, 2.4 i		Conventional	08.1995 > 02.2005		CA755	CB705			0,30
2.7, 2.7 4WD		Conventional	04.1998 >		CA755	CB705			0,30
2.4 D, 2.4 TD, 2.4 TD AWD	D	Conventional	08.1995 > 08.2006		CA955	CB955			
2.5 D-4D, 2.5 D-4D 4WD	D	Conventional	11.2001 >		CA955	CB955			0,30
HIACE IV (TRH2_, KDH2_)									
2.7 VVTi		Conventional	01.2005 >		CA755	CB705			
2.5 D-4D, 2.5 D-4D 4WD	D	Conventional	01.2005 >		CA955	CB955			
3.0 D	D	Conventional	01.2005 >		CA955	CB955			
HILUX II Pickup (RN6_, RN5_, LN6_, YN6_, YN5_, LN5_)									
1.8		Conventional	08.1988 > 07.1994			CB605			0,30
2.4 i 4WD		Conventional	06.1989 > 07.2005			CB605			0,30
2.7, 2.7 4WD		Conventional	08.1994 > 07.2000		CA755	CB705			0,30
2.4 D, 2.4 D 4WD, 2.4 TD 4WD	D	Conventional	08.1988 > 07.2005		CA755	CB705			0,30
2.5 D-4D, 2.5 D-4D 4WD	D	Conventional	11.2001 > 07.2005		CA754	CB704			0,30
HILUX III Pickup (TGN1_, GGN2_, GGN1_, KUN2_, KUN1_)									
2.7, 2.7 4WD		Conventional	08.2005 >		CA755	CB705			
4.0, 4.0 4WD		Conventional	08.2005 >		CA755	CB705			
2.5 D 4WD, 2.5 D-4D, 2.5 D-4D 4WD	D	Conventional	08.2005 >		CA955	CB955			0,30
3.0 D, 3.0 D-4D 4WD	D	Conventional	08.2005 >		CA955	CB955			
IQ (KGJ1_, NGJ1_)									
1.0		Conventional	01.2009 >			CB457			
1.33		Start-Stop	01.2009 >	CL604					
1.33		Conventional	01.2009 >			CB505			
1.4 D-4D	D	Conventional	01.2009 >			CB605			
LAND CRUISER (PZJ7_, KZJ7_, HZJ7_, BJ7_, LJ7_, RJ7_)									
2.4		Conventional	11.1984 > 12.1996		CA955	CB955	CC905		0,40
2.4 D, 2.4 TD	D	Conventional	11.1984 > 05.1993			CB604			0,40
2.7 TD 4x4	D	Conventional	01.1990 > 08.2001			CB604			0,40
3.0 TD	D	Conventional	05.1993 > 05.1996			CB604			0,40
3.4 D, 3.4 TD	D	Conventional	11.1984 > 12.1996		CA754	CB704			0,40
3.5 D 4x4	D	Conventional	01.1990 > 08.1992		CA754	CB704			0,40
4.0 D 4x4	D	Conventional	08.1987 > 12.1989		CA754	CB704			0,40
4.2 TD	D	Conventional	01.1990 >		CA754	CB704			0,40
LAND CRUISER 80 (_J8_)									
4.0		Conventional	01.1990 > 08.1992		CA755	CB705			
4.5, 4.5 24V		Conventional	08.1992 > 01.1998		CA954	CB954	CC904		
4.2 D, 4.2 TD, 4.2 TD 24V	D	Conventional	01.1990 > 12.1997		CA754	CB704			
LAND CRUISER 90 (_J9_)									
2.7		Conventional	04.1995 > 07.2002		CA754	CB704			
3.4 i 24V		Conventional	04.1996 >			CB604			0,30
4.7		Conventional	08.2002 >			CB604			
3.0 TD, 3.0 D-4D	D	Conventional	04.1995 >		CA954	CB954			0,30
4.2 TD	D	Conventional	08.1999 > 08.2001		CA954	CB954			0,30
LAND CRUISER 100 (UZJ100)									
4.7		Conventional	01.1998 >			CB604			0,30
4.2 TD, 4.2 TDi 24V	D	Conventional	01.1998 >		CA955	CB955			0,30
LAND CRUISER Hardtop (_J7_)									
2.4 TD	D	Conventional	07.1990 > 05.1996			CB604			0,40
3.0 TD	D	Conventional	05.1993 > 05.1996			CB604			0,40
4.2 D	D	Conventional	07.1990 > 05.1996			CB604			

*podany czas wymiany należy traktować jako orientacyjny

Znalazłeś błąd w tabeli? Chciałbyś zaproponować inne zastosowanie? Czekamy na Twoje propozycje: pl.ekspert@eu.exide.com

Toyota

Marka i model					Start-Stop	Tradycyjjne			
					Futura	Plus	Standard	(hour)*	s. 207
TOYOTA									
LAND CRUISER (KDJ12_, GRJ12_)									
2.7		Conventional	09.2002 > 02.2010		CA754	CB704			
3.4		Conventional	09.2002 > 08.2004		CA754	CB704			
4.0		Conventional	09.2002 > 08.2004		CA754	CB704			
3.0 D	D	Conventional	09.2002 > 07.2009		CA954	CB954		0,30	
3.0 D-4D	D	Conventional	09.2002 > 02.2010		CA754	CB704		0,30	
LAND CRUISER Pickup (_J7_)									
4.0 4x4		Conventional	03.2007 >		CA754				
4.5 MPFi 4x4		Conventional	03.2007 >		CA754	CB704			
4.2 TD 4x4	D	Conventional	03.2007 >		CA954	CB954			
LAND CRUISER (VDJ20_, UZJ20_)									
4.0 VVTi		Conventional	01.2010 >		CA954	CB954			
4.6 V8		Conventional	09.2010 >		CA754	CB704			
4.7 V8		Conventional	08.2007 >		CA954	CB954			
5.7 V8		Conventional	08.2007 >		CA954	CB954			
4.5 D V8, 4.5 D4-D	D	Conventional	08.2007 >		CA954	CB954		0,30	
LAND CRUISER 150 (KDJ15_, GRJ15_)									
2.7		Conventional	01.2010 >		CA754	CB704			
4.0 V6 Dual VVTi, 4.0 V6 VVTi		Conventional	01.2010 >		CA954	CB954			
3.0 D-4D	D	Conventional	01.2010 >		CA954	CB954			
3.0 D-4D	D	Conventional	03.2010 >		CA954	CB954			
LITEACE (_R2_V)									
1.5		Conventional	01.1992 > 01.1995			CB505		0,30	
2.2		Conventional	01.1992 > 01.1995			CB505		0,30	
2.0 D	D	Conventional	01.1992 > 05.1994		CA755	CB705		0,30	
MR 2 II (SW2_)									
2.0, 2.0 16V		Conventional	12.1989 > 05.2000			CB456			
MR 2 III (ZZW3_)									
1.8 16V VT-i		Conventional	10.1999 > 06.2007			CB604		0,30	
PASEO Coupe (EL44_)									
1.5		Conventional	06.1988 > 08.1995			CB505			
PASEO Coupe (EL54)									
1.3		Conventional	08.1995 > 04.2000			CB505			
1.5, 1.5 16V		Conventional	08.1995 > 04.2000			CB505			
PICNIC (_XM10)									
2.0, 2.0 16V		Conventional	05.1996 > 01.2003			CB604		0,30	
2.2 D	D	Conventional	08.1997 > 12.2001		CA954	CB954		0,30	
PREVIA (TCR2_, TCR1_)									
2.4, 2.4 4WD		Conventional	05.1990 > 08.2000			CB604		0,30	
PREVIA (MCR3_, ACR3_, CLR3_)									
2.0		Conventional	10.2000 > 08.2003			CB604		0,30	
2.4		Conventional	08.2000 > 01.2006			CB604		0,30	
2.0 D-4D	D	Conventional	03.2001 > 01.2006		CA954	CB954		0,30	
PREVIA III (ACR5_, GSR5_)									
2.4		Conventional	10.2005 >			CB604			
PRIUS (NHW11_)									
1.5		Hybrid	05.2000 > 01.2004			CB457			
PRIUS (NHW20_)									
1.5		Hybrid	08.2003 > 03.2009			CB457			
PRIUS (ZVW3_)									
1.8 Hybrid		Hybrid	04.2009 >			CB356			
PRIUS C (NHP10_)									
1.5 Hybrid		Hybrid	02.2012 >						
PRIUS PLUS (ZVW4_)									
1.8 Hybrid		Hybrid	03.2012 >						
PROACE									
1.6 D-4D	D	Conventional	06.2013 >		CA640	CB620			

*podany czas wymiany należy traktować jako orientacyjny
Znalazłeś błąd w tabeli? Chciałbyś zaproponować inne zastosowanie? Czekamy na Twoje propozycje: pl.ekspert@eu.exide.com

Tabele zastosowań

Marka i model					Start-Stop	Tradycyjne			
					Futura	Plus	Standard		
								(godziny)*	s. 207
TOYOTA									
PROACE									
2.0 D-4D	D	Conventional	06.2013 >		CA770	CB740			
2.0 D-4D	D	Conventional	06.2013 >		CA770	CB740			
RAV 4 I (SXA1_)									
2.0, 2.0 4WD		Conventional	06.1994 > 06.2000			CB504			0,30
RAV 4 I Cabrio (SXA1_)									
2.0 16V 4WD		Conventional	12.1997 > 06.2000			CB504			0,30
RAV 4 II (CLA2_, XA2_, ZCA2_, ACA2_)									
1.8 VVTi		Conventional	02.2001 > 11.2005			CB604			0,30
2.0 VVTi 4WD		Conventional	06.2000 > 11.2005			CB604			0,30
2.4 VVTi 4WD		Conventional	08.2003 > 11.2005			CB604			0,30
2.0 D-4D 4WD	D	Conventional	09.2001 > 11.2005		CA954	CB954			0,30
RAV 4 III (ACA3_, ACE_, ALA3_, GSA3_, ZSA3_)									
2.0, 2.0 4WD		Conventional	12.2008 >			CB504			
2.0 VVT-i, 2.0 VVT-i 4WD		Conventional	03.2009 >			CB604			
2.4 VVTi, 2.4 VVTi 4WD		Conventional	11.2005 >			CB604			
3.5 VVTi 4WD		Conventional	11.2005 >			CB604			
2.2 D-4D, 2.2 D-4D 4WD, 2.2 D-CAT 4WD	D	Conventional	03.2006 >		CA954	CB954			
RAV 4 IV (ZSA4_, ALA4_)									
2.0 VVT-i, 2.0 VVT-i 4WD		Conventional	12.2012 >			CB604			
2.5 VVT-i 4WD		Conventional	12.2012 >		CA754	CB704			
2.0 D4-D	D	Conventional	12.2012 >		CA954	CB954			
2.2 D4-D 4WD	D	Conventional	12.2012 >		CA954	CB954			
STARLET (_P8_)									
1.0		Conventional	12.1989 > 12.1992			CB454			0,30
1.3 12V, 1.3 XL		Conventional	12.1989 > 03.1996			CB454			0,30
1.5 D	D	Conventional	12.1989 > 03.1996			CB605			0,30
STARLET (EP91)									
1.3		Conventional	04.1996 > 03.1999			CB454			0,30
SUPRA (JZA80)									
3.0 i Bi-Turbo		Conventional	05.1993 > 08.2002			CB604			0,30
URBAN CRUISER (NSP1_, NLP1_, ZSP1_, NCP11_)									
1.33		Start-Stop	04.2009 >	CL604					
1.33		Conventional	04.2009 >			CB604			
1.5 VVTi, 1.5 VVTi 4WD		Conventional	07.2007 >			CB604			
1.4 D-4D, 1.4 D-4D 4WD	D	Conventional	04.2009 >			CB604			
VERSO (_AUR2_, _ZGR2_)									
1.6		Conventional	04.2009 >		CA530	CB500			
1.8		Conventional	04.2009 >		CA640	CB620			
1.6 D-4D	D	Start-Stop	02.2014 >	CL800					
2.0 D-4D	D	Conventional	04.2009 >		CA900	CB800			
2.2 D-4D, 2.2 D-CAT	D	Conventional	04.2009 >		CA900	CB800			
VERSO S (NLP12_, NCP12_, NSP12_)									
1.33		Start-Stop	11.2010 >	CL604					
1.4 D4-D	D	Conventional	11.2010 >		CA640	CB620			
YARIS (SCP1_, NLP1_, NCP1_)									
1.0 16V (FR)		Conventional	03.2003 > 09.2005		CA472	CB442			0,30
1.0 16V (JP)		Conventional	04.1999 > 09.2005			CB457			0,30
1.3, 1.3 16V		Conventional	11.1999 > 09.2005			CB457			0,30
1.5 TS		Conventional	01.2003 > 09.2005			CB457			0,30
1.5 VVT-i TS		Conventional	04.2001 > 07.2005		CA530	CB500			0,30
1.4 D-4D	D	Conventional	12.2001 > 09.2005			CB605			0,30
1.4 D-4D (90hp)	D	Conventional	05.2005 > 09.2005		CA640	CB620			
YARIS (SCP9_, NSP9_, KSP9_, NCP9_, ZSP9_)									
1.0 GPL, 1.0 VVT-i		Conventional	01.2006 >		CA530	CB500			0,30
1.3 VVT-i, 1.3 4WD		Conventional	11.2005 >		CA530	CB500			0,30
1.33 VVT-i		Start-Stop	03.2009 >	CL600					0,30

*podany czas wymiany należy traktować jako orientacyjny

Znalazłeś błąd w tabeli? Chciałbyś zaproponować inne zastosowanie? Czekamy na Twoje propozycje: pl.ekspert@eu.exide.com

Toyota > Vauxhall

Marka i model					Start-Stop	Tradycyjjne			
					Futura	Plus	Standard	(hour)*	s. 207
TOYOTA									
YARIS (SCP9_, NSP9_, KSP9_, NCP9_, ZSP9_)									
1.3 VVT-i		Conventional	03.2009 >		CA530	CB500		0,30	
1.5		Conventional	11.2005 >		CA530	CB500		0,30	
1.8 VVTi		Conventional	01.2007 >		CA530	CB500		0,30	
1.4 D-4D	D	Conventional	01.2006 >		CA640	CB620		0,30	
YARIS (NLP13_, NSP13_, NCP13_, KSP13_)									
1.0		Conventional	09.2011 >		CA530	CB500			
1.3		Start-Stop	09.2011 >	CL600					
1.3		Conventional	09.2011 >		CA530	CB500			
1.3 VVT-i		Conventional	12.2010 >		CA530	CB500			
1.5 Hybrid		Hybrid	03.2012 >			CB356			
1.4 D-4D	D	Conventional	09.2011 >		CA640	CB620			
YARIS VERSO (_NLP2_, _NCP2_)									
1.3		Conventional	11.1999 > 09.2005			CB457		0,30	
1.5		Conventional	03.2000 > 09.2005			CB457		0,30	
1.4 D-4D	D	Conventional	12.2001 > 09.2005			CB605		0,30	
TVR									
CERBERA									
4.0		Conventional	04.1998 > 10.2003		CA754	CB704			
4.2		Conventional	01.1996 > 10.2003		CA754	CB704			
4.5, 4.5 GT		Conventional	01.1996 > 10.2003		CA754	CB704			
CHIMAERA									
4.0		Conventional	01.1993 > 10.2003		CA754	CB704			
4.3		Conventional	01.1993 > 12.1993		CA754	CB704	CC604		
4.5		Conventional	07.1997 > 02.2003		CA754	CB704			
5.0		Conventional	11.1992 > 10.2003		CA754	CB704			
GRIFFITH (TCT_)									
4.0		Conventional	01.1990 > 12.1993		CA754	CB704	CC604		
4.3		Conventional	01.1990 > 12.1993		CA754	CB704	CC604		
5.0		Conventional	10.1992 > 03.2002		CA754	CB704			
SAGARIS									
4.0		Conventional	04.2004 >		CA754	CB704			
SPEED EIGHT									
3.9		Conventional	10.1989 > 01.1991		CA755	CB705			
4.0		Conventional	01.1989 > 12.1992		CA755	CB705			
4.3		Conventional	01.1989 > 12.1991		CA755	CB705			
TUSCAN II Roadster									
4.0		Conventional	01.1998 > 07.2006		CA722	CB712			
VAUXHALL									
ADAM									
1.0 Ecotec Turbo, 1.0 SIDI		Start-Stop	04.2014 >	CK700					
1.2		Start-Stop	10.2012 >	CK700					
1.2		Conventional	10.2012 >		CA530	CB500			
1.4, 1.4 LPG		Start-Stop	10.2012 >	CK700					
1.4, 1.4 LPG		Conventional	10.2012 >		CA530	CB500			
AGILA Mk I (A)									
1.0 12V		Conventional	02.2000 > 11.2006		CA472	CB442	CC412	0,40	
1.2 16V, 1.2 16V Twinport		Conventional	09.2000 > 03.2008		CA472	CB442	CC412	0,40	
1.3 CDTI	D	Conventional	08.2003 > 03.2008		CA612	CB602		0,40	
AGILA Mk II (B)									
1.0 12V, 1.0 LPG		Conventional	01.2008 >		CA472	CB442		0,40	
1.0 i		Start-Stop	08.2011 >	CL600				0,40	
1.0 i		Conventional	08.2011 >		CA472	CB442		0,40	
1.2, 1.2 i 16V, 1.2 LPG		Conventional	01.2008 >		CA472	CB442		0,40	
1.2 i 16V (94hp)		Start-Stop	01.2008 >	CL600				0,40	
1.2 i 16V (94hp)		Conventional	01.2008 >		CA472	CB442		0,40	
1.2 LPG		Conventional	04.2008 >		CA472	CB442		0,40	

*podany czas wymiany należy traktować jako orientacyjny

Znalazłeś błąd w tabeli? Chciałbyś zaproponować inne zastosowanie? Czekamy na Twoje propozycje: pl.ekspert@eu.exide.com

Marka i model					Start-Stop	Tradycyjne			
						Futura	Plus	Standard	s. 207
VAUXHALL									
AGILA Mk II (B)									
1.3 CDTI	D	Conventional	01.2008 >			CA612	CB602		0,40
ANTARA (J26, H26)									
2.4		Conventional	08.2006 >			CA755	CB705		
2.4		Conventional	11.2010 >				CB605		
3.0		Conventional	11.2010 >			CA755	CB705		
3.2 V6		Conventional	11.2006 >			CA755	CB705		
2.0 CDTI, 2.0 CDTi FWD	D	Conventional	08.2006 >			CA955	CB955		
2.2 CDTi, 2.2 CDTi FWD	D	Conventional	12.2010 >			CA955	CB955		
ARENA									
1.9 D	D	Conventional	03.1998 > 08.2001			CA770	CB740	CC700	0,40
2.5 D	D	Conventional	03.1998 > 08.2001			CA770	CB740	CC700	0,40
ASTRA Mk III (F)									
1.4 i, 1.4 S, 1.4 i 16V		Conventional	09.1991 > 09.1998			CA472	CB442	CC412	0,30
1.6 i, 1.6 i 16V		Conventional	03.1992 > 09.1998			CA472	CB442	CC412	0,30
1.8 i, 1.8 i 16V		Conventional	03.1992 > 09.1998			CA472	CB442	CC412	0,30
1.8 i 16V (18SE)		Conventional	09.1995 > 02.1998				CB602	CC542	0,30
2.0 i, 2.0 i 16V		Conventional	09.1991 > 09.1998			CA472	CB442	CC412	0,30
1.7 D, 1.7 TD	D	Conventional	12.1991 > 09.1998			CA722	CB712	CC652	0,30
ASTRA Mk IV (G)									
1.2 16V		Conventional	02.1998 > 09.2000			CA472	CB442	CC412	0,40
1.4, 1.4 16V		Conventional	05.1998 > 05.2005			CA472	CB442	CC412	0,40
1.6, 1.6 16V		Conventional	02.1998 > 05.2005			CA472	CB442	CC412	0,40
1.8 16V		Conventional	02.1998 > 05.2005			CA612	CB602		0,40
2.0, 2.0 16V, 2.0 SRI Turbo		Conventional	02.1998 > 05.2005			CA612	CB602		0,40
2.2 16V		Conventional	03.2001 > 05.2005			CA612	CB602		0,40
1.7 CDTI 16V, 1.7 DTI 16V, 1.7 TD	D	Conventional	02.1998 > 05.2005			CA722	CB712	CC652	0,40
2.0 DI, 2.0 DTI 16V	D	Conventional	02.1998 > 05.2005			CA722	CB712	CC652	0,40
ASTRA Mk IV (G) Convertible									
1.6 16V (Z16XE)		Conventional	03.2001 > 10.2005			CA472	CB442	CC412	0,40
1.6 16V (Z16XEP)		Conventional	03.2003 > 10.2005			CA612	CB602		0,40
1.8 16V		Conventional	03.2001 > 10.2005			CA612	CB602		0,40
2.0, 2.0 Turbo		Conventional	09.2002 > 07.2006			CA612	CB602		0,40
2.2 16V		Conventional	03.2001 > 10.2005			CA612	CB602		0,40
ASTRA Mk IV (G) Coupe (F67)									
1.6 16V		Conventional	03.2000 > 08.2005			CA612	CB602		0,40
1.8 16V		Conventional	03.2000 > 08.2005			CA612	CB602		0,40
2.0, 2.0 16V Turbo		Conventional	09.2000 > 05.2005			CA612	CB602		0,40
2.2 16V		Conventional	03.2000 > 08.2005			CA612	CB602		0,40
ASTRA Mk V (H)									
1.2		Conventional	08.2005 > 05.2009			CA472	CB442		0,40
1.4		Conventional	01.2004 > 05.2009			CA472	CB442		0,40
1.6, 1.6 Turbo		Conventional	01.2004 > 05.2009			CA612	CB602		0,40
1.8		Conventional	01.2004 > 05.2009			CA612	CB602		0,40
2.0 Turbo, VXR		Conventional	01.2004 > 05.2009			CA612	CB602		0,40
1.3 CDTI	D	Conventional	01.2004 > 05.2009			CA612	CB602		0,40
1.7 CDTI, 1.7 TD	D	Conventional	01.2004 > 05.2009			CA612	CB602		0,40
1.9 CDTi, 1.9 CDTi 16V	D	Conventional	01.2004 > 03.2009			CA722	CB712		0,40
ASTRA TwinTop Mk V (H)									
1.6, 1.6 i 16V		Conventional	09.2005 > 11.2010			CA612	CB602		0,40
1.8		Conventional	09.2005 > 11.2010			CA612	CB602		0,40
2.0, 2.0 Turbo		Conventional	02.2006 > 11.2010			CA612	CB602		0,40
1.9 CDTi	D	Conventional	01.2006 > 11.2010			CA722	CB712		0,40
ASTRA Mk VI (J)									
1.4		Conventional	12.2009 >			CA472	CB442		
1.4 Turbo		Start-Stop	08.2011 >		CK700				
1.4 Turbo		Conventional	12.2009 >			CA612	CB602		

*podany czas wymiany należy traktować jako orientacyjny

Znalazłeś błąd w tabeli? Chciałbyś zaproponować inne zastosowanie? Czekamy na Twoje propozycje: pl.ekspert@eu.exide.com

Marka i model		Start-Stop		Tradycyjne		Futura		Plus		Standard		i s. 207	
VAUXHALL													
ASTRA Mk VI (J)													
1.6		Conventional	12.2009 >		CA612	CB602							
1.6 SIDI		Start-Stop	12.2012 >	CK700									
1.6 Turbo		Conventional	12.2009 >		CA612	CB602							
1.3 CDTi	D	Conventional	12.2009 >		CA722	CB712							
1.6 CDTi	D	Start-Stop	11.2013 >	CK700									
1.7 CDTi	D	Start-Stop	06.2011 >	CK700									
1.7 CDTi	D	Conventional	12.2009 >		CA612	CB602							
2.0 CDTi, 2.0 BiTurbo CDTi	D	Start-Stop	12.2009 >	CK700									
2.0 CDTi, 2.0 BiTurbo CDTi	D	Conventional	12.2009 >		CA722	CB712							
ASTRA GTC Mk VI (J)													
1.4 Turbo		Start-Stop	10.2011 >	CK700									
1.4 Turbo		Conventional	10.2011 >		CA612	CB602							
1.6 Turbo		Conventional	10.2011 >		CA612	CB602							
1.6 SIDI		Start-Stop	12.2012 >	CK700									
2.0 VXR		Start-Stop	04.2012 >	CK700									
1.7 CDTi	D	Start-Stop	10.2011 >	CL700									
1.7 CDTi	D	Conventional	10.2011 >		CA612	CB602							
2.0 CDTi	D	Conventional	10.2011 >		CA722	CB712							
2.0 BiTurbo CDTi	D	Start-Stop	12.2012 >	CK700									
ASTRAMAX													
1.4 i, 1.4 S		Conventional	07.1989 > 07.1994			CB442	CC412						
1.6, 1.6 i		Conventional	09.1985 > 10.1994			CB442	CC412						
1.6 D	D	Conventional	05.1986 > 06.1990			CB602	CC542						
1.7 D	D	Conventional	01.1989 > 07.1994			CB602	CC542						
ASTRAVAN Mk III (F)													
1.4 i		Conventional	01.1991 > 10.1994		CA472	CB442	CC412	0,30					
1.6 i		Conventional	01.1991 > 08.1998		CA472	CB442	CC412	0,30					
1.7 D, 1.7 TD	D	Conventional	01.1991 > 08.1998		CA722	CB712	CC652	0,30					
ASTRAVAN Mk IV (G)													
1.6 i		Conventional	08.1998 > 08.2006		CA472	CB442	CC412	0,40					
1.7 CDTi, 1.7 DTi 16V, 1.7 TD	D	Conventional	08.1998 > 08.2006		CA722	CB712	CC652	0,40					
2.0 DI, 2.0 DTi	D	Conventional	08.1998 > 08.2006		CA722	CB712	CC652	0,40					
ASTRAVAN Mk V (H)													
1.4 i		Conventional	03.2005 >		CA472	CB442							
1.6		Conventional	03.2005 >		CA612	CB602							
1.3 CDTi	D	Conventional	08.2005 >		CA612	CB602							
1.7 CDTi	D	Conventional	03.2005 >		CA612	CB602							
1.7 CDTi (125hp)	D	Conventional	11.2011 >		CA722	CB712							
1.9 CDTi	D	Conventional	03.2005 > 11.2011		CA722	CB712							
BRAVA Pickup													
2.3, 2.3 4x4		Conventional	06.1990 > 09.1996		CA755	CB705		0,40					
2.2 D, 2.2 D 4x4	D	Conventional	07.1990 > 09.1996		CA955	CB955	CC905	0,40					
2.5 D, 2.5 D 4x4, 2.5 TD, 2.5 TD 4x4, 2.5 DTi, 2.5 DTi 4x4	D	Conventional	06.1990 > 12.2002		CA955	CB955	CC905	0,40					
3.1 D	D	Conventional	07.1991 > 07.2001		CA955	CB955	CC905	0,40					
CALIBRA													
2.0 i, 2.0 i 16V, 2.0 i 4x4, 2.0 i 16V 4x4		Conventional	06.1990 > 07.1997			CB620	CC550	0,30					
2.0 i Turbo 4x4		Conventional	03.1992 > 07.1997			CB620	CC550	0,30					
2.5 i V6		Conventional	04.1993 > 07.1997			CB620	CC550	0,30					
CARLTON Mk III													
1.8, 1.8 i, 1.8 N, 1.8 S		Conventional	09.1986 > 03.1994		CA612	CB602	CC542	0,40					
2.0, 2.0 i		Conventional	09.1986 > 03.1994		CA612	CB602	CC542	0,40					
2.4 i		Conventional	09.1988 > 03.1994		CA722	CB712	CC652	0,40					
2.6 i		Conventional	09.1990 > 03.1994		CA770	CB740	CC700	0,40					
3.0 3000, 3.0 3000 24V		Conventional	03.1987 > 03.1994		CA770	CB740	CC700	0,40					
3.0 3000 24V		Conventional	09.1989 > 03.1994		CA770	CB740	CC700	0,40					
3.6 24V Lotus		Conventional	08.1990 > 09.1992			CB740	CC700						

*podany czas wymiany należy traktować jako orientacyjny

Znalazłeś błąd w tabeli? Chciałbyś zaproponować inne zastosowanie? Czekamy na Twoje propozycje: pl.ekspert@eu.exide.com

Marka i model				Start-Stop	Tradycyjne			godziny*	s. 207
					Futura	Plus	Standard		
VAUXHALL									
CARLTON Mk III									
2.2 TD	D	Conventional	10.1986 > 08.1988			CB712	CC652	0,40	
2.3 D, 2.3 TD Interc.	D	Conventional	09.1986 > 03.1994		CA722	CB712	CC652	0,40	
CASCADA Convertible									
1.4		Start-Stop	02.2013 >	CK700					
1.6, 1.6 SIDI		Start-Stop	02.2013 >	CK700					
2.0 CDTI	D	Start-Stop	02.2013 >	CK700					
2.0 BiTurbo CDTI	D	Start-Stop	02.2013 >	CK800					
CAVALIER Mk III (87)									
1.4 S		Conventional	09.1988 > 11.1995		CA472	CB442	CC412	0,30	
1.6, 1.6 i		Conventional	09.1988 > 11.1995		CA472	CB442	CC412	0,30	
1.8, 1.8 i CAT		Conventional	09.1988 > 11.1995		CA770	CB740	CC700	0,30	
2.0 GSi		Conventional	09.1989 > 08.1992		CA640	CB620		0,30	
2.0 i, 2.0 i 16V, 2.0 i 4x4, 2.0 i 16V 4x4		Conventional	09.1988 > 11.1995		CA770	CB740	CC700	0,30	
2.0 i Turbo 4x4, 2.0 SRi, 2.0 SRi 16V		Conventional	09.1988 > 11.1995		CA770	CB740	CC700	0,30	
2.5 V6		Conventional	08.1988 > 06.1994		CA770	CB740	CC700	0,30	
1.7 D, 1.7 TD	D	Conventional	09.1988 > 11.1995		CA770	CB740	CC700	0,30	
COMBO Mk I (B)									
1.2		Conventional	07.1994 > 10.2001		CA612	CB602	CC542	0,50	
1.4		Conventional	07.1994 > 10.2001		CA612	CB602	CC542	0,50	
1.4 16V		Conventional	08.1999 > 10.2001		CA472	CB442		0,50	
1.7 D	D	Conventional	07.1994 > 10.2001		CA612	CB602	CC542	0,50	
COMBO Mk II (C) (F25)									
1.4 16V		Conventional	10.2001 > 05.2007		CA472	CB442	CC412	0,50	
1.4 i 16V		Conventional	01.2004 > 11.2011		CA612	CB602		0,60	
1.6, 1.6 CNG 16V		Conventional	08.2001 > 11.2011		CA612	CB602		0,60	
1.3 CDTI 16V	D	Conventional	09.2004 > 02.2012		CA612	CB602		0,60	
1.7 CDTI 16V, 1.7 DI 16V, 1.7 DTI 16V	D	Conventional	09.2001 > 11.2011		CA612	CB602	CC542	0,60	
COMBO Mk III (D)									
1.4, 1.4 CNG		Conventional	11.2011 >		CA612	CB602			
1.3 CDTi	D	Conventional	11.2011 >		CA612	CB602			
1.6 CDTi	D	Conventional	11.2011 >		CA722	CB712			
2.0 CDTi	D	Conventional	11.2011 >		CA722	CB712			
CORSA Mk I (B)									
1.0 i 12V		Conventional	11.1996 > 09.2000		CA472	CB442	CC412	0,50	
1.2 i, 1.2 i 16V		Conventional	03.1993 > 09.2000		CA472	CB442	CC412	0,50	
1.4 i, 1.4 i 16V, 1.4 i S		Conventional	03.1993 > 09.2000		CA472	CB442	CC412	0,50	
1.6 i 16V		Conventional	09.1994 > 09.2000		CA472	CB442	CC412	0,50	
1.5 D, 1.5 TD	D	Conventional	03.1993 > 09.2000		CA722	CB712	CC652	0,50	
1.7 D	D	Conventional	02.1996 > 09.2000		CA722	CB712	CC652	0,50	
CORSA Mk II (C) (W5L, F08)									
1.0 12V		Conventional	09.2000 > 10.2006		CA472	CB442	CC412	0,60	
1.2 16V, 1.2 Twinport		Conventional	09.2000 > 10.2006		CA472	CB442	CC412	0,60	
1.4 16V, 1.4 Twinport		Conventional	09.2000 > 10.2006		CA472	CB442	CC412	0,60	
1.6		Conventional	08.2001 > 10.2004		CA612	CB602	CC542	0,60	
1.6 CNG		Conventional	05.2003 > 10.2006		CA472	CB442		0,60	
1.3 CDTI 16V	D	Conventional	08.2000 > 09.2006		CA612	CB602		0,60	
1.7 CDTI 16V, 1.7 DI 16V, 1.7 DTI 16V	D	Conventional	08.2000 > 09.2006		CA722	CB712	CC652	0,60	
CORSA Mk III (D) (L_8)									
1.0, 1.0 i 12V		Conventional	11.2006 >		CA530	CB500	CC440	0,60	
1.2, 1.2 i 16V		Conventional	11.2006 >		CA530	CB500	CC440	0,40	
1.2 (69hp)		Start-Stop	06.2010 >	CL600				0,40	
1.2 (69hp)		Conventional	06.2010 >		CA472	CB442		0,40	
1.2 LPG		Conventional	09.2009 >		CA472	CB442		0,40	
1.4 (Z14XEP)		Conventional	07.2006 >		CA530	CB500		0,40	
1.4, 1.4 LPG (A14XEL)		Conventional	09.2009 >		CA472	CB442		0,40	
1.4, 1.4 LPG (A14XEP)		Conventional	07.2010 >		CA530	CB500		0,40	

*podany czas wymiany należy traktować jako orientacyjny

Znalazłeś błąd w tabeli? Chciałbyś zaproponować inne zastosowanie? Czekamy na Twoje propozycje: pl.ekspert@eu.exide.com

Marka i model		Start-Stop		Tradycyjjne		Futura		Plus		Standard		i s. 207	
VAUXHALL													
CORSA Mk III (D) (L_8)													
1.4 (120hp)		Start-Stop	07.2012 >	CK700								0,40	
1.6 SRi, 1.6 VXR		Conventional	02.2007 >		CA612	CB602						0,40	
1.3 CDTI	D	Start-Stop	11.2006 >	CL600								0,40	
1.3 CDTI	D	Conventional	11.2006 >		CA722	CB712						0,40	
1.7 CDTI	D	Conventional	11.2006 >		CA722	CB712						0,40	
CORSAVAN Mk I (B)													
1.4 i		Conventional	01.1994 > 09.2000		CA472	CB442	CC412					0,50	
1.5 D	D	Conventional	08.1994 > 12.1995		CA722	CB712	CC652					0,50	
1.7 D	D	Conventional	01.1994 > 09.2000		CA722	CB712	CC652					0,50	
CORSAVAN Mk II (C)													
1.2 16V		Conventional	09.2000 > 06.2006		CA472	CB442	CC412					0,60	
1.4		Conventional	11.2003 > 06.2006		CA472	CB442	CC412					0,60	
1.3 CDTI 16V	D	Conventional	04.2004 > 06.2006		CA612	CB602						0,60	
1.7 DI 16V, 1.7 DTI 16V	D	Conventional	09.2000 > 06.2006		CA722	CB712	CC652					0,60	
CORSAVAN Mk III (D)													
1.2 (Z12XEP)		Conventional	07.2009 >		CA472	CB442							
1.2 (A12XEL)		Conventional	01.2010 >		CA530	CB500							
1.3 CDTI	D	Conventional	07.2006 >		CA722	CB712							
FRONTERA Mk I (A)													
2.0		Conventional	04.1995 > 08.1998		CA770	CB740	CC700						
2.2 i		Conventional	03.1995 > 10.1998		CA770	CB740	CC700	0,30					
2.4 i		Conventional	03.1992 > 10.1998		CA770	CB740	CC700	0,30					
2.3 TD	D	Conventional	03.1992 > 10.1998		CA770	CB740	CC700	0,30					
2.5 TDS	D	Conventional	09.1996 > 10.1998		CA770	CB740	CC700	0,40					
2.8 TD	D	Conventional	03.1995 > 10.1998		CA770	CB740	CC700	0,30					
FRONTERA Mk I (A) Sport													
2.0 i		Conventional	03.1992 > 10.1998		CA770	CB740	CC700	0,30					
2.5 TDS	D	Conventional	09.1996 > 10.1998		CA770	CB740	CC700	0,40					
2.8 TD	D	Conventional	03.1995 > 08.1996		CA770	CB740	CC700	0,30					
FRONTERA Mk II (B)													
2.2 i		Conventional	10.1998 > 10.2004		CA770	CB740		0,40					
3.2 i		Conventional	10.1998 > 10.2004		CA770	CB740		0,40					
2.2 DTI	D	Conventional	10.1998 > 09.2004		CA770	CB740		0,40					
INSIGNIA													
1.4, 1.4 LPG		Start-Stop	04.2011 >	CK700								0,60	
1.6		Conventional	07.2008 >		CA472	CB442		0,60					
1.6 Turbo (180hp)		Conventional	01.2009 >		CA612	CB602		0,60					
1.6 SIDI (170hp)		Start-Stop	07.2013 >	CK700				0,60					
1.8		Conventional	07.2008 > 09.2013		CA612	CB602		0,60					
2.0 Turbo, 2.0 Turbo 4x4		Conventional	07.2008 >		CA722	CB712		0,60					
2.8 V6 Turbo 4x4, 2.8 VXR		Conventional	07.2008 >		CA722	CB712		0,60					
2.0 CDTI, 2.0 CDTI 4x4	D	Conventional	07.2008 >			CB802		0,60					
2.0 CDTI, 2.0 CDTI 4x4	D	Conventional	10.2008 >		CA722	CB712		0,60					
2.0 CDTI, 2.0 CDTI 4x4	D	Conventional	07.2013 >		CA900	CB800		0,60					
2.0 CDTI	D	Start-Stop	03.2012 >	CK800				0,60					
2.0 CDTI	D	Start-Stop	07.2013 >	CL800				0,60					
2.0 Biturbo CDTI, 2.0 Biturbo CDTI 4x4	D	Start-Stop	03.2012 >	CL800				0,60					
2.0 Biturbo CDTI, 2.0 Biturbo CDTI 4x4	D	Conventional	03.2012 >		CA900	CB800		0,60					
MERIVA Mk I (A)													
1.4 16V Twinport		Conventional	01.2003 > 10.2009		CA472	CB442		0,40					
1.6 i, 1.6 i 16V, 1.6 i 16V Twinport, 1.6 Turbo		Conventional	01.2003 > 06.2010		CA612	CB602		0,40					
1.8 i 16V		Conventional	05.2003 > 08.2005		CA612	CB602		0,40					
1.3 CDTI	D	Conventional	01.2003 > 06.2010		CA612	CB602		0,40					
1.7 CDTi, 1.7 CDTI 16V, 1.7 DTI 16V	D	Conventional	06.2003 > 06.2010		CA722	CB712		0,40					
MERIVA Mk II (B)													
1.4, 1.4 LPG		Conventional	06.2010 >		CA612	CB602							

*podany czas wymiany należy traktować jako orientacyjny

Znalazłeś błąd w tabeli? Chciałbyś zaproponować inne zastosowanie? Czekamy na Twoje propozycje: pl.ekspert@eu.exide.com

Marka i model					Start-Stop	Tradycyjne					
					Futura	Plus	Standard	(godziny)*		s. 207	
VAUXHALL											
MERIVA Mk II (B)											
1.3 CDTi	D	Start-Stop	06.2010 >	CL600							
1.3 CDTi	D	Conventional	06.2010 >		CA612	CB602					
1.6 CDTi	D	Start-Stop	11.2013 >	CL700							
1.7 CDTi	D	Conventional	06.2010 >		CA722	CB712					
MIDI II											
2.0		Conventional	06.1988 > 08.1997		CA472	CB442	CC412				
2.0 TD	D	Conventional	06.1988 > 07.1990			CB740	CC700				
2.2 D, 2.2 AWD	D	Conventional	06.1988 > 12.1994			CB740	CC700				
2.4 TD	D	Conventional	09.1994 > 08.1997			CB740	CC700				
MOKKA											
1.4 4x4		Start-Stop	06.2012 >	CK700							
1.6		Start-Stop	06.2012 >	CK700							
1.7 CDTi	D	Start-Stop	06.2012 >	CK700							
1.7 CDTi	D	Conventional	06.2012 >		CA612	CB602					
1.7 CDTi 4x4	D	Start-Stop	06.2012 >	CK700							
MONARO											
5.7		Conventional	03.2004 > 04.2007		CA722	CB712					
6.0		Conventional	01.2005 > 04.2007		CA722	CB712					
MONTEREY											
3.2		Conventional	06.1992 > 07.1998		CA755	CB705				0,40	
3.1 TD	D	Conventional	09.1991 > 07.1998		CA755	CB705				0,40	
MONTEREY Mk II											
3.5 V6 24V		Conventional	07.1998 > 08.1999		CA755	CB705				0,20	
3.0 DTi	D	Conventional	07.1998 > 08.1999		CA755	CB705				0,20	
MOVANO Mk I (A)											
1.9 DTi	D	Conventional	09.2000 > 05.2010		CA1000	CB950	CC900			0,40	
2.2 DTi	D	Conventional	09.2000 > 05.2010		CA1000	CB950	CC900			0,40	
2.5 D, 2.5 DTi, 2.5 CDTi	D	Conventional	10.1998 > 05.2010		CA1000	CB950	CC900			0,40	
2.8 TDI	D	Conventional	10.1998 > 10.2001		CA1000	CB950	CC900			0,40	
3.0 DTi	D	Conventional	10.2003 > 05.2010		CA1000	CB950	CC900			0,60	
MOVANO Mk II (B)											
2.3 CDTi [RWD]	D	Conventional	07.2010 >		CA1000	CB950					
2.3 CDTi FWD	D	Conventional	05.2010 >		CA1000	CB950					
OMEGA (B)											
2.0, 2.0 16V		Conventional	03.1994 > 09.1999		CA612	CB602	CC542				
2.2 16V		Conventional	01.1994 > 06.2003		CA612	CB602				0,50	
2.5 V6		Conventional	03.1994 > 09.2000		CA722	CB712	CC652			0,50	
2.6 V6		Conventional	08.2000 > 07.2003		CA722	CB712	CC652			0,50	
3.0 V6		Conventional	04.1994 > 07.2000		CA722	CB712	CC652			0,50	
3.2 V6		Conventional	02.2001 > 07.2003		CA722	CB712	CC652			0,50	
2.0 DTi 16V	D	Conventional	01.1998 > 09.2000		CA722	CB712	CC652			0,50	
2.2 DTi 16V	D	Conventional	08.2000 > 07.2003		CA722	CB712	CC652			0,50	
2.5 DTi 24V, 2.5 TD	D	Conventional	04.1994 > 07.2003			CB802				0,50	
RASCAL											
1.0		Conventional	07.1986 > 08.1993			CB705					
SENATOR Mk II (B)											
2.5 i		Conventional	09.1987 > 10.1990			CB620				0,30	
2.6 i		Conventional	09.1990 > 09.1993			CB620				0,30	
3.0, 3.0 24V, 3.0 i CAT		Conventional	09.1987 > 09.1993			CB620				0,30	
SIGNUM											
1.8		Conventional	06.2003 > 05.2008		CA612	CB602				0,40	
2.0 i Turbo		Conventional	01.2002 > 10.2008		CA722	CB712				0,40	
2.2 i		Conventional	05.2003 > 05.2008		CA722	CB712				0,40	
2.8 V6 Turbo		Conventional	04.2002 > 05.2008		CA722	CB712				0,40	
3.2 V6		Conventional	05.2003 > 05.2008		CA722	CB712				0,40	
1.9 CDTi, 1.9 CDTi 16V	D	Conventional	04.2004 > 03.2008		CA722	CB712				0,40	

*podany czas wymiany należy traktować jako orientacyjny

Znalazłeś błąd w tabeli? Chciałbyś zaproponować inne zastosowanie? Czekamy na Twoje propozycje: pl.ekspert@eu.exide.com

Marka i model						Start-Stop		Tradycyjjne				s. 207
						Futura	Plus	Standard	(hour)*			
VAUXHALL												
SIGNUM												
2.0 DTI	D	Conventional	05.2003 > 05.2008			CA722	CB712				0,40	
2.2 DTI	D	Conventional	05.2003 > 05.2008			CA722	CB712				0,40	
3.0 CDTi, 3.0 V6 CDTI	D	Conventional	04.2002 > 05.2008			CA722	CB712				0,40	
SINTRA												
2.2 i 16 V		Conventional	11.1996 > 04.1999			CA612	CB602	CC542			0,70	
3.0 i 24V		Conventional	11.1996 > 04.1999			CA612	CB602	CC542			0,70	
2.2 DTI	D	Conventional	07.1997 > 04.1999			CA722	CB712	CC652			0,70	
SPEEDSTER												
2.0		Conventional	10.2003 > 09.2006			CA612	CB602					
TIGRA TwinTop												
1.4		Conventional	06.2004 > 08.2009			CA472	CB442				0,60	
1.8		Conventional	06.2004 > 08.2009			CA472	CB442				0,60	
1.3 CDTI	D	Conventional	06.2004 > 08.2009			CA612	CB602				0,60	
VECTRA (B)												
2.0 i, 2.0 i 16V		Conventional	10.1995 > 03.2002			CA612	CB602				0,40	
2.2 i 16V		Conventional	08.1995 > 10.2001			CA612	CB602	CC542			0,40	
2.5 i GSi		Conventional	11.1996 > 08.2000			CA612	CB602	CC542			0,40	
2.6 i V6		Conventional	09.2000 > 03.2002			CA612	CB602				0,40	
1.7 TD	D	Conventional	11.1996 > 12.1997			CA612	CB602	CC542			0,40	
VECTRA Mk II (C)												
1.6, 1.6 16V		Conventional	06.2004 > 07.2008			CA640	CB620				0,40	
1.8, 1.8 16V		Conventional	04.2002 > 07.2008			CA640	CB620				0,40	
2.0 16V Turbo		Conventional	01.2000 > 10.2008			CA640	CB620				0,40	
2.2 16V, 2.2 direct		Conventional	01.2002 > 10.2008			CA640	CB620				0,50	
2.8 V6 Turbo		Conventional	08.2005 > 07.2008			CA770	CB740				0,40	
3.2 V6		Conventional	06.2003 > 07.2008			CA770	CB740				0,40	
1.9 CDTI, 1.9 CDTI 16V	D	Conventional	04.2002 > 09.2008			CA722	CB712	CC652			0,40	
2.0 DTI 16V	D	Conventional	04.2002 > 10.2008			CA722	CB712	CC652			0,40	
2.2 DTI 16V	D	Conventional	04.2002 > 10.2008			CA722	CB712	CC652			0,40	
3.0 CDTi, 3.0 V6 CDTI	D	Conventional	06.2003 > 07.2008				CB802				0,40	
VIVARO												
2.0 16V, 2.0 ECOTEC		Conventional	08.2001 >			CA770	CB740	CC700				
1.9 DI, 1.9 DTI	D	Conventional	08.2001 > 12.2006			CA770	CB740	CC700			0,50	
2.0 CDTI	D	Conventional	01.2006 >			CA770	CB740	CC700			0,60	
2.5 DTI	D	Conventional	04.2004 >			CA1000	CB950				0,60	
2.5 CDTI	D	Conventional	08.2006 >			CA1000	CB950				0,60	
VX220												
2.0 i Turbo		Conventional	03.2001 > 04.2004			CA770	CB740	CC700			0,60	
2.2 i		Conventional	09.2000 > 07.2005			CA770	CB740	CC700			0,60	
VXR8 Estate												
6.2		Conventional	04.2008 >			CA612	CB602					
VXR8 MALOO												
6.2		Conventional	04.2008 >			CA612	CB602					
VXR8 Saloon												
6.0		Conventional	02.2007 >			CA612	CB602					
6.2, 6.2 LS3 V8		Conventional	04.2008 >			CA612	CB602					
ZAFIRA Mk I (A) (F75)												
1.6 16V, 1.6 CNG		Conventional	04.1999 > 08.2005			CA612	CB602				0,40	
1.8 16V		Conventional	05.1999 > 08.2005			CA612	CB602				0,40	
2.0, 2.0 GSI Turbo		Conventional	09.2001 > 06.2005			CA612	CB602				0,40	
2.2 16V		Conventional	11.1998 > 08.2004			CA612	CB602				0,40	
2.0 DI 16V, 2.0 DTI 16V	D	Conventional	04.1999 > 08.2005			CA722	CB712	CC652			0,40	
2.2 D	D	Conventional	06.2001 > 06.2005			CA722	CB712	CC652			0,40	
ZAFIRA Mk II (B) (M75)												
1.6		Conventional	07.2005 >			CA472	CB442	CC412			0,40	
1.6 CNG, 1.6 CNG Turbo		Conventional	07.2005 >			CA612	CB602				0,40	

*podany czas wymiany należy traktować jako orientacyjny

Znalazłeś błąd w tabeli? Chciałbyś zaproponować inne zastosowanie? Czekamy na Twoje propozycje: pl.ekspert@eu.exide.com

Marka i model      Tradycyjne  Futura Plus Standard   s. 207

VAUXHALL								
ZAFIRA Mk II (B) (M75)								
1.8		Conventional	04.2005 >		CA472	CB442	CC412	0,40
2.0		Conventional	07.2005 >		CA612	CB602		0,40
2.2		Conventional	07.2005 >		CA612	CB602		0,40
1.7 CDTi	D	Conventional	01.2008 >		CA640	CB620		0,40
1.9 CDTi	D	Conventional	07.2005 >		CA722	CB712		0,40
1.9 CDTi	D	Conventional	07.2005 >		CA612	CB602		0,40
ZAFIRA Mk III (P12)								
1.4, 1.4 LPG		Conventional	10.2011 >		CA612	CB602		
1.4		Start-Stop	10.2011 >	CK700				
1.6 CNG		Conventional	10.2011 >		CA612	CB602		
1.6 Turbo, 1.6 SIDI		Start-Stop	12.2012 >	CK700				
1.8		Conventional	10.2011 >		CA612	CB602		
1.6 CDTi	D	Start-Stop	03.2013 >	CK700				
2.0 CDTi	D	Conventional	10.2011 >		CA722	CB712		
2.0 CDTi	D	Start-Stop	10.2011 >	CK700				
2.0 BiTurbo CDTi	D	Start-Stop	01.2013 >	CK800				
VOLKSWAGEN								
AMAROK								
2.0 TSI		Conventional	12.2010 >		CA770	CB740		
2.0 TDI, 2.0 TDI 4motion	D	Conventional	09.2010 >		CA1000	CB950		
2.0 TDI, 2.0 TDI 4motion	D	Conventional	09.2010 >		CA1000	CB950		
2.0 TDI, 2.0 TDI 4motion, 2.0 BiTDI	D	Conventional	11.2011 >		CA770	CB740		
2.0 BiTDI 4motion	D	Conventional	09.2010 >		CA1000	CB950		
BEETLE (5C1)								
1.2 TSI		Conventional	07.2011 >		CA640	CB620		
1.4 TSI		Conventional	04.2011 >		CA640	CB620		
2.0 TSI		Conventional	04.2011 >		CA640	CB620		
2.5		Conventional	04.2011 >		CA640	CB620		
1.6 TDI	D	Conventional	10.2011 >		CA640	CB620		
2.0 TDI	D	Conventional	04.2011 >		CA640	CB620		
BORA (1J2)								
1.4 16V		Conventional	03.2000 > 05.2005		CA530	CB500	CC440	0,30
1.6, 1.6 16V, 1.6 FSI		Conventional	10.1998 > 05.2005		CA530	CB500	CC440	0,30
1.8, 1.8 4motion, 1.8 T		Conventional	10.1998 > 05.2005		CA640	CB620		0,30
2.0, 2.0 4motion		Conventional	10.1998 > 05.2005		CA640	CB620		0,30
2.3 V5, 2.3 V5 4motion		Conventional	10.1998 > 05.2005		CA640	CB620		0,30
2.8 V6 4motion		Conventional	03.1999 > 05.2005		CA640	CB620		0,30
1.9 SDI, 1.9 TDI, 1.9 TDI 4motion	D	Conventional	10.1998 > 05.2005		CA770	CB740	CC700	0,30
CADDY I (14)								
1.5		Conventional	08.1982 > 07.1983			CB500	CC440	0,20 VW adaptor
1.6		Conventional	10.1982 > 07.1992			CB500	CC440	0,20 VW adaptor
1.8		Conventional	08.1985 > 07.1992			CB620	CC550	0,20 VW adaptor
1.6 D	D	Conventional	08.1982 > 07.1992			CB602	CC542	0,20 VW adaptor
CADDY II								
1.4, 60 1.4		Conventional	11.1995 > 01.2004		CA530	CB500	CC440	0,20 VW adaptor
75 1.6		Conventional	11.1995 > 09.2000		CA530	CB500	CC440	0,20 VW adaptor
1.7 SDI	D	Conventional	07.1996 > 09.2000		CA612	CB602	CC542	0,20 VW adaptor
1.9 D, 1.9 SDI, 1.9 TDI	D	Conventional	11.1995 > 01.2004		CA640	CB620	CC550	0,20 VW adaptor
CADDY III								
1.2 TSI		Conventional	09.2010 >		CA530	CB500		0,30
1.4, 1.4 16V		Conventional	03.2004 > 08.2010		CA530	CB500		0,30
1.6		Conventional	04.2004 >		CA530	CB500		0,30
1.6 BiFuel		Conventional	05.2011 >		CA640	CB620		
2.0 EcoFuel		Conventional	04.2006 >		CA530	CB500		0,30
1.6 TDI	D	Start-Stop	08.2010 >	CK700				
1.6 TDI	D	Conventional	08.2010 >		CA640	CB620		

*podany czas wymiany należy traktować jako orientacyjny

Znalazłeś błąd w tabeli? Chciałbyś zaproponować inne zastosowanie? Czekamy na Twoje propozycje: pl.ekspert@eu.exide.com

Volkswagen

Marka i model				Start-Stop	Tradycyjjne			(hour)*	i s. 207
					Futura	Plus	Standard		
VOLKSWAGEN									
CADDY III									
1.9 TDI, 1.9 TDI 4motion	D	Conventional	04.2004 > 08.2010		CA770	CB740		0,50	
2.0 SDI	D	Conventional	03.2004 > 08.2010		CA770	CB740		0,50	
2.0 TDI	D	Conventional	09.2007 > 08.2010		CA770	CB740		0,50	
2.0 TDI	D	Conventional	05.2012 >		CA640	CB620		0,50	
2.0 TDI, 2.0 TDI 4motion	D	Conventional	08.2010 >		CA640	CB620		0,50	
2.0 TDI, 2.0 TDI 4motion	D	Conventional	08.2010 >		CA770	CB740		0,50	
CC (358)									
1.4 TSI		Start-Stop	11.2011 >	CK700					
1.8 TSI		Conventional	11.2011 >	CK700					
2.0 TSI		Start-Stop	11.2011 >	CK700					
3.6 FSI 4motion		Conventional	11.2011 >	CK700					
2.0 TDI, 2.0 TDI 4motion	D	Start-Stop	11.2011 >	CK700					
CORRADO (53I)									
1.8 16V, 1.8 G60		Conventional	09.1988 > 09.1993		CA612	CB602	CC542	0,20	VW adaptor
2.0 i, 2.0 i 16V		Conventional	08.1991 > 12.1995		CA612	CB602	CC542	0,20	VW adaptor
2.9 VR6		Conventional	08.1991 > 12.1995		CA472	CB442	CC412	0,20	VW adaptor
CRAFTER 30-35									
2.0 TDI	D	Start-Stop	05.2011 >	CK700					
2.0 TDI	D	Conventional	05.2011 >		CA770	CB740		0,40	
2.0 TDI 4motion	D	Start-Stop	11.2011 >	CK950					
2.5 TDI	D	Conventional	04.2006 >		CA770	CB740		0,40	
EOS (1F7, 1F8)									
1.4 TSI		Start-Stop	11.2007 >	CK700				0,30	
1.4 TSI		Conventional	11.2007 >		CA530	CB500		0,30	
1.6 FSI		Conventional	06.2006 > 05.2008		CA530	CB500		0,30	
2.0 FSI, 2.0 TSI, 2.0 TFSI		Conventional	03.2006 >		CA640	CB620		0,30	
2.0 TSI, 2.0 TFSI		Conventional	11.2013 >		CA530	CB500			
3.2 V6		Conventional	06.2006 > 05.2009		CA770	CB740		0,50	
3.6 V6		Conventional	05.2009 > 11.2010		CA770	CB740		0,50	
2.0 TDI	D	Conventional	06.2006 >		CA770	CB740		0,40	
2.0 TDI 16V	D	Start-Stop	05.2008 >	CK700					
2.0 TDI 16V	D	Conventional	05.2008 >		CA770	CB740		0,40	
FOX (5Z1, 5Z3)									
1.2		Conventional	04.2005 >		CA530	CB500		0,30	
1.4		Conventional	04.2005 >		CA530	CB500		0,30	
1.6		Conventional	10.2003 >		CA530	CB500		0,30	
1.4 TDI	D	Conventional	04.2005 >		CA640	CB620		0,30	
GOLF II (19E, 1G1)									
1.0		Conventional	11.1983 > 10.1991			CB442	CC412	0,20	VW adaptor
1.3, 1.3 CAT		Conventional	08.1983 > 12.1992			CB442	CC412	0,20	VW adaptor
1.6		Conventional	08.1983 > 12.1992			CB442	CC412	0,20	VW adaptor
1.8, 1.8 GTI, 1.8 GTI 16V, 1.8 GTI G60, 1.8 GTI G60 Syncro		Conventional	08.1983 > 10.1991			CB442	CC412	0,20	VW adaptor
1.8 i CAT, 1.8 i Syncro CAT, 1.8 Syncro		Conventional	02.1986 > 10.1991			CB442	CC412	0,20	VW adaptor
2.0		Conventional	08.1985 > 07.1992		CA472	CB442	CC412	0,20	VW adaptor
1.6 D, 1.6 TD	D	Conventional	08.1983 > 10.1991			CB602	CC542	0,20	VW adaptor
GOLF III (1H1)									
1.4		Conventional	10.1991 > 08.1997		CA530	CB500	CC440	0,20	VW adaptor
1.6		Conventional	09.1992 > 08.1997		CA640	CB620	CC550	0,20	VW adaptor
1.8, 1.8 Syncro		Conventional	11.1991 > 08.1997		CA640	CB620	CC550	0,20	VW adaptor
2.0, 2.0 GL, 2.0 GTI 16V, 2.0 Syncro		Conventional	11.1991 > 09.1997		CA640	CB620	CC550	0,20	VW adaptor
2.8 VR6		Conventional	01.1992 > 08.1997		CA640	CB620	CC550	0,20	VW adaptor
2.9 VR6 Syncro		Conventional	10.1994 > 08.1997		CA640	CB620	CC550	0,20	VW adaptor
1.9 D, 1.9 SDI, 1.9 TDI/ Syncro, 1.9 TD/ GTD	D	Conventional	11.1991 > 08.1997		CA770	CB740	CC700	0,20	VW adaptor
GOLF III Cabriolet (1E7)									
1.6		Conventional	10.1994 > 05.1998		CA640	CB620	CC550	0,20	VW adaptor
1.8		Conventional	07.1993 > 05.1998		CA640	CB620	CC550	0,20	VW adaptor

*podany czas wymiany należy traktować jako orientacyjny
Znalazłeś błąd w tabeli? Chciałbyś zaproponować inne zastosowanie? Czekamy na Twoje propozycje: pl.ekspert@eu.exide.com

Tabele zastosowań

Marka i model					Start-Stop	Tradycyjne				
						Futura	Plus	Standard	(godziny)*	s. 207
VOLKSWAGEN										
GOLF III Cabriolet (1E7)										
2.0		Conventional	07.1993 > 05.1998			CA640	CB620	CC550	0,20	VW adaptor
1.9 TDI	D	Conventional	08.1995 > 05.1998			CA770	CB740	CC700	0,20	VW adaptor
GOLF IV (1J1)										
1.4 16V		Conventional	08.1997 > 06.2005			CA530	CB500	CC440	0,30	
1.6, 1.6 16V, 1.6 FSI		Conventional	08.1997 > 06.2005			CA640	CB620	CC550	0,30	
1.8, 1.8 4motion, 1.8 T, 1.8 T GTI		Conventional	08.1997 > 06.2005			CA640	CB620		0,30	
2.0, 2.0 4motion		Conventional	07.1998 > 06.2005			CA640	CB620		0,20	
2.3 V5, 2.3 V5 4motion		Conventional	08.1997 > 06.2005			CA640	CB620		0,30	
2.8 V6 4motion		Conventional	03.1999 > 06.2005			CA770	CB740		0,30	
3.2 R32 4motion		Conventional	09.2002 > 06.2005			CA770	CB740		0,30	
1.9 SDI, 1.9 TD, 1.9 TDI, 1.9 TDI 4motion	D	Conventional	08.1997 > 06.2005			CA770	CB740	CC700	0,30	
GOLF IV Cabriolet (1E7)										
1.6		Conventional	06.1998 > 06.2002			CA530	CB500	CC440	0,20	
1.8		Conventional	06.1998 > 06.2002			CA640	CB620		0,20	
2.0		Conventional	06.1998 > 06.2002			CA640	CB620		0,20	
1.9 TDI	D	Conventional	06.1998 > 06.2002			CA770	CB740	CC700	0,20	
GOLF V (1K1)										
1.4 16V, 1.4 FSI, 1.4 TSI		Conventional	10.2003 > 11.2008			CA530	CB500		0,30	
1.6, 1.6 FSI		Conventional	10.2003 > 11.2008			CA530	CB500		0,30	
1.8 GTI		Conventional	08.2006 > 11.2008			CA640	CB620		0,30	
2.0, 2.0 FSI, 2.0 FSI 4motion, 2.0 GTI		Conventional	01.2004 > 02.2009			CA640	CB620		0,30	
3.2, 3.2 R32 4motion		Conventional	01.2004 > 11.2008			CA770	CB740			
3.2 R32 4motion		Conventional	11.2005 > 11.2008			CA900	CB800		0,30	
1.9 TDI, 1.9 TDI 4motion	D	Conventional	10.2003 > 11.2008			CA770	CB740		0,40	
2.0 SDI, 2.0 TDI/ 4motion, 2.0 TDI 16V/ 4motion	D	Conventional	10.2003 > 11.2008			CA770	CB740		0,40	
GOLF PLUS (5M1, 5Z1)										
1.2 TSI		Start-Stop	11.2009 >	CK600						
1.2 TSI		Conventional	11.2009 >		CA530	CB500			0,30	
1.4 16V, 1.4 FSI, 1.4 TSI		Conventional	01.2005 >		CA530	CB500			0,30	
1.6, 1.6 FSI		Conventional	01.2005 >		CA530	CB500			0,30	
2.0 FSI		Conventional	05.2005 > 06.2008		CA640	CB620			0,30	
1.6 TDI	D	Start-Stop	02.2009 >	CK700						
1.6 TDI	D	Conventional	02.2009 >		CA640	CB620			0,40	
1.9 TDI	D	Conventional	01.2005 >		CA770	CB740			0,40	
2.0 TDI, 2.0 TDI 16V	D	Conventional	01.2005 >		CA770	CB740			0,40	
GOLF VI (5K1)										
1.2 TSI		Start-Stop	05.2009 > 11.2012	CK700						
1.2 TSI		Conventional	05.2010 > 11.2012		CA530	CB500				
1.4, 1.4 TSI		Conventional	10.2008 > 11.2012		CA530	CB500			0,30	
1.6		Conventional	10.2008 > 11.2012		CA530	CB500			0,30	
1.8 TSI		Conventional	06.2009 > 01.2011		CA640	CB620			0,30	
2.0 GTI		Conventional	04.2009 > 11.2013		CA640	CB620			0,30	
2.0 R 4motion		Conventional	11.2009 > 11.2013		CA640	CB620				
1.6 TDI	D	Start-Stop	02.2009 > 11.2012	CK700						
1.6 TDI	D	Conventional	02.2009 > 11.2012		CA640	CB620				
2.0 TDI, 2.0 TDI 4motion	D	Start-Stop	10.2008 > 05.2013	CK700					0,40	
2.0 TDI, 2.0 TDI 4motion	D	Conventional	10.2008 > 05.2013		CA770	CB740			0,40	
2.0 TDI	D	Conventional	10.2008 > 11.2012		CA900	CB800			0,40	
GOLF VI Convertible (517)										
1.2 TSI		Start-Stop	03.2011 >	CK700						
1.2 TSI		Conventional	03.2011 >		CA530	CB500				
1.4 TSI		Start-Stop	03.2011 >	CK700						
1.4 TSI		Conventional	11.2011 >		CA640	CB620				
2.0 GTI, 2.0 TSI		Start-Stop	11.2011 >	CK700						
2.0 GTI, 2.0 TSI		Conventional	11.2011 >		CA770	CB740				
2.0 R		Conventional	01.2013 >		CA640	CB620				

*podany czas wymiany należy traktować jako orientacyjny

Znalazłeś błąd w tabeli? Chciałbyś zaproponować inne zastosowanie? Czekamy na Twoje propozycje: pl.ekspert@eu.exide.com

Volkswagen

Marka i model				Start-Stop	Tradycyjjne			(hour)*	i s. 207
					Futura	Plus	Standard		
VOLKSWAGEN									
GOLF VI Convertible (517)									
1.6 TDI	D	Start-Stop	03.2011 >	CK700					
1.6 TDI	D	Conventional	03.2011 >		CA640	CB620			
2.0 TDI	D	Start-Stop	11.2011 >	CK700					
2.0 TDI	D	Conventional	11.2011 >		CA770	CB740		0,20	
GOLF VII (5G1)									
1.2 TSI (Manual)		Start-Stop	11.2012 >	CK600					
1.2 TSI (Automatic)		Start-Stop	11.2012 >	CK700					
1.4 TGI		Start-Stop	08.2013 >	CK600					
1.4 TSI (90kW)		Start-Stop	11.2012 >	CK700					
1.4 TSI (ACT, 103kW)		Start-Stop	11.2012 >	CK600					
2.0 GTI, 2.0 R 4motion		Start-Stop	04.2013 >	CK700					
1.6 TDI, 1.6 TDI 4motion	D	Start-Stop	11.2012 >	CK700					
2.0 TDI, 2.0 TDI 4motion, 2.0 GTD	D	Start-Stop	08.2012 >	CK700					
GOLF SPORTSVAN									
1.4 TSI		Start-Stop	05.2014 >	CK700					
1.6 TDI	D	Start-Stop	05.2014 >	CK700					
2.0 TDI	D	Start-Stop	05.2014 >	CK700					
JETTA III (1K2)									
1.4 TSI		Conventional	07.2006 > 10.2010		CA530	CB500		0,30	
1.6, 1.6 FSI		Conventional	10.2005 > 10.2010		CA640	CB620		0,30	
2.0 FSI, 2.0 TFSI		Conventional	08.2005 > 10.2010		CA640	CB620		0,30	
2.5 FSI		Conventional	01.2006 > 10.2010		CA640	CB620		0,30	
1.6 TDI	D	Start-Stop	06.2009 > 10.2010	CK700					
1.6 TDI	D	Conventional	06.2009 > 10.2010		CA640	CB620			
1.9 TDI	D	Conventional	08.2005 > 10.2010		CA770	CB740		0,50	
2.0 TDI, 2.0 TDI 16V	D	Conventional	08.2005 > 10.2010		CA770	CB740		0,50	
JETTA IV (162)									
1.2 TSI		Start-Stop	02.2011 >	CK700					
1.2 TSI		Conventional	02.2011 >		CA640	CB620			
1.4 TSI (118kW)		Start-Stop	04.2011 >	CK700					
1.4 TSI (118kW)		Conventional	04.2011 >		CA530	CB500			
1.4 TSI		Start-Stop	04.2011 >	CK700					
1.4 TSI, 1.4 TSI Hybrid		Conventional	04.2011 >		CA640	CB620			
1.6		Conventional	12.2011 >		CA640	CB620			
2.0		Conventional	06.2010 >		CA640	CB620			
2.0 TSI (147kW)		Start-Stop	12.2010 >	CK700					
2.0 TSI (147kW)		Conventional	12.2010 >		CA530	CB500			
2.0 TSI (155kW)		Conventional	12.2012 >		CA640	CB620			
2.5 FSI		Conventional	04.2010 >		CA770	CB740			
1.6 TDI	D	Start-Stop	02.2011 >	CK700					
1.6 TDI	D	Conventional	02.2011 >		CA640	CB620			
2.0 TDI	D	Conventional	10.2010 >		CA770	CB740			
LT 28-35 I (281-363)									
2.4, 2.4 i, 2.4 Syncro		Conventional	12.1982 > 06.1996		CA640	CB620		0,20	VW adaptor
2.4 D, 2.4 D Syncro, 2.4 TD	D	Conventional	12.1978 > 06.1996		CA770	CB740	CC700	0,20	VW adaptor
LT 28-35 II Bus (2DB, 2DE, 2DK)									
2.3		Conventional	05.1996 > 07.2006		CA640	CB620		0,30	
2.5 SDI, 2.5 TDI	D	Conventional	05.1996 > 07.2006		CA770	CB740	CC700	0,30	
2.8 TDI	D	Conventional	02.1997 > 06.2006		CA770	CB740	CC700	0,30	
LT 28-46 II									
2.3		Conventional	06.1996 > 07.2006		CA640	CB620	CC550	0,30	
2.5 SDI, 2.5 TDI	D	Conventional	06.1996 > 07.2006		CA770	CB740	CC700	0,30	
2.8 TDI	D	Conventional	06.1997 > 07.2006		CA770	CB740	CC700	0,30	
LT 40-55 I (291-512)									
2.4, 2.4 4WD, 2.4 i		Conventional	12.1982 > 06.1996			CB712	CC652	0,20	
2.4 D, 2.4 TD, 2.4 TD 4WD	D	Conventional	08.1978 > 05.1996		CA1000	CB950	CC900	0,20	VW adaptor

*podany czas wymiany należy traktować jako orientacyjny

Znalazłeś błąd w tabeli? Chciałbyś zaproponować inne zastosowanie? Czekamy na Twoje propozycje: pl.ekspert@eu.exide.com

Marka i model					Start-Stop	Tradycyjne				
					Futura	Plus	Standard	(godziny)*	s. 207	
VOLKSWAGEN										
LUPO (6X1, 6E1)										
1.0		Conventional	09.1998 > 07.2005		CA530	CB500	CC440	0,30		
1.4, 1.4 16V, 1.4 FSI		Conventional	09.1998 > 07.2005		CA530	CB500	CC440	0,30		
1.6 GTI		Conventional	09.2000 > 07.2005		CA640	CB620	CC550	0,30		
1.2 TDI 3L	D	Conventional	07.1999 > 07.2005		CA640	CB620	CC550	0,30		
1.4 TDI	D	Conventional	01.1999 > 07.2005		CA640	CB620	CC550	0,30		
1.7 SDI	D	Conventional	09.1998 > 07.2005		CA640	CB620		0,30		
MULTIVAN T5 (7HM, 7HN, 7HF, 7EF, 7EM, 7EN)										
2.0		Conventional	11.2003 >		CA640	CB620		0,30		
2.0 TSI, 2.0 TSI 4motion (150kW)		Conventional	05.2011 >		CA640	CB620				
2.0 TSI (110kW)		Start-Stop	07.2012 >	CK950						
2.0 TSI (110kW)		Conventional	07.2012 >		CA1000	CB950				
3.2 V6, 3.2 V6 4motion		Conventional	02.2004 > 11.2009		CA640	CB620		0,30		
1.9 TDI	D	Conventional	04.2003 > 11.2009		CA770	CB740		0,30		
2.0 BiTDI, 2.0 BiTDI 4motion	D	Conventional	09.2009 >		CA770	CB740				
2.0 TDI (84kW)	D	Start-Stop	05.2011 >	CK700						
2.0 TDI, 2.0 TDI 4motion	D	Conventional	09.2009 >		CA770	CB740				
2.0 TDI	D	Conventional	09.2009 >		CA900	CB800				
2.5 TDI, 2.5 TDI 4motion	D	Conventional	04.2003 > 11.2009		CA770	CB740		0,30		
NEW BEETLE (9C1, 1C1)										
1.4		Conventional	11.2001 >		CA530	CB500		0,20		
1.6		Conventional	10.1999 >		CA530	CB500		0,20		
1.8 T		Conventional	10.1999 >		CA640	CB620		0,20		
2.0		Conventional	01.1998 >		CA640	CB620		0,20		
2.3 V5		Conventional	10.2000 >		CA640	CB620		0,20		
2.5		Conventional	07.2005 >		CA770	CB740				
RSI 3.2 4motion		Conventional	04.2000 > 05.2001		CA640	CB620				
1.9 TDI	D	Conventional	01.1998 >		CA770	CB740	CC700	0,20		
PASSAT (3A2, 35I)										
1.6		Conventional	02.1988 > 08.1996			CB602	CC542	0,20		
1.8, 1.8 16V, 1.8 GL, 1.8 G60 Syncro		Conventional	02.1988 > 08.1996		CA640	CB620	CC550	0,20	VW adaptor	
2.0, 2.0 16V, 2.0 Syncro		Conventional	08.1988 > 08.1996		CA640	CB620	CC550	0,20	VW adaptor	
2.8 VR6		Conventional	06.1991 > 08.1996		CA612	CB602	CC542	0,20	VW adaptor	
1.6 TD	D	Conventional	08.1988 > 09.1993		CA612	CB602	CC542	0,20	VW adaptor	
1.9 D, 1.9 TD, 1.9 TDI	D	Conventional	05.1989 > 08.1996		CA722	CB712	CC652	0,20	VW adaptor	
PASSAT (3B2)										
1.6		Conventional	10.1996 > 11.2000		CA530	CB500	CC440	0,20		
1.8, 1.8 Syncro/4motion, 1.8 T, 1.8 T Syncro		Conventional	10.1996 > 11.2000		CA640	CB620	CC550	0,20		
2.0, 2.0 4motion		Conventional	04.2000 > 11.2000		CA640	CB620	CC550	0,20		
2.3 VR5, 2.3 VR5 Syncro/4motion		Conventional	10.1996 > 11.2000		CA770	CB740	CC700	0,20		
2.8 Syncro, 2.8 V6, 2.8 V6 Syncro/4motion		Conventional	08.1996 > 11.2000		CA770	CB740	CC700	0,20		
1.9 TDI, 1.9 TDI Syncro/4motion	D	Conventional	10.1996 > 11.2000		CA770	CB740	CC700	0,20		
2.5 TDI, 2.5 TDI Syncro/4motion	D	Conventional	07.1998 > 11.2000		CA900	CB800		0,20		
PASSAT (3B3)										
1.6		Conventional	11.2000 > 05.2005		CA530	CB500	CC440	0,20		
1.8, 1.8 T, 1.8 T 20V, 1.8 T 4motion		Conventional	11.2000 > 03.2005		CA640	CB620	CC550	0,20		
2.0, 2.0 4motion		Conventional	11.2000 > 05.2005		CA640	CB620	CC550	0,20		
2.3 V5, 2.3 V5 4motion		Conventional	11.2000 > 05.2005		CA770	CB740	CC700	0,20		
2.8 4motion		Conventional	11.2000 > 05.2005		CA770	CB740	CC700	0,20		
4.0 VR8 4motion		Conventional	09.2001 > 09.2004		CA900	CB800		0,20		
1.9 TDI, 1.9 TDI 4motion	D	Conventional	11.2000 > 05.2005		CA770	CB740	CC700	0,20		
2.0 TDI	D	Conventional	12.2003 > 05.2005		CA770	CB740		0,20		
2.5 TDI, 2.5 TDI 4motion	D	Conventional	11.2000 > 05.2005		CA900	CB800		0,20		
PASSAT (3C2)										
1.4 TSI		Start-Stop	05.2007 > 07.2010	CK700				0,30		
1.4 TSI		Conventional	05.2007 > 07.2010		CA530	CB500		0,30		
1.4 TSI EcoFuel		Conventional	01.2009 > 07.2010		CA530	CB500		0,30		

*podany czas wymiany należy traktować jako orientacyjny

Znalazłeś błąd w tabeli? Chciałbyś zaproponować inne zastosowanie? Czekamy na Twoje propozycje: pl.ekspert@eu.exide.com

Volkswagen

Marka i model					Start-Stop	Tradycyjjne				
						Futura	Plus	Standard	(hour)*	s. 207
VOLKSWAGEN										
PASSAT (3C2)										
1.6, 1.6 FSI		Conventional	05.2005 > 07.2010			CA530	CB500		0,30	
1.8 TSI		Conventional	05.2007 > 07.2010			CA640	CB620		0,30	
2.0 FSI, 2.0 FSI 4motion		Conventional	03.2005 > 07.2010			CA640	CB620	CC550	0,30	
3.2 FSI 4motion		Conventional	11.2005 > 07.2010			CA770	CB740		0,40	
3.6 R36 4motion		Conventional	04.2007 > 07.2010			CA770	CB740		0,40	
1.6 TDI	D	Start-Stop	08.2009 > 07.2010	CK700						
1.9 TDI	D	Conventional	03.2005 > 11.2008			CA770	CB740		0,30	
2.0 TDI, 2.0 TDI 16V, 2.0 TDI 4motion	D	Conventional	03.2005 >			CA770	CB740		0,30	
2.0 BlueTDI	D	Start-Stop	01.2009 >	CK800					0,30	
2.0 BlueTDI	D	Conventional	01.2009 >			CA770	CB740		0,30	
PASSAT (362)										
1.4 TSI		Start-Stop	08.2010 >	CK700						
1.4 TSI EcoFuel		Conventional	08.2010 >			CA770	CB740			
1.8 TSI		Conventional	08.2010 >			CA770	CB740			
2.0 TSI		Conventional	11.2010 >			CA770	CB740			
3.6 FSI 4motion		Conventional	01.2011 >			CA770	CB740			
1.6 TDI	D	Start-Stop	08.2010 >	CK700						
2.0 TDI, 2.0 TDI 4motion	D	Start-Stop	08.2010 >	CK700						
PASSAT ALLTRACK (365)										
1.8 TSI		Start-Stop	01.2012 >	CK700						
1.8 TSI		Conventional	01.2012 >			CA640	CB620			
2.0 TSI 4motion		Conventional	01.2012 >			CA640	CB620			
2.0 TDI, 2.0 TDI 4motion	D	Conventional	01.2012 >	CK700						
PASSAT CC (357)										
1.4 TSI MultiFuel		Conventional	01.2011 >	CK700						
1.8 TSI		Conventional	06.2008 > 11.2010			CA640	CB620		0,30	
1.8 TSI		Conventional	11.2008 > 05.2010	CK700					0,30	
2.0 TSI		Conventional	06.2008 >			CA640	CB620		0,30	
2.0 TSI (155kW)		Conventional	11.2010 >	CK700					0,30	
3.6 FSI 4motion		Conventional	06.2008 >			CA900	CB800			
3.6 FSI 4motion		Conventional	06.2008 > 05.2010			CA770	CB740		0,40	
2.0 TDI, 2.0 TDI 4motion	D	Start-Stop	05.2008 >	CK700						
2.0 TDI, 2.0 TDI 4motion	D	Conventional	05.2008 >			CA770	CB740		0,30	
2.0 BlueTDI	D	Start-Stop	05.2009 > 11.2010	CK700					0,30	
2.0 BlueTDI	D	Conventional	05.2009 > 11.2010			CA770	CB740		0,30	
PHAETON (3D_)										
3.2 V6, 3.2 V6 4motion		Conventional	04.2002 >	CK950 / CK600					1,60	X2
3.6 V6 4motion		Conventional	11.2008 >	CK950 / CK600					1,60	X2
4.2 V8 4motion		Conventional	05.2003 >	CK950 / CK600					1,60	X2
6.0 W12 4motion		Conventional	04.2002 >	CK950 / CK600					1,60	X2
3.0 V6 TDI 4motion	D	Conventional	09.2004 >	CK950 / CK600					1,60	X2
3.0 V6 TDI 4motion	D	Conventional	11.2008 >	CK950 / CK600					1,60	X2
5.0 V10 TDI 4motion	D	Conventional	11.2002 >	CK950 / CK600					1,60	X2
POLO (86C, 80)										
0.9		Conventional	10.1981 > 12.1981				CB442	CC412	0,20	VW adaptor
1.0, 1.0 CAT		Conventional	10.1981 > 09.1994			CA472	CB442	CC412	0,20	VW adaptor
1.1		Conventional	10.1981 > 09.1989				CB442	CC412	0,20	VW adaptor
1.3, 1.3 CAT		Conventional	08.1982 > 09.1994				CB442	CC412	0,20	VW adaptor
1.3 D	D	Conventional	08.1986 > 07.1990				CB602	CC542	0,20	VW adaptor
1.4 D	D	Conventional	10.1990 > 09.1994			CA612	CB602	CC542	0,20	VW adaptor
POLO Coupe (86C, 80)										
1.0, 1.0 CAT		Conventional	08.1985 > 09.1994			CA472	CB442	CC412	0,20	VW adaptor
1.3, 1.3 CAT		Conventional	07.1987 > 09.1994				CB442	CC412	0,20	VW adaptor
1.3 G40		Conventional	01.1987 > 09.1994			CA472	CB442	CC412	0,20	VW adaptor
1.3 D	D	Conventional	08.1986 > 08.1990				CB602	CC542	0,20	VW adaptor
1.4 D	D	Conventional	08.1990 > 09.1994			CA612	CB602	CC542	0,20	VW adaptor

*podany czas wymiany należy traktować jako orientacyjny
Znalazłeś błąd w tabeli? Chciałbyś zaproponować inne zastosowanie? Czekamy na Twoje propozycje: pl.ekspert@eu.exide.com

Tabele zastosowań

Marka i model					Start-Stop	Tradycyjne			
						Futura	Plus	Standard	(godziny)*
VOLKSWAGEN									
POLO (6N1)									
45 1.0, 50 1.0		Conventional	10.1994 > 10.1999			CA472	CB442	CC412	0,20
55 1.3		Conventional	10.1994 > 07.1995			CA472	CB442	CC412	0,20
55 1.4, 60 1.4, 100 1.4 16V		Conventional	07.1995 > 10.1999			CA530	CB500	CC440	0,20
75 1.6		Conventional	10.1994 > 10.1999			CA530	CB500	CC440	0,20
120 1.6 16V GTI		Conventional	09.1998 > 10.1999			CA640	CB620		0,20
1.7 SDI, 60 1.7 SDI	D	Conventional	04.1997 > 10.1999			CA640	CB620		0,20
64 1.9 D, 64 1.9 SDI	D	Conventional	10.1994 > 10.1999			CA640	CB620		0,20
POLO (6N2)									
1.0		Conventional	10.1999 > 09.2001			CA472	CB442	CC412	0,20
1.4, 1.4 16V		Conventional	10.1999 > 09.2001			CA530	CB500	CC440	0,20
1.6 16V GTI		Conventional	10.1999 > 09.2001			CA530	CB500		0,20
1.4 TDI	D	Conventional	10.1999 > 09.2001			CA612	CB602		0,20
1.7 SDI	D	Conventional	10.1999 > 09.2001			CA640	CB620	CC550	0,20
1.9 D, 1.9 SDI	D	Conventional	10.1999 > 09.2001			CA640	CB620		0,20
POLO (9N_)									
1.2, 1.2 12V		Conventional	01.2002 > 11.2009			CA530	CB500	CC440	0,30
1.4 16V, 1.4 FSI		Conventional	10.2001 > 11.2009			CA530	CB500	CC440	0,30
1.6, 1.6 16V		Conventional	08.2002 > 11.2009			CA530	CB500		0,30
1.8 GTI, 1.8 GTi Cup Edition		Conventional	09.2005 > 11.2009			CA640	CB620		0,30
1.4 TDI	D	Conventional	10.2001 > 11.2009			CA640	CB620		0,30
1.9 SDI, 1.9 TDI	D	Conventional	10.2001 > 11.2009			CA640	CB620		0,30
POLO (6R_)									
1.2		Start-Stop	06.2009 >		CK700				0,30
1.2		Conventional	06.2009 >			CA530	CB500		0,30
1.2 TSI		Start-Stop	11.2009 >		CK600				0,30
1.2 TSI		Conventional	11.2009 >			CA530	CB500		0,30
1.4		Conventional	06.2009 >			CA530	CB500		0,30
1.4 TSI		Start-Stop	10.2012 >		CK600				0,30
1.4 GTI		Conventional	05.2010 >			CA640	CB620		0,30
1.6 BiFuel		Conventional	01.2011 >			CA640	CB620		0,30
2.0 R WRC		Conventional	08.2013 >			CA530	CB500		0,30
1.2 TDI	D	Start-Stop	10.2009 >		CK600				0,30
1.2 TDI	D	Conventional	10.2009 >			CA640	CB620		0,30
1.6 TDI	D	Start-Stop	06.2009 >		CK600				0,30
1.6 TDI	D	Conventional	06.2009 >			CA640	CB620		0,30
SCIROCCO (137)									
1.4 TSI		Start-Stop	05.2008 >		CK700				0,30
1.4 TSI		Conventional	05.2008 >			CA640	CB620		0,30
2.0 TSI, 2.0 R		Conventional	05.2008 >			CA640	CB620		0,30
2.0 TDI	D	Start-Stop	08.2008 >		CK700				0,30
2.0 TDI	D	Conventional	08.2008 >			CA770	CB740		0,40
SHARAN (7M8, 7M9, 7M6)									
1.8 T 20V		Conventional	09.1997 > 03.2010			CA640	CB620	CC550	0,30
2.0, 2.0 16V, 2.0 LPG		Conventional	09.1995 > 03.2010			CA640	CB620	CC550	0,30
2.8 V6 24V/ 4motion, 2.8 VR6/ Syncro		Conventional	09.1995 > 03.2010			CA770	CB740	CC700	0,30
1.9 TDI, 1.9 TDI 4motion	D	Conventional	09.1995 > 03.2010			CA900	CB800		0,30
2.0 TDI	D	Start-Stop	11.2005 > 03.2010		CK700				0,30
2.0 TDI	D	Conventional	11.2005 > 03.2010			CA770	CB740		0,30
2.0 TDI	D	Conventional	11.2005 > 03.2010			CA900	CB800		0,30
SHARAN (7N)									
1.4 TSI		Start-Stop	05.2010 >		CK700				0,30
1.8 TSI		Start-Stop	05.2012 >		CK700				0,30
2.0 TSI		Conventional	12.2010 >			CA640	CB620		0,30
2.0 TDI, 2.0 TDI 4motion	D	Start-Stop	05.2010 >		CK700				0,30
2.0 TDI (130kW)	D	Start-Stop	01.2013 >		CK800				0,30

*podany czas wymiany należy traktować jako orientacyjny

Znalazłeś błąd w tabeli? Chciałbyś zaproponować inne zastosowanie? Czekamy na Twoje propozycje: pl.ekspert@eu.exide.com

Volkswagen

Marka i model					Start-Stop	Tradycyjjne			
					Futura	Plus	Standard	(hour)*	s. 207
VOLKSWAGEN									
TARO									
1.8		Conventional	04.1989 > 09.1994			CB605		0,30	
2.2		Conventional	06.1989 > 07.1994			CB605		0,30	
2.4 i 4x4		Conventional	06.1989 > 03.1997			CB605		0,30	
2.4 D, 2.4 D 4x4	D	Conventional	04.1989 > 03.1997		CA755	CB705		0,30	
TIGUAN (5N_)									
1.4 TSI, 1.4 TSI 4motion		Start-Stop	09.2007 >	CK700				0,30	
1.4 TSI, 1.4 TSI 4motion		Conventional	09.2007 >		CA640	CB620		0,30	
2.0 TFSI 4motion, 2.0 TSI 4motion		Conventional	09.2007 >		CA640	CB620		0,30	
2.0 TDI, 2.0 TDI 4motion	D	Start-Stop	03.2008 >	CK700				0,30	
2.0 TDI, 2.0 TDI 4motion	D	Conventional	03.2008 >		CA770	CB740			
TOUAREG (7LA, 7L6, 7L7)									
3.2 V6		Conventional	10.2002 > 11.2006		CA770	CB740			
3.6 V6 FSI		Conventional	10.2005 > 05.2010		CA770	CB740			
4.2 V8, 4.2 V8 FSI		Conventional	12.2002 > 05.2010		CA900	CB800			
6.0 W12		Conventional	08.2004 > 05.2010		CA1000	CB950			
2.5 R5 TDI	D	Conventional	01.2003 > 05.2010		CA900	CB800			
3.0 TDI, 3.0 V6 TDI	D	Conventional	11.2004 > 05.2010		CA1000	CB950			
5.0 V10 TDI, 5.0 R50 TDI	D	Conventional	10.2002 > 05.2010	CK950		CB1100			
TOUAREG (7P5)									
3.0 V6 TSI Hybrid		Hybrid	04.2010 >		CA770	CB740			
3.6 V6 FSI		Conventional	04.2010 >	CK950					
4.2 V8 FSI		Start-Stop	01.2011 >	CK950					
4.2 V8 FSI		Conventional	01.2011 >		CA1000				
3.0 V6 TDI (150kW)	D	Start-Stop	01.2010 >	CK950					
3.0 V6 TDI	D	Start-Stop	01.2010 >	CK1050					
4.2 V8 TDI	D	Conventional	01.2010 >			CB1100			
TOURAN (1T1, 1T2)									
1.4 TSI		Conventional	02.2006 > 05.2010		CA530	CB500		0,30	
1.6, 1.6 FSI		Conventional	02.2003 > 05.2010		CA640	CB620		0,50	
2.0 EcoFuel, 2.0 FSI		Conventional	10.2003 > 05.2010		CA640	CB620		0,50	
1.9 TDI	D	Conventional	02.2003 > 05.2010		CA770	CB740		0,40	
2.0 TDI, 2.0 TDI 16V	D	Conventional	02.2003 > 05.2010		CA900	CB800		0,40	
TOURAN (1T3)									
1.2 TSI		Start-Stop	05.2010 >	CK700					
1.2 TSI		Conventional	05.2010 >		CA640	CB620			
1.4 TSI, 1.4 TSI EcoFuel		Conventional	05.2010 >		CA530	CB500			
1.6 TDI	D	Start-Stop	05.2010 >	CK700					
1.6 TDI	D	Conventional	05.2010 >		CA640	CB620			
2.0 TDI	D	Start-Stop	05.2010 >	CK700					
2.0 TDI	D	Conventional	05.2010 >		CA770	CB740			
2.0 TDI	D	Start-Stop	01.2013 >	CK700					
TRANSPORTER T3									
1.9, 1.9 Syncro		Conventional	08.1982 > 07.1992			CB602	CC542	0,20	VW adaptor
2.1, 2.1 CAT, 2.1 i, 2.1 Syncro		Conventional	08.1985 > 07.1992			CB602	CC542	0,20	VW adaptor
1.6 TD, 1.6 TD Syncro	D	Conventional	08.1984 > 07.1992			CB602	CC542	0,20	VW adaptor
1.7 D	D	Conventional	10.1986 > 07.1992			CB602	CC542	0,20	VW adaptor
TRANSPORTER T4									
1.8		Conventional	12.1990 > 07.1992		CA640	CB620	CC550	0,20	
2.0		Conventional	09.1990 > 04.2003		CA640	CB620	CC550	0,20	
2.5, 2.5 Syncro		Conventional	11.1990 > 04.2003		CA770	CB740	CC700	0,20	
2.8 VR6, 2.8 VR6 Syncro		Conventional	11.1995 > 04.2003		CA770	CB740	CC700	0,20	
1.9 D, 1.9 TD	D	Conventional	09.1990 > 04.2003		CA770	CB740	CC700	0,20	
2.4 D, 2.4 D Syncro	D	Conventional	10.1992 > 04.2003		CA770	CB740	CC700	0,20	
2.5 TDI, 2.5 TDI Syncro	D	Conventional	09.1995 > 04.2003		CA900	CB800		0,20	
TRANSPORTER T5									
2.0		Conventional	11.2003 >		CA640	CB620		0,30	

*podany czas wymiany należy traktować jako orientacyjny

Znalazłeś błąd w tabeli? Chciałbyś zaproponować inne zastosowanie? Czekamy na Twoje propozycje: pl.ekspert@eu.exide.com

Marka i model					Start-Stop	Tradycyjne			
					Futura	Plus	Standard	(godziny)*	s. 207
VOLKSWAGEN									
TRANSPORTER T5									
2.0 TSI, 2.0 TSI 4motion (150kW)		Conventional	05.2011 >		CA640	CB620		0,30	
2.0 TSI (110kW)		Start-Stop	07.2012 >	CK950					
2.0 TSI (110kW)		Conventional	07.2012 >		CA1000	CB950		0,30	
3.2 V6, 3.2 V6 4motion		Conventional	11.2003 > 11.2009		CA770	CB740		0,30	
1.9 TDI	D	Conventional	04.2003 > 11.2009		CA900	CB800		0,30	
2.0 TDI/ 4motion, 2.0 BiTDI/ 4motion	D	Conventional	09.2009 >		CA900	CB800		0,30	
2.0 TDI (84kW)	D	Start-Stop	05.2011 >	CK700					
2.5 TDI, 2.5 TDI 4motion	D	Conventional	04.2003 > 11.2009		CA900	CB800		0,30	
UP									
1.0, 1.0 EcoFuel		Start-Stop	12.2011 >	CK600					
1.0, 1.0 EcoFuel		Conventional	12.2011 >			CB440	CC400		
VENTO (1H2)									
1.4		Conventional	11.1991 > 09.1998		CA640	CB620	CC550	0,20	VW adaptor
1.6		Conventional	09.1992 > 09.1998		CA640	CB620	CC550	0,20	VW adaptor
1.8		Conventional	11.1991 > 09.1998		CA640	CB620	CC550	0,20	VW adaptor
2.0		Conventional	11.1991 > 09.1998		CA770	CB740	CC700	0,20	VW adaptor
2.8 VR6		Conventional	01.1992 > 09.1998		CA770	CB740	CC700	0,20	VW adaptor
1.9 D, 1.9 SDI, 1.9 TD, 1.9 TDI	D	Conventional	11.1991 > 09.1998		CA770	CB740	CC700	0,20	VW adaptor
VOLVO									
240 (P242, P244)									
2.0		Conventional	09.1984 > 12.1993		CA770	CB740	CC700	0,10	
2.3, 2.3 i CAT		Conventional	08.1986 > 07.1987		CA770	CB740	CC700	0,10	
2.3 (133hp)		Conventional	08.1984 > 12.1989			CB705		0,10	
2.4 Diesel	D	Conventional	08.1987 > 08.1993		CA770	CB740	CC700	0,10	
340-360 (343, 345)									
1.3		Conventional	01.1989 > 12.1990			CB620	CC550	0,10	
1.7		Conventional	08.1985 > 07.1991			CB620	CC550	0,10	
2.0		Conventional	08.1987 > 07.1989		CA640	CB620	CC550	0,10	
1.6 Diesel	D	Conventional	08.1984 > 07.1991			CB620	CC550	0,10	
440 K (445)									
1.6		Conventional	09.1988 > 12.1996		CA640	CB620	CC550	0,10	
1.7, 1.7 Turbo		Conventional	08.1988 > 12.1996		CA640	CB620	CC550	0,10	
1.8		Conventional	08.1991 > 07.1996		CA640	CB620	CC550	0,10	
2.0		Conventional	08.1992 > 07.1996		CA640	CB620	CC550	0,10	
1.9 Turbo-Diesel	D	Conventional	07.1994 > 12.1996		CA640	CB620		0,10	
460 L (464)									
1.6		Conventional	07.1992 > 07.1996		CA640	CB620	CC550	0,10	
1.7, 1.7 Turbo		Conventional	09.1988 > 07.1996		CA640	CB620	CC550	0,10	
1.8		Conventional	08.1991 > 07.1996		CA640	CB620	CC550	0,10	
2.0		Conventional	08.1992 > 07.1996		CA640	CB620	CC550	0,10	
1.9 Turbo-Diesel	D	Conventional	07.1994 > 07.1996		CA770	CB740	CC700	0,10	
480 E									
1.7, 1.7 Turbo		Conventional	04.1986 > 07.1996		CA640	CB620	CC550	0,10	
2.0		Conventional	08.1992 > 09.1995		CA640	CB620	CC550	0,10	
740 (744)									
2.0, 2.0 GLE, 2.0 Turbo		Conventional	08.1985 > 08.1992			CB620	CC550	0,10	
2.3, 2.3 Turbo		Conventional	08.1984 > 08.1992			CB620	CC550	0,10	
2.4 Diesel, 2.4 TD	D	Conventional	08.1984 > 07.1992			CB620	CC550	0,10	
760 (704, 764)									
2.3, 2.3 Turbo		Conventional	09.1987 > 07.1992			CB620	CC550		
2.8		Conventional	05.1986 > 08.1991			CB620	CC550		
2.4 D, 2.4 TD Interc., 2.4 Turbo Diesel	D	Conventional	01.1982 > 07.1992			CB740	CC700		
780									
2.9		Conventional	08.1987 > 07.1990			CB620	CC550		
2.4 D	D	Conventional	04.1986 > 07.1990			CB740	CC700		

*podany czas wymiany należy traktować jako orientacyjny

Znalazłeś błąd w tabeli? Chciałbyś zaproponować inne zastosowanie? Czekamy na Twoje propozycje: pl.ekspert@eu.exide.com

Marka i model		Start-Stop		Tradycyjjne		Futura		Plus		Standard		i s. 207	
VOLVO													
850 (LS)													
2.0, 2.0 Turbo		Conventional	06.1991 > 12.1996		CA640	CB620					0,10		
2.3, 2.3 T5, 2.3 T5 R, 2.3 Turbo R		Conventional	08.1993 > 10.1996		CA640	CB620					0,10		
2.4 GLE		Conventional	09.1993 > 10.1997		CA640	CB620		CC550			0,10		
2.5		Conventional	06.1991 > 12.1996		CA640	CB620					0,10		
2.5 TDI	D	Conventional	08.1995 > 12.1996		CA770	CB740		CC700			0,10		
940 (944)													
2.0, 2.0 Turbo		Conventional	09.1990 > 12.1994		CA640	CB620					0,10		
2.3, 2.3 Turbo		Conventional	08.1990 > 12.1994		CA640	CB620					0,10		
2.4 D, 2.4 TD Intercooler, 2.4 Turbo Diesel	D	Conventional	08.1990 > 12.1994		CA770	CB740		CC700			0,10		
940 II (944)													
2.0, 2.0 Turbo		Conventional	08.1994 > 10.1998		CA640	CB620					0,10		
2.3, 2.3 tj, 2.3 Turbo		Conventional	08.1994 > 12.1998		CA640	CB620					0,10		
2.4 TD Interc.	D	Conventional	08.1994 > 10.1998		CA770	CB740		CC700			0,10		
960 (964)													
2.0		Conventional	08.1990 > 09.1993		CA640	CB620		CC550			0,10		
2.3 Turbo		Conventional	09.1990 > 08.1993		CA640	CB620					0,10		
2.9		Conventional	08.1990 > 07.1994		CA770	CB740		CC700			0,10		
2.4 TD Interc.	D	Conventional	09.1991 > 07.1994		CA770	CB740		CC700			0,10		
960 II (964)													
2.5		Conventional	07.1994 > 12.1996		CA770	CB740		CC700			0,10		
2.9		Conventional	07.1994 > 12.1996		CA770	CB740		CC700			0,10		
C30													
1.6		Conventional	10.2006 > 12.2012		CA640	CB620					0,30		
1.8		Conventional	10.2006 > 12.2012		CA640	CB620					0,30		
2.0		Conventional	10.2006 > 12.2012		CA770	CB740					0,30		
2.4 i		Conventional	10.2006 > 12.2012		CA770	CB740					0,30		
T5		Conventional	10.2006 > 12.2012		CA770	CB740					0,30		
1.6 D, 1.6 D2	D	Start-Stop	10.2006 > 12.2012	CK700							0,30		
1.6 D, 1.6 D2	D	Conventional	10.2006 > 12.2012		CA900	CB800					0,30		
2.0 D	D	Conventional	10.2006 > 12.2012		CA900	CB800					0,30		
D3	D	Conventional	10.2010 > 12.2012		CA900	CB800					0,30		
D4	D	Conventional	10.2010 > 12.2012		CA900	CB800					0,30		
D5	D	Conventional	10.2006 > 12.2012		CA900	CB800					0,30		
Models with Auxiliary / Backup Battery		Start-Stop	>	CK091									
C70 I Coupe / Convertible													
2.0, 2.0 T		Conventional	03.1997 > 09.2002		CA640	CB620					0,10		
2.3 T-5, 2.3 T5		Conventional	03.1997 > 10.2005		CA640	CB620					0,10		
2.5, 2.5 T		Conventional	03.1997 > 09.2002		CA640	CB620					0,10		
C70 II Convertible													
2.4, 2.4 i		Conventional	03.2006 >		CA640	CB620					0,30		
T5		Conventional	03.2006 >		CA640	CB620					0,30		
2.0 D	D	Conventional	01.2008 >		CA900	CB800					0,30		
2.4 D	D	Conventional	03.2007 >		CA900	CB800					0,30		
D3	D	Conventional	10.2010 >		CA900	CB800					0,30		
D4	D	Conventional	10.2010 >		CA900	CB800					0,30		
D5	D	Conventional	03.2006 >		CA900	CB800					0,30		
S40 I (VS)													
1.6		Conventional	09.1995 > 12.2003		CA640	CB620		CC550			0,10		
1.8, 1.8 i		Conventional	07.1995 > 12.2003		CA640	CB620		CC550			0,10		
1.9 T4		Conventional	05.1997 > 07.2000		CA640	CB620		CC550			0,20		
2.0, 2.0 T, 2.0 T4		Conventional	07.1995 > 12.2003		CA640	CB620		CC550			0,10		
1.9 DI, 1.9 TD	D	Conventional	07.1995 > 12.2003		CA770	CB740		CC700			0,10		
S40 II (MS)													
1.6		Conventional	01.2005 >		CA640	CB620					0,30		
1.8		Conventional	04.2004 >		CA640	CB620					0,30		
2.0, 2.0 F		Conventional	10.2006 >		CA640	CB620					0,30		

*podany czas wymiany należy traktować jako orientacyjny

Znalazłeś błąd w tabeli? Chciałbyś zaproponować inne zastosowanie? Czekamy na Twoje propozycje: pl.ekspert@eu.exide.com

Marka i model					Start-Stop	Tradycyjne			
						Futura	Plus	Standard	(godziny)*
VOLVO									
S40 II (MS)									
2.4, 2.4 AWD		Conventional	01.2004 >			CA640	CB620		0,30
T5, T5 AWD		Conventional	01.2004 >			CA640	CB620		0,30
1.6 D, 1.6 D2	D	Start-Stop	01.2005 >	CK700					0,30
1.6 D, 1.6 D2	D	Conventional	01.2005 >			CA900	CB800		0,30
2.0 D, 2.0 D4	D	Conventional	01.2004 >			CA900	CB800		0,30
D3	D	Conventional	10.2010 >			CA900	CB800		0,30
D4	D	Conventional	10.2010 >			CA900	CB800		0,30
2.4 D5	D	Conventional	03.2006 >			CA900	CB800		0,30
Models with Auxiliary / Backup Battery		Start-Stop	>	CK091					
S60									
2.0 T		Conventional	09.2001 > 04.2010			CA640	CB620		0,30
2.3 T5, T5		Conventional	07.2000 > 04.2010			CA640	CB620		0,30
2.4, 2.4 T, 2.4 T AWD, 2.4 T5		Conventional	11.2000 > 04.2010			CA640	CB620		0,30
2.5 AWD, 2.5 T, 2.5 T AWD, R 2,5 T AWD		Conventional	09.2003 > 04.2010			CA640	CB620		0,30
2.4 D, 2.4 D5	D	Conventional	12.2001 > 04.2010			CA900	CB800		0,30 B
S60 II									
2.0 T		Conventional	04.2010 >			CA770	CB740	CC700	
T3		Start-Stop	04.2010 >	CK700					
T3		Conventional	04.2010 >			CA770	CB740		
T4, T4F		Conventional	04.2010 >			CA770	CB740		
T5		Conventional	04.2010 >			CA770	CB740		
T6 AWD		Conventional	04.2010 >			CA770	CB740		
DRIVE / D2	D	Start-Stop	01.2011 >	CK700					
D3	D	Start-Stop	04.2010 >	CK700					
D3	D	Conventional	04.2010 >			CA900	CB800		
D4	D	Conventional	05.2012 >			CA900	CB800		
D5, D5 AWD	D	Conventional	04.2010 >			CA900	CB800		
Models with Auxiliary / Backup Battery		Start-Stop	>	CK091					
S70 (LS)									
2.0, 2.0 Turbo		Conventional	01.1997 > 11.2000			CA640	CB620		0,10
2.3, 2.3 T-5, 2.3 T5 AWD, 2.3 Turbo		Conventional	11.1996 > 11.2000			CA640	CB620		0,10
2.4, 2.4 AWD, 2.4 T5 AWD, 2.4 Turbo		Conventional	11.1996 > 11.2000			CA640	CB620		0,10
2.5		Conventional	01.1997 > 11.2000			CA640	CB620		0,10
2.5 TDI, 2.5 TDi AWD	D	Conventional	01.1997 > 11.2000			CA770	CB740	CC700	0,10
S80 I (TS, XY)									
2.0, 2.0 T		Conventional	06.1998 > 07.2006			CA640	CB620		0,30 B
2.4, 2.4 LTP, 2.4 T, 2.4 T5 AWD		Conventional	01.1999 > 07.2006			CA640	CB620		0,30 B
2.5 T, 2.5 T AWD		Conventional	03.2003 > 07.2006			CA640	CB620		0,30 B
2.8 T6		Conventional	05.1998 > 07.2006			CA770	CB740		0,30 B
2.9		Conventional	05.1998 > 07.2006			CA770	CB740		0,30 B
3.0, 3.0 T6		Conventional	06.2001 > 07.2006			CA770	CB740		0,30 B
2.4 D, 2.4 D5	D	Conventional	08.2001 > 07.2006			CA900	CB800		0,30 B
2.5 TDI	D	Conventional	01.1999 > 07.2006	CK800			CB802		0,30 B
S80 II (AS)									
2.0, 2.0 T		Conventional	01.2008 >			CA770	CB740		0,30
2.5 T, 2.5 T AWD		Conventional	03.2006 >			CA640	CB620		0,30
2.5 T		Conventional	01.2010 >			CA770	CB740		0,30
3.2, 3.2 AWD		Conventional	03.2006 >			CA770	CB740		0,30 B
4.4 V8 AWD		Conventional	03.2006 >			CA770	CB740		0,30
T4, T4F		Conventional	10.2010 >			CA770	CB740		0,30
T5		Conventional	10.2010 >			CA770	CB740		0,30
T6 AWD		Conventional	01.2007 >			CA770	CB740		0,30
1.6 D DRIVE, 1.6 DRIVE	D	Start-Stop	01.2010 >	CK700					
2.0 TDi	D	Conventional	02.2008 >			CA770	CB740		0,30
2.4 D	D	Conventional	03.2006 >			CA1000	CB950		0,30
2.4 D	D	Conventional	01.2010 >			CA900	CB800		0,30

*podany czas wymiany należy traktować jako orientacyjny

Znalazłeś błąd w tabeli? Chciałbyś zaproponować inne zastosowanie? Czekamy na Twoje propozycje: pl.ekspert@eu.exide.com

Marka i model				Start-Stop	Tradycyjjne			(hour)*	i s. 207
					Futura	Plus	Standard		
VOLVO									
S80 II (AS)									
D3	D	Start-Stop	01.2010 > 05.2012	CK700					B
D3	D	Conventional	01.2010 > 05.2012		CA900	CB800		0,30	B
D3	D	Start-Stop	05.2012 >	CK700					
D5, D5 AWD	D	Conventional	03.2006 >		CA900	CB800		0,30	
Models with Auxiliary / Backup Battery		Start-Stop	>	CK091					
S90									
2.5		Conventional	11.1996 > 10.1998		CA640	CB620	CC550	0,10	
2.9		Conventional	01.1997 > 05.1998		CA770	CB740	CC700	0,10	
V40 I (VW)									
1.6		Conventional	12.1995 > 06.2004		CA640	CB620	CC550	0,10	
1.8, 1.8 i		Conventional	07.1995 > 06.2004		CA640	CB620	CC550	0,10	
1.9 T4		Conventional	05.1997 > 07.2000		CA640	CB620	CC550	0,20	
2.0, 2.0 T, 2.0 T4		Conventional	07.1995 > 06.2004		CA640	CB620	CC550	0,10	
1.9 DI, 1.9 TD	D	Conventional	07.1995 > 06.2004		CA770	CB740		0,10	
V40 II									
T2 GTDi		Start-Stop	03.2013 >	CK700					
T3 GTDi		Start-Stop	03.2012 >	CK700					
T4, T4 AWD, T4 GTDi		Start-Stop	03.2012 >	CK700					
T5, T5 AWD		Start-Stop	12.2012 >	CK700					
D2	D	Start-Stop	03.2012 >	CK700					
D3	D	Start-Stop	03.2012 >	CK700					
D4	D	Start-Stop	03.2012 >	CK700					
V50 (MW)									
1.6		Conventional	01.2005 >		CA640	CB620		0,30	
1.8		Conventional	04.2004 >		CA640	CB620		0,30	
2.0		Conventional	10.2006 >		CA640	CB620		0,30	
2.4, 2.4 AWD		Conventional	04.2004 >		CA722	CB712		0,30	
T5, T5 AWD		Conventional	04.2004 >		CA722	CB712		0,30	
1.6 D, 1.6 D2	D	Start-Stop	01.2005 >	CK700				0,30	
1.6 D, 1.6 D2	D	Conventional	01.2005 >		CA900	CB800		0,30	
2.0 D	D	Conventional	04.2004 >		CA900	CB800		0,30	
2.4 D5, 2.4 Tdi	D	Conventional	03.2006 >		CA900	CB800		0,30	
D3	D	Conventional	10.2010 >		CA900	CB800		0,30	
D4	D	Conventional	10.2010 >		CA900	CB800		0,30	
Models with Auxiliary / Backup Battery		Start-Stop	>	CK091					
V60									
2.0 T		Conventional	09.2010 >		CA770	CB740			
T3		Start-Stop	09.2010 >	CK700					
T3		Conventional	09.2010 >		CA770	CB740			
T4, T4F		Conventional	09.2010 >		CA770	CB740			
T5		Conventional	09.2010 >		CA770	CB740			
T6 AWD		Conventional	09.2010 >		CA770	CB740			
1.6 DRIVe	D	Start-Stop	06.2011 >	CK700					
2.4 D5, 2.4 D5 AWD	D	Conventional	06.2011 >		CA900	CB800			
2.4 Hybrid AWD	D	Start-Stop	06.2012 >	CK800					
D3 (136hp)	D	Start-Stop	12.2012 >	CK700					
D3 (136hp)	D	Conventional	12.2012 >		CA900	CB800			
D3 / D4 (163hp)	D	Start-Stop	09.2010 >	CK700					
D3 / D4 (163hp)	D	Conventional	09.2010 >		CA900	CB800			
D4 AWD	D	Conventional	12.2012 >		CA900	CB800			
D5, D5 AWD	D	Conventional	09.2010 >		CA900	CB800			
Models with Auxiliary / Backup Battery		Start-Stop	>	CK091					
V70 I (LV)									
2.0, 2.0 Turbo, 2.0 Turbo AWD		Conventional	01.1997 > 03.2000		CA640	CB620		0,10	
2.3, 2.3 AWD, 2.3 T-5, 2.3 T-5 AWD, 2.3 Turbo		Conventional	11.1996 > 11.2000		CA640	CB620		0,10	
2.4, 2.4 Turbo, 2.4 AWD		Conventional	01.1997 > 05.2000		CA640	CB620		0,10	

*podany czas wymiany należy traktować jako orientacyjny

Znalazłeś błąd w tabeli? Chciałbyś zaproponować inne zastosowanie? Czekamy na Twoje propozycje: pl.ekspert@eu.exide.com

Marka i model					Start-Stop	Tradycyjjne			
						Futura	Plus	Standard	s. 207
VOLVO									
V70 I (LV)									
2.5, 2.5 AWD, 2.5 Turbo AWD		Conventional	01.1997 > 03.2000			CA640	CB620		0,10
2.5 TDi, 2.5 TDi AWD	D	Conventional	11.1996 > 05.2000			CA770	CB740	CC700	0,10
V70 II (SW)									
2.0 T		Conventional	07.2001 > 08.2007			CA640	CB620		0,40
2.3, 2.3 AWD, 2.3 T5		Conventional	03.2000 > 08.2007			CA640	CB620		0,40
2.4, 2.4 AWD, 2.4 T, 2.4 T AWD, 2.4 T5		Conventional	03.2000 > 08.2007			CA640	CB620		0,40
2.5 T, 2.5 T AWD, R 2.5 T AWD, 2.5 R Sport		Conventional	09.2002 > 08.2007			CA640	CB620		0,30
2.4 D, 2.4 D5, 2.4 D5 AWD	D	Conventional	08.2001 > 08.2007			CA900	CB800		0,30
2.5 TDi	D	Conventional	03.2000 > 08.2007			CA900	CB800		0,40
V70 III (BW)									
1.6 T4F		Conventional	01.2011 >			CA770	CB740		0,30
2.0, 2.0 T		Conventional	10.2007 >			CA770	CB740		0,30
2.5 T		Conventional	08.2007 >			CA900	CB800		0,30
2.5 T		Conventional	01.2010 >			CA770	CB740		0,30
3.2, 3.2 AWD		Conventional	08.2007 >			CA900	CB800		0,30
3.2, 3.2 AWD		Conventional	05.2011 >			CA770	CB740		0,30
T4		Conventional	10.2010 >			CA770	CB740		0,30
T5		Conventional	01.2010 >			CA770	CB740		0,30
T6 AWD		Conventional	08.2007 >			CA900	CB800		0,30
1.6 DRIVe / D2	D	Start-Stop	01.2010 >	CK700					
1.6 DRIVe / D2	D	Conventional	01.2010 >		CA770	CB740			0,30
2.0 D	D	Conventional	10.2007 >				CB802		0,30
2.4 D	D	Conventional	08.2007 >				CB802		0,30
D3 (136hp)	D	Start-Stop	03.2010 >	CK700					
D3 (136hp)	D	Conventional	03.2010 >				CB802		0,30
D3 / D4 (163hp)	D	Start-Stop	03.2010 >	CK700					
D3 / D4 (163hp)	D	Conventional	03.2010 >				CB802		0,30
D4, D4 AWD	D	Conventional	01.2013 >	CK700					0,30
D5, D5 AWD	D	Conventional	08.2007 >				CB802		0,30
Models with Auxiliary / Backup Battery		Start-Stop	>	CK091					
V90									
2.5		Conventional	11.1996 > 10.1998			CA640	CB620	CC550	0,10
2.9		Conventional	01.1997 > 12.1998			CA640	CB620		0,10
XC60									
2.0 T		Conventional	03.2010 >			CA770	CB740		
3.2 AWD		Conventional	07.2009 >			CA770	CB740		
T5		Conventional	09.2010 >			CA770	CB740		
T6 AWD		Conventional	05.2008 >			CA770	CB740		
2.4 D	D	Conventional	07.2009 >			CA900	CB800		
2.4 D / D3 / D4 AWD	D	Conventional	05.2008 >			CA900	CB800		
D3	D	Conventional	03.2010 >			CA900	CB800		
D3 (136hp)	D	Start-Stop	04.2012 >	CK700					
D5, D5 AWD	D	Conventional	05.2008 >			CA900	CB800		
Models with Auxiliary / Backup Battery		Start-Stop	>	CK091					
XC70 CROSS COUNTRY									
2.4 AWD, 2.4 T XC AWD		Conventional	11.1997 > 09.2003			CA770	CB740		0,30
2.5 T XC AWD		Conventional	09.2002 > 08.2007			CA770	CB740		0,30
2.4 D5 AWD, 2.4 D5 XC AWD	D	Conventional	09.2002 > 08.2007			CA1000	CB950		0,30
XC70 II									
3.2		Conventional	08.2007 >			CA770	CB740		0,30
3.2 AWD		Conventional	08.2007 >			CA900	CB800		0,30
T6 AWD		Conventional	01.2008 >			CA900	CB800		0,30
2.4 D, 2.4 D AWD	D	Conventional	08.2007 >			CA900	CB800		0,30
D3, D3 AWD	D	Conventional	08.2011 >			CA900	CB800		0,30
D5 AWD	D	Conventional	08.2007 >			CA900	CB800		0,30

*podany czas wymiany należy traktować jako orientacyjny

Znalazłeś błąd w tabeli? Chciałbyś zaproponować inne zastosowanie? Czekamy na Twoje propozycje: pl.ekspert@eu.exide.com

Marka i model				Start-Stop	Tradycyjjne				Futura Plus Standard		(hour)*	i s. 207
VOLVO												
XC90												
2.5 T		Conventional	10.2002 >		CA770	CB740			0,30	B		
3.2, 3.2 AWD		Conventional	05.2006 >		CA770	CB740			0,30	B		
T6		Conventional	10.2002 >		CA770	CB740			0,30	B		
V8		Conventional	01.2005 >		CA770	CB740			0,30	B		
D3 / D5	D	Conventional	04.2009 >		CA1000	CB950			0,30	B		
D5	D	Conventional	10.2002 >		CA1000	CB950			0,30	B		
WIESMANN												
GT Coupe												
MF4, MF4-S		Conventional	09.2003 >	CK950								
MF5		Conventional	09.2007 >	CK950								
ROADSTER												
2.8		Conventional	01.1996 >	CK700								
MF3		Conventional	01.1996 >	CK700								
MF30		Conventional	07.2003 >	CK700								
MF4, MF4-S		Conventional	03.2009 >	CK950								
MF5		Conventional	09.2009 >	CK950								
ZASTAVA												
10 (188)												
1.2 60		Conventional	10.2005 >			CB440	CC400					
101 (1100)												
1.1		Conventional	06.1973 > 12.1993			CB501			0,20			
1.3		Conventional	10.1981 > 12.1993			CB501			0,20			
KORAL												
1.1		Conventional	10.2002 > 11.2008			CB501						
YUGO												
0.9		Conventional	04.1980 > 06.1992			CB501			0,20			
1.1 60 EFI		Conventional	08.1991 > 06.1995			CB501			0,20			
1.3 65 EFI		Conventional	08.1991 > 06.1995			CB501			0,20			
YUGO FLORIDA												
1.1		Conventional	08.1989 >			CB501			0,20			
1.3		Conventional	03.1991 >			CB501			0,20			
1.4, 1.4 CAT		Conventional	10.1988 >			CB501			0,20			
1.6		Conventional	08.1989 > 06.1995			CB501			0,20			
ZASTAVA (YUGO)												
311												
1.1		Conventional	04.1983 > 04.1991			CB501						
511												
1.1		Conventional	04.1983 > 04.1991			CB501						
SANA												
1.4		Conventional	10.1989 > 10.1993			CB501						
TEMPO												
0.9		Conventional	05.1991 > 12.1993			CB501						
1.1		Conventional	06.1985 > 04.1991			CB501						
ZAZ												
LANOS												
1.4		Conventional	10.2004 >			CB621						
1.5		Conventional	10.2004 >			CB621						
1.6 16V		Conventional	10.2004 >			CB621						
SLAVUTA (1103)												
1.1		Conventional	03.1995 > 10.2001			CB621						
1.2		Conventional	10.2001 >			CB621						
1.3		Conventional	10.2001 >			CB621						
TAVRIJA (1102)												
1.1		Conventional	01.1989 >			CB621						
1.2		Conventional	01.1998 >			CB621						
1.3		Conventional	01.1989 >			CB621						

*podany czas wymiany należy traktować jako orientacyjny

Znalazłeś błąd w tabeli? Chciałbyś zaproponować inne zastosowanie? Czekamy na Twoje propozycje: pl.ekspert@eu.exide.com



Paliwo

-	Benzyna
D	Diesel
EV	Napęd elektryczny

Umiejscowienie akumulatora

-	Przedział silnika
B	Bagażnik
C	Pod przednimi siedzeniami
H	W podnóżku

Montaż akumulatora

X2	Wymagane 2 akumulatory
----	------------------------

Mocowanie

Adapter Ford	Może być wymagany adapter stożka akumulatora do fordowskich końcówek biegunów
Adapter JIS	Może być wymagany adapter końcówek JIS do standardowych końcówek biegunów
Adapter VW	Może być wymagany adapter standardowego mocowania do mocowania VW



Pobierz darmową aplikację
Exide Battery Finder
na Twojego smartfona



Informacje techniczne



Zestawienie wg wymiarów

Wymiary				Specyfikacja techniczna	
Blok	Dł. (mm)	Szer. (mm)	Wys. (mm)	Końcówki biegunów	Polaryzacja
L00	175	175	190	1	0
LB1	207	175	175	1	0
L01	207	175	190	1	0
L01	207	175	190	1	1
LB2	242	175	175	1	0
L02	242	175	190	1	0
L02	242	175	190	1	1
LB3	278	175	175	1	0
L03	278	175	190	1	0
L03	278	175	190	1	1
LB4	315	175	175	1	0
L04	315	175	190	1	0
LB5	353	175	175	1	0
L05	353	175	190	1	0
L06	392	175	190	1	0
E01	178	135	225	1	0
E02	220	135	225	1	0
E02	220	135	225	1	1
B19	187	127	220	3	0
B19	187	127	220	3	1
B24	237	127	227	1	0
B24	237	127	227	1	1
B24	237	127	227	3	0
B24	237	127	227	3	1
D20	200	173	222	1	0
D20	200	173	222	1	1
D23	230	173	222	1	0
D23	230	173	222	1	1
D26	270	173	222	1	0
D26	270	173	222	1	1
D31	306	173	222	1	0
D31	306	173	222	1	1
G75	230	180	186	SAE	1
G78	260	180	186	SAE	1
G65	306	192	192	1	1

Futura			Plus			Standard		
Kod	Pojemność Ah	CCA A (EN)	Kod	Pojemność Ah	CCA A (EN)	Kod	Pojemność Ah	CCA A (EN)
			CB440	44	400	CC400	40	320
CA472	47	450	CB442	44	420	CC412	41	370
CA530	53	540	CB500	50	450	CC440	44	360
			CB501	50	450			
CA612	61	600	CB602	60	540	CC542	54	500
CA640	64	640	CB620	62	540	CC550	55	460
CA601	60	600	CB621	62	540			
CA722	72	720	CB712	71	670	CC652	65	540
CA770	77	760	CB740	74	680	CC700	70	640
			CB741	74	680			
			CB802	80	700			
CA900	90	720	CB800	80	640			
			CB852	85	760			
CA1000	100	900	CB950	95	800	CC900	90	720
			CB1100	110	850			
			(EB320)	32	270			
			CB450	45	330			
			CB451	45	330			
			CB356	35	240			
			CB357	35	240			
			CB456	45	330			
			CB454	45	330			
			CB457	45	330			
			CB455	45	330			
			CB504	50	360			
			CB505	50	360			
			CB604	60	390			
			CB605	60	390			
CA754	75	630	CB704	70	540			
CA755	75	630	CB705	70	540			
CA954	95	800	CB954	95	720	CC904	90	680
CA955	95	800	CB955	95	720	CC905	90	680
			(EB608)	60	540			
			(EB758)	75	770			
			(EB788)	78	850			

Struktura kodu Centra

Struktura kodu

C A 77 0

Marka Gama Pojemność

C CENTRA **A** Futura **77** Ah







B Plus
C Standard

K Start-Stop AGM
L Start-Stop EFB

Szczegóły techniczne

#	Polaryzacja	Końcówki biegunów	Mocowanie	Bloki
0	0	1 (EN)	B1	E1, E2
			B13	L0, L1, L2, L3, L4, L5, L6, LH4, S68
1	1	1 (EN)	B1	E2
			B13	L1, L2, L3, S68
2	0	1 (EN)	B13	LB1, LB2, LB3, LB4, LB5
4	0	1 (EN)	B0	B24, D23
			Korean B1	D20, D23, D26, D31
			B9	D26
5	1	1 (EN)	B0	B24
			Korean B1	D20, D23, D26, D31
			B9	D26
6	0	3 (JIS)	B0	B19, B24
			B1	B19, B24
6A	0	3 (JIS)	Korean B1 Long	B19
7	1	3 (JIS)	B0	B19, B24
8	bloki US			G34, G65, G75, G78

Specyfikacja techniczna

		Centra	Osiągi		Wymiary			Parametry techniczne			
		Kod	Pojemność Ah	CCA A (EN)	Blok	Długość (mm)	Szerokość (mm)	Wysokość (mm)	Polaryzacja	Końcówki biegunów	Mocowanie
	AGM	CK600	60	680	L02	242	175	190	0	1	B13
		CK700	70	760	L03	278	175	190	0	1	B13
		CK800	80	800	L04	315	175	190	0	1	B13
		CK950	95	850	L05	353	175	190	0	1	B13
		CK1050	105	950	L06	392	175	190	0	1	B13
	EFB	CL600	60	640	L02	242	175	190	0	1	B13
		CL604	60	520	D23	230	173	222	0	1	B0
		CL652	65	650	LB3	278	175	175	0	1	B13
		CL700	70	720	L03	278	175	190	0	1	B13
		CL752	75	730	LB4	315	175	175	0	1	B13
	Auxiliary	CK091	9	120	C54	150	90	105	1	M12	B0
		CK111	11	150	C55	150	90	130	1	M04	B0
		CK151	15	200	C56	150	90	145	1	JLR	B0
	Futura	CA386	38	300	B19	187	136	220	0	3 + Adapter	B1
		CA456	45	390	B24	237	136	227	0	3 + Adapter	B1
		CA472	47	450	LB1	207	175	175	0	1	B13
		CA530	53	540	L01	207	175	190	0	1	B13
		CA601	60	600	L02	242	175	190	1	1	B13
		CA612	61	600	LB2	242	175	175	0	1	B13
		CA640	64	640	L02	242	175	190	0	1	B13
		CA654	65	580	D23	230	173	222	0	1	Korean B1
		CA722	72	720	LB3	278	175	175	0	1	B13
		CA754	75	630	D26	270	173	222	0	1	B9
		CA755	75	630	D26	270	173	222	1	1	B9
		CA770	77	760	L03	278	175	190	0	1	B13
		CA900	90	720	L04	315	175	190	0	1	B13
		CA954	95	800	D31	306	173	222	0	1	Korean B1
		CA955	95	800	D31	306	173	222	1	1	Korean B1
CA1000	100	900	L05	353	175	190	0	1	B13		
	Plus	CB356	35	240	B19	187	127	220	0	3	B0
		CB357	35	240	B19	187	127	220	1	3	B0
		CB440	44	400	L00	175	175	190	0	1	B13
		CB442	44	420	LB1	207	175	175	0	1	B13
		CB450	45	330	E02	220	135	225	0	1	B1
		CB451	45	330	E02	220	135	225	1	1	B1
		CB454	45	330	B24	237	127	227	0	1	B0
		CB455	45	330	B24	237	127	227	1	1	B0
		CB456	45	330	B24	237	127	227	0	3	B0
		CB457	45	330	B24	237	127	227	1	3	B0
		CB500	50	450	L01	207	175	190	0	1	B13
		CB501	50	450	L01	207	175	190	1	1	B13
		CB504	50	360	D20	200	173	222	0	1	Korean B1
		CB505	50	360	D20	200	173	222	1	1	Korean B1
		CB602	60	540	LB2	242	175	175	0	1	B13
		CB604	60	390	D23	230	173	222	0	1	Korean B1
		CB605	60	390	D23	230	173	222	1	1	Korean B1
		CB620	62	540	L02	242	175	190	0	1	B13
		CB621	62	540	L02	242	175	190	1	1	B13
		CB704	70	540	D26	270	173	222	0	1	B9
		CB705	70	540	D26	270	173	222	1	1	B9
		CB712	71	670	LB3	278	175	175	0	1	B13
		CB740	74	680	L03	278	175	190	0	1	B13
		CB741	74	680	L03	278	175	190	1	1	B13
		CB800	80	640	L04	315	175	190	0	1	B13
CB802	80	700	LB4	315	175	175	0	1	B13		
CB852	85	760	LB5	353	175	175	0	1	B13		
CB950	95	800	L05	353	175	190	0	1	B13		
CB954	95	720	D31	306	173	222	0	1	Korean B1		
CB955	95	720	D31	306	173	222	1	1	Korean B1		
CB1100	110	850	L06	392	175	190	0	1	B13		
	Standard	CC400	40	320	L00	175	175	190	0	1	B13
		CC412	41	370	LB1	207	175	175	0	1	B13
		CC440	44	360	L01	207	175	190	0	1	B13
		CC542	54	500	LB2	242	175	175	0	1	B13
		CC550	55	460	L02	242	175	190	0	1	B13
		CC652	65	540	LB3	278	175	175	0	1	B13
		CC700	70	640	L03	278	175	190	0	1	B13
CC900	90	720	L05	353	175	190	0	1	B13		



Pobierz darmową aplikację
Exide Battery Finder
na Twojego smartfona



Exide Technologies / www.exide.com

EXIDE Technologies S.A.
ul. Gdyńska 31/33
61-016 Poznań
tel. 48 61 87 86 100
www.exide.pl